


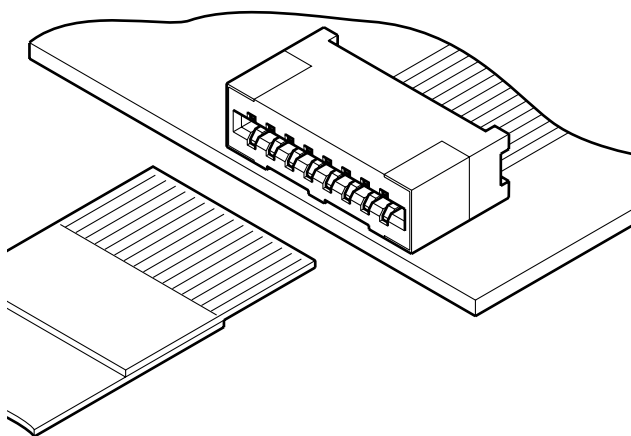
FMS CONNECTOR



Connectors for FFC



The FMS series connectors are designed for surface mounting (SMT) and to meet the demand for high-density packaging. They are miniature connectors with a height of only 2.8mm (.110"), and can be supplied packaged in embossed tape to facilitate automatic mounting.



Features

• Compact

This connector measures 1.0mm (.039") in pitch, 2.8mm (.110") in mounting height, and 6.3mm (.248") in width.

• Double-sided contact

This connector has highly resilient phosphor bronze contacts, each of which has two independent mating spring members that ensure continuity even when subjected to severe vibration. Because each of the contacts simultaneously mates with both sides of the FFC, the engineer has greater freedom in designing his circuitry.

• Simple snap-in action

The FFC is securely connected by simply inserting its leads into the connector.

• SMT configuration

Its housing is made of heat resistant resin so that it is not adversely affected during reflow soldering. Because of its tiny size and ability to be surface mounted, this connector meets the demand for high-density mounting of components inside electronic products.

• Solder tabs

This connector also features reinforcing solder tabs to prevent lifting of the connector during mating and unmating.

Specifications

- Current rating: 0.5A AC, DC
- Voltage rating: 50V AC, DC
- Temperature range: -25°C to +85°C
(including temperature rise in applying electrical current)
- Contact resistance: Initial value/20m Ω max.
After environmental testing/30m Ω max.
- Insulation resistance: 800M Ω min.
- Withstanding voltage: 500V AC/minute
- Applicable FFC: Lead pitch /1.0mm(.039")
Lead width /0.7mm(.028")
Mating part thickness /
0.30 ± 0.05mm(.012"± .002")

<Note>FFC to be actually used should be checked for applicability.

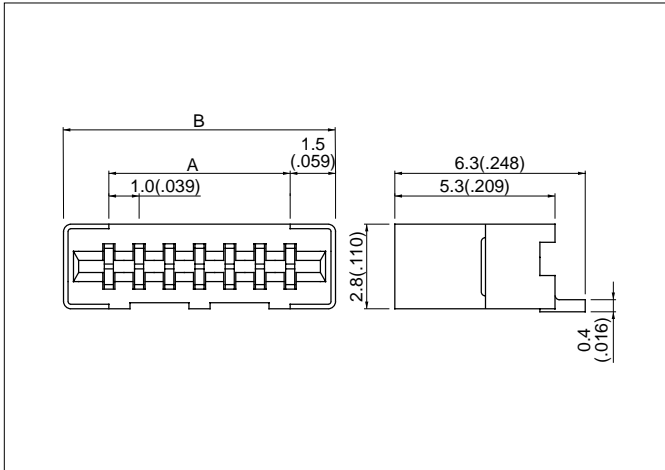
- * Contact JST if Lead-Free product is required.
- * Refer to "General Instruction and Notice when using Terminals and Connectors" at the end of this catalog.
- * Contact JST for details.

Standards

Recognized E60389

Certified LR20812

Connector



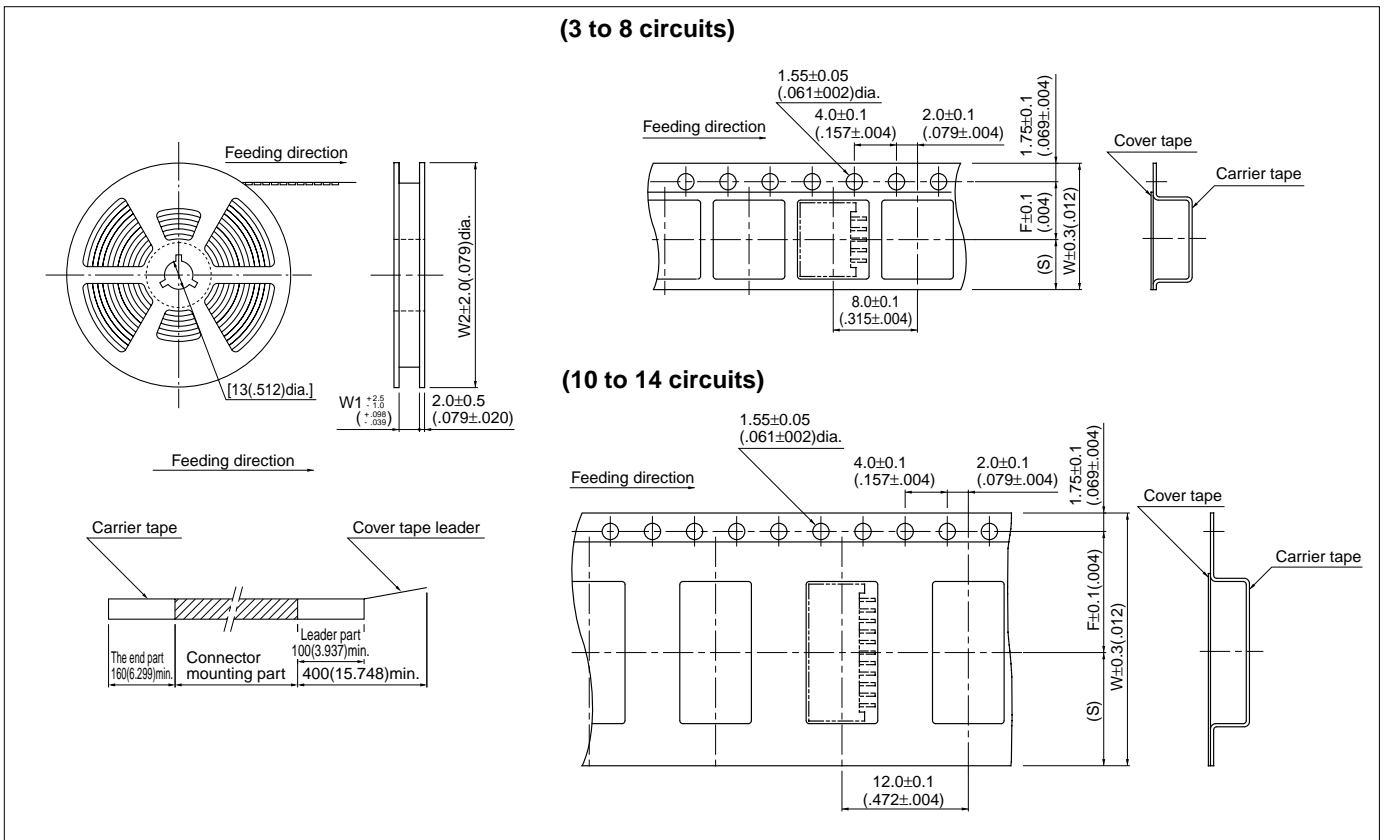
Circuits	Model No.	Dimensions mm(in.)		Q'ty / reel
		A	B	
3	03FMS-1.0SP-TF	2.0(.079)	5.0(.197)	2,500
4	04FMS-1.0SP-TF	3.0(.118)	6.0(.236)	2,500
5	05FMS-1.0SP-TF	4.0(.157)	7.0(.276)	2,500
6	06FMS-1.0SP-TF	5.0(.197)	8.0(.315)	2,500
8	08FMS-1.0SP-TF	7.0(.276)	10.0(.394)	2,500
10	10FMS-1.0SP-TF	9.0(.354)	12.0(.472)	2,000
11	11FMS-1.0SP-TF	10.0(.394)	13.0(.512)	2,000
12	12FMS-1.0SP-TF	11.0(.433)	14.0(.551)	2,000
14	14FMS-1.0SP-TF	13.0(.512)	16.0(.630)	2,000

Material and Finish

Contact: Phosphor bronze, copper-undercoated, tin/lead-plated
 Housing: PPS, UL94V-0
 Solder tab: Brass, copper-undercoated, tin/lead-plated

Note: The products listed above are supplied on embossed tape.

Taping specifications



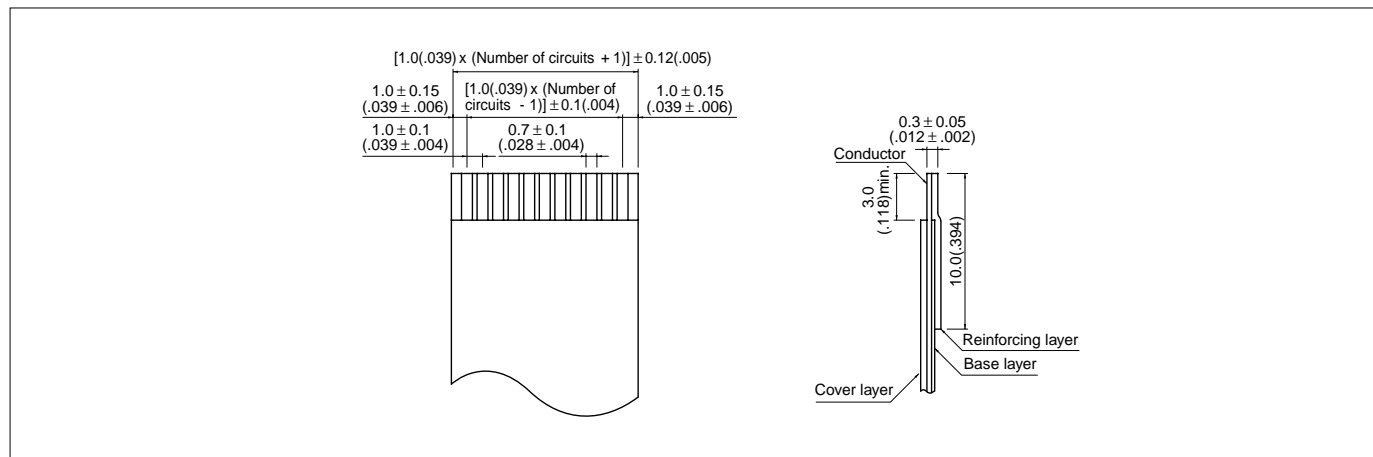
Circuits	Taping dimensions mm(in.)			Reel dimensions mm(in.)		Q'ty / reel
	F	S	W	W1	W2	
3 to 4	5.5(.217)	4.75(.187)	12.0(.472)	13.5(.531)	330(12.992)	2,500
5 to 8	7.5(.295)	6.75(.266)	16.0(.630)	17.5(.689)	330(12.992)	2,500
10 to 14	11.5(.453)	10.75(.423)	24.0(.945)	25.5(1.004)	380(14.961)	2,000

Note:

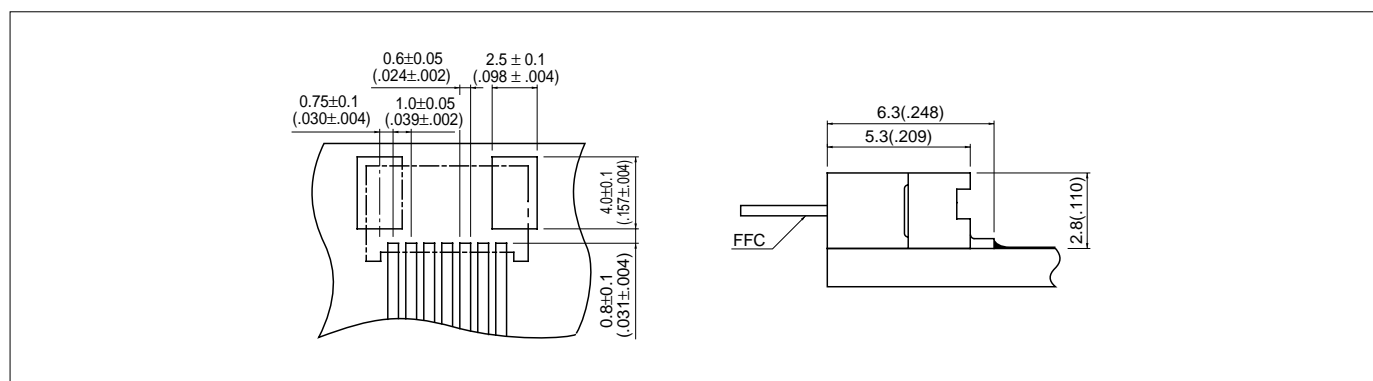
- Specifications conform to JIS C 0806. The tape width, connector recess dimensions, etc. are determined by the number of circuits and external shape of the connector to be loaded.
- Specifications are subject to change without prior notice.

FMS CONNECTOR

Lead section dimensions of FFC



PC board layout (viewed from component side) and Assembly layout



- Note:
1. Tolerances are non-cumulative: $\pm 0.05\text{mm}(\pm .002")$ for all centers.
 2. The dimensions above should serve as a guideline.
Contact JST for details.

X-ON Electronics

Largest Supplier of Electrical and Electronic Components

Click to view similar products for [FFC & FPC Connectors](#) category:

Click to view products by [JST manufacturer](#):

Other Similar products are found below :

[HFW11R-1STE1H1LF](#) [FH29B-100S-0.2SHW\(99\)](#) [FA5S008HP1](#) [FH29B-120S-0.2SHW\(99\)](#) [FH29B-80S-0.2SHW\(99\)](#) [FHS-16](#) [FPH-2022G](#)
[52610-1075](#) [52610-1275](#) [52610-1934](#) [XF3M\(1\)-1415-1B-R100](#) [501864-3091-TR225](#) [0525594033](#) [086210010340800](#) [086222026001800](#)
[52271-2869-CUT-TAPE](#) [62674-201121DLF](#) [62684-36210E9ALF](#) [52610-1675](#) [52746-1671-TR250](#) [10051922-2810EHLF](#) [6-520415-9](#)
[BD021-09A-A1-0350-0200-0550-LD](#) [SFV6R-1STE9HLF](#) [XF3M-2915-1B-R100](#) [1658549-1](#) [62674-221121ALF](#) [46214008010800](#)
[046298003000883](#) [151660622](#) [842-816-2630-035](#) [AYF530665TA](#) [AYF351525](#) [046296011930846+](#) [AYF352325A](#) [046254020000800+](#)
[FH19C-13S-0.5SH\(99\)](#) [FH39J-51S-0.3SHW\(99\)](#) [AYF355125A](#) [AYF530365TA](#) [FH29B-44S-0.2SHW\(99\)](#) [SFW5R-2STAE9LF](#) [AYF351125A](#)
[AYF350725A](#) [62684-502100AHLF](#) [FH39-61S-0.3SHW\(99\)](#) [AYF414035A](#) [10064555-172520HLF](#) [AYF212335A](#) [504754-2500](#)