




METCAL

OKi

Soldering / Desoldering / Rework
Tips and Cartridges

SELECTION GUIDE



Content

Metcal STTC Soldering Cartridges	1 - 4
Metcal UFTC UltraFine Soldering Cartridges	5 - 6
Metcal SMTC Rework Cartridges	7 - 11
Metcal PTTC Tweezer Cartridges	12
Metcal TATC Talon Cartridges	13
Metcal STDC Desoldering Cartridges	14
Metcal and OKi SSC Soldering Cartridges	15 - 17
OKi SxV Soldering Tips	18 - 22
OKi CxV Soldering Tips	22
OKi PHT Soldering Tips	22 - 24
OKi SxP Soldering & Rework Cartridges	25 - 27
OKi RxP Rework Cartridges	28 - 29
OKi TxP Tweezer Cartridges	30
OKi DxP Desoldering Tips	31
Tip Temperature Chart	32
SmartHeat® Technology	33



**ALL METCAL AND OKI TIPS AND CARTRIDGES
ARE POWERED BY SMARTHEAT® TECHNOLOGY**

SmartHeat® Technology = Variable Power / Fixed Temperature

► See page 33 for full explanation



CHISEL

STTC SOLDERING CARTRIDGES

Compatible with: MX-500 and MX-5000 Systems / MX-RM3E and MX-H1-AV hand-pieces

	<p>STTC-125P STTC-825P</p>	<p>Chisel 30° P = Optimised geometry for best thermal performance 1.0mm x 6.5mm (.04" x .25")</p>
	<p>STTC-525 STTC-025 STTC-125 STTC-825</p>	<p>Chisel 30° 1.0mm x 9.1mm (.04" x .33")</p>
	<p>STTC-138P STTC-838P</p>	<p>Chisel 30° P = Optimised geometry for best thermal performance 1.5mm x 6.0mm (.06" x .24")</p>
	<p>STTC-538 STTC-038 STTC-138 STTC-838</p>	<p>Chisel 30° 1.5mm x 9.9mm (.06" x .39")</p>
	<p>STTC-599 STTC-099 STTC-199 STTC-899</p>	<p>Chisel Bent 30° 1.5mm x 11.9mm (.06" x .47")</p>
	<p>STTC-137P STTC-837P</p>	<p>Chisel 30° P = Optimised geometry for best thermal performance 1.78mm x 6.0mm (.07" x .24")</p>
	<p>STTC-537 STTC-037 STTC-137 STTC-837</p>	<p>Chisel Solder Cartridge 30° 1.78mm x 9.9mm (.07" x .39")</p>
	<p>STTC-598 STTC-098 STTC-198 STTC-898</p>	<p>Chisel Bent 30° 1.78mm x 9.9mm (.07" x .39")</p>
	<p>STTC-542 STTC-042 STTC-142 STTC-842</p>	<p>Long Reach Chisel 60° 1.78mm x 16mm (.07" x .63")</p>
	<p>STTC-514 STTC-014 STTC-114</p>	<p>Chisel 45° 2.0mm x 4.7mm (.08" x .19")</p>

5 = 500 Series and 0 = 600 Series for temperature sensitive applications - 1 = 700 Series for most standard applications.
8 = 800 Series for Ceramic and high thermal demand applications.



CHISEL

STTC SOLDERING CARTRIDGES		Compatible with: MX-500 and MX-5000 Systems / MX-RM3E and MX-H1-AV hand-pieces	
	<p>STTC-136P STTC-836P</p>	<p>Chisel 30° P = Optimised geometry for best thermal performance 2.5mm x 6.0mm (.10" x .24")</p>	
	<p>STTC-536 STTC-036 STTC-136 STTC-836</p>	<p>Chisel 30° 2.5mm x 9.9mm (.10" x .39")</p>	
	<p>STTC-513 STTC-013 STTC-113 STTC-813</p>	<p>Chisel 90° 3.0mm x 4.8mm (.12" x .19")</p>	
	<p>STTC-520 STTC-020 STTC-120 STTC-820</p>	<p>Long Reach Chisel 12° 3.8mm x 21.6mm (.15" x .85")</p>	
	<p>STTC-517 STTC-017 STTC-117 STTC-817</p>	<p>Large Chisel 5.0mm x 7.6mm (.20" x .30")</p>	
	<p>STTC-565 STTC-065 STTC-165 STTC-865</p>	<p>Large Chisel 5.0mm x 11.4mm (.20" x .45")</p>	
<p style="writing-mode: vertical-rl; transform: rotate(180deg);">CONICAL</p>	<p>STTC-590 STTC-090 STTC-190 STTC-890</p>	<p>Fine and Long Reach Conical 0.25mm x 13.2mm (.01" x .52")</p>	
	<p>STTC-526 STTC-026 STTC-126 STTC-826</p>	<p>Conical Sharp Bent 30° 0.4mm x 7.9mm (.016" x .31")</p>	
	<p>STTC-522 STTC-022 STTC-122 STTC-822</p>	<p>Conical Sharp 0.4mm x 8.4mm (.016" x .33")</p>	
	<p>STTC-145P STTC-845P</p>	<p>Conical Sharp P = Optimised geometry for best thermal performance 0.4mm x 8.5mm (.016" x .34")</p>	

STTC Soldering Cartridges



CONICAL

STTC SOLDERING CARTRIDGES		Compatible with: MX-500 and MX-5000 Systems / MX-RM3E and MX-H1-AV hand-pieces
	<p>STTC-506 STTC-006 STTC-106 STTC-806</p>	<p>Conical Sharp 0.4mm x 13.7mm (.016" x .54")</p>
	<p>STTC-545 STTC-045 STTC-145 STTC-845</p>	<p>Conical Sharp 0.4mm x 14.7mm (.016" x .58")</p>
	<p>STTC-540 STTC-040 STTC-140 STTC-840</p>	<p>Conical Sharp Bent 30° Long Reach 0.4mm x 16mm (.016" x .63")</p>
	<p>STTC-511 STTC-011 STTC-111</p>	<p>Conical Sharp 0.5mm x 4.6mm (.02" x .18")</p>
	<p>STTC-516 STTC-016 STTC-116 STTC-816</p>	<p>Conical Sharp 0.5mm x 4.8mm (.02" x .19")</p>
	<p>STTC-544 STTC-044 STTC-144 STTC-844</p>	<p>Conical Sharp Bent 30° Long Reach 0.5mm x 14.5mm (.02" x .57")</p>
	<p>STTC-543 STTC-043 STTC-143 STTC-843</p>	<p>Conical Sharp 0.5mm x x 15.2mm (.02" x .6")</p>
	<p>STTC-101P STTC-801P</p>	<p>Conical P = Optimised geometry for best thermal performance 1.0mm x 6.5mm (.04" x .25")</p>
	<p>STTC-531 STTC-031 STTC-131</p>	<p>Conical 1.0mm x 9.9mm (.04" x .39")</p>
	<p>STTC-501 STTC-001 STTC-101</p>	<p>Conical 1.0mm x 13.5mm (.04" x .53")</p>

5 = 500 Series and 0 = 600 Series for temperature sensitive applications - 1 = 700 Series for most standard applications.
8 = 800 Series for Ceramic and high thermal demand applications.



STTC SOLDERING CARTRIDGES

Compatible with: MX-500 and MX-5000 Systems / MX-RM3E and MX-H1-AV hand-pieces

CONICAL		<p>STTC-507 STTC-007 STTC-107</p>	<p>Conical 1.0mm x 16.7mm (.04" x .66")</p>
		<p>STTC-541 STTC-041 STTC-141 STTC-841</p>	<p>Conical Bent 30° Long Reach 1.3 mm x 21.8mm (.05" x .86")</p>
BEVEL		<p>STTC-546 STTC-046 STTC-146 STTC-846</p>	<p>Long Reach Bevel 60° 1.00mm x 14.2mm (.04" x .56")</p>
		<p>STTC-147P STTC-847P</p>	<p>Bevel 60° P = Optimised geometry for best thermal performance 1.78mm x 6.4mm (.07" x .25")</p>
		<p>STTC-535 STTC-035 STTC-135</p>	<p>Bevel 30° 1.78mm x 9.9mm (.07" x .39")</p>
		<p>STTC-505 STTC-005 STTC-105</p>	<p>Bevel 30° 1.78mm x 11.7mm (.07" x .46")</p>
		<p>STTC-547 STTC-047 STTC-147 STTC-847</p>	<p>Long Reach Bevel 60° 1.78mm x 14.2mm (.07" x .56")</p>

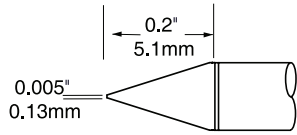
5 = 500 Series and 0 = 600 Series for temperature sensitive applications - 1 = 700 Series for most standard applications.
8 = 800 Series for Ceramic and high thermal demand applications.



**UFTC ULTRAFINE
SOLDERING CARTRIDGES**

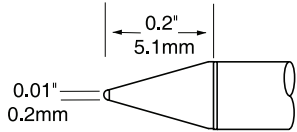
Compatible with: MX-5000 Systems and MX-H2-UF hand-piece

CONICAL



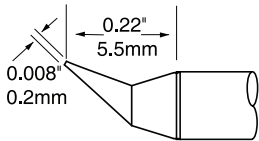
UFTC-7CN01

Conical
0.13mm x 5.1mm (.005" x .20")



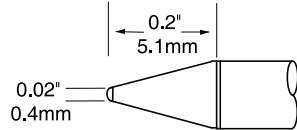
UFTC-7CN02

Conical
0.2mm x 5.1mm (.01" x .20")



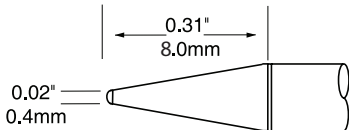
UFTC-7CNB02

Conical Bent
0.2mm x 5.5mm (0.01" x .22")



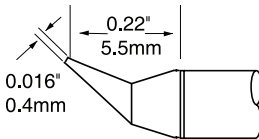
UFTC-7CN04

Conical
0.4mm x 5.1mm (.02" x 0.20")



UFTC-7CNL04

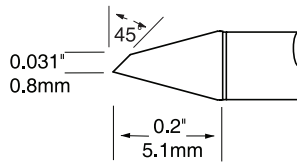
Conical Long
0.4mm x 8mm (.02" x .31")



UFTC-7CNB04

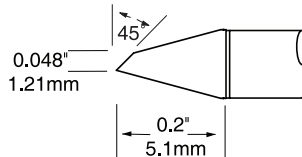
Conical Bent
0.4mm x 5.5mm (.02" x .22")

HOOF



UFTC-7DRH408

Hoof Micro
0.8mm x 5.1mm (.03" x .20")



UFTC-7DHR412

Hoof Micro
1.2mm x 5.1mm (.048" x .20")

7 = 700 Series for most standard applications

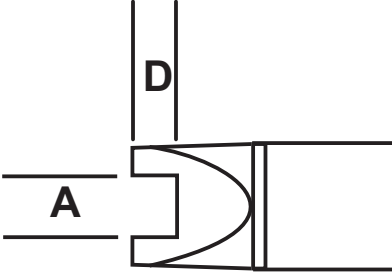



CHISEL

UFTC ULTRAFINE SOLDERING CARTRIDGES		Compatible with: MX-5000 Systems and MX-H2-UF hand-piece
	UFTC-7CH06	Chisel 0.6mm x 5.1mm (.024" x .20")
	UFTC-7CHL06	Chisel Long 0.6mm x 9mm (.024" x .35")
	UFTC-7CH08	Chisel 0.8mm x 5.1mm (.03" x .2")
	UFTC-7CHL08	Chisel Long 0.8mm x 9mm (.03" x .35")
	UFTC-7CH12	Chisel 1.2mm x 5.1mm (.05" x .20")

7 = 700 Series for most standard applications

Compatible with: MX-500 and MX-5000 Systems, MX-RM3E and MX-H1-AV hand-pieces.
All dimensions shown are in mm (inches)

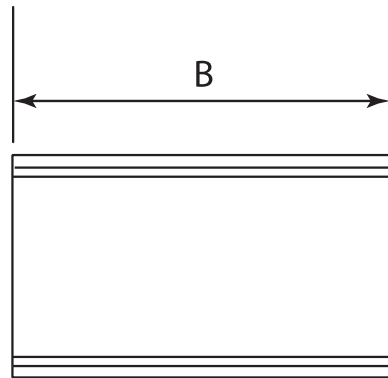
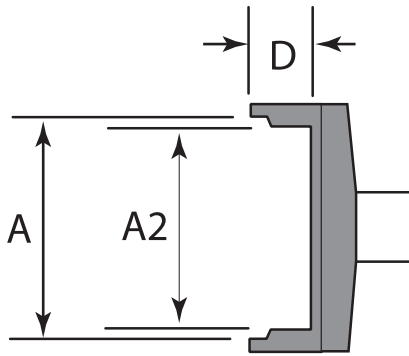
SMTC REWORK CARTRIDGES		A	D	B	SMT TYPE
<div style="writing-mode: vertical-rl; transform: rotate(180deg); position: absolute; left: -40px; top: 50px;">SLOT</div>  	SMTC-505 SMTC-005 SMTC-105	1.7 (.068)	1.27 (.05)	2.5 (.10)	SOT-32
	SMTC-596 SMTC-096 SMTC-196	1.78 (.070)	1.02 (.040)	1.02 (.040)	Chip 0402, 0603
	SMTC-588 SMTC-088 SMTC-188	2.03 (.080)	1.52 (.60)	1.27 (.050)	Chip 0402, 0603, 0805
	SMTC-501 SMTC-001 SMTC-101	2.3 (.090)	1.8 (.070)	1.3 (.050)	Chip 0805
	SMTC-502 SMTC-002 SMTC-102	3.6 (.14)	1.8 (.07)	1.5 (.06)	Chip 1206,1210
	SMTC-132	3.81 (.150)	2.54 (.10)	2.41 (.095)	Chip Box B EIA SOPM-3528
	SMTC-536 SMTC-036 SMTC-136	4.8 (.190)	4.06 (.16)	2.8 (.110)	Chip Box B EIA SOPM-4532
	SMTC-503 SMTC-003 SMTC-103	4.83 (.190)	1.91 (.075)	2.03 (.080)	Chip 1812

5 = 500 Series & 0 = 600 Series for temperature sensitive applications. 1 = 700 Series for most standard applications.
8 = 800 Series for Ceramic and high thermal demand applications.

SMTC REWORK CARTRIDGES

Compatible with: MX-500 and MX-5000 Systems, MX-RM3E and MX-H1-AV hand-pieces
All dimensions shown are in mm (inches)

TUNNEL



SMTC Rework Cartridges

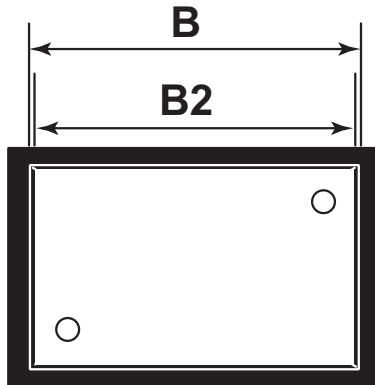
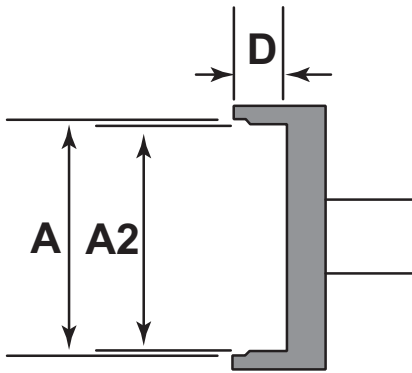
	A	A2	D	B	SMT TYPE
SMTC-004 SMTC-104	5.08 (.20)	5.08 (.20)	2.3 (.90)	4.32 (.17)	SOIC-8
SMTC-006 SMTC-106	5.08 (.20)	5.08 (.20)	2.3 (.90)	10.16 (.40)	SOIC-14,16
SMTC-0142 SMTC-1142	5.18 (.204)	5.18 (.204)	2.54 (.100)	8.89 (.350)	SOIC-14
SMTC-047 SMTC-147	8.51 (.335)	8.51 (.335)	5.08 (.200)	6.35 (.250)	DPAC
SMTC-126	8.64 (.340)	8.0 (.315)	1.88 (.074)	18.8 (.740)	SOJ-28, SOM-32
SMTC-007 SMTC-107	9.53 (.375)	9.53 (.375)	3.20 (.125)	18.3 (.720)	SOIC-28
SMTC-009 SMTC-109	9.53 (.375)	9.53 (.375)	3.18 (.125)	15.75 (.620)	SOIC-24
SMTC-010 SMTC-110	9.53 (.375)	9.53 (.375)	3.20 (.125)	13.20 (.520)	SOIC-20
SMTC-040 SMTC-140	11.43 (.450)	10.40 (.410)	1.90 (.075)	25.9 (1.02)	SOJ-40, SOM-32

5 = 500 Series & 0 = 600 Series for temperature sensitive applications. 1 = 700 Series for most standard applications.
8 = 800 Series for Ceramic and high thermal demand applications.

SMTC REWORK CARTRIDGES

Compatible with: MX-500 and MX-5000 Systems, MX-RM3E and MX-H1-AV hand-pieces
All dimensions shown are in mm (inches)

QUAD



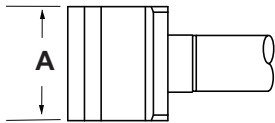
	A	A2	D	B	B2	SMT TYPE
SMTC-0121 SMTC-1121	8.38 (.330)	8.38 (.330)	2.54 (.100)	8.38 (.330)	8.38 (.330)	SQFP 48 (EIJA)
SMTC-0112 SMTC-1112	10.16 (.400)	9.14 (.360)	3.80 (.150)	10.16 (.400)	9.14 (.360)	PLCC 20
SMTC-0120 SMTC-1120	11.18 (.440)	11.18 (.440)	2.54 (.100)	11.18 (.440)	11.18 (.440)	SQFP 64 (EIJA)
SMTC-1159	12.19 (.480)	11.18 (.440)	2.79 (.110)	13.21 (.520)	12.19 (.480)	TQFP 44
SMTC-013 SMTC-113	12.70 (.500)	11.56 (.455)	3.80 (.150)	12.70 (.500)	11.56 (.455)	PLCC 28
SMTC-116	12.70 (.500)	11.43 (.450)	3.80 (.150)	15.24 (.600)	13.97 (.550)	PLCC 32
SMTC-1132	13.34 (.525)	12.32 (.485)	2.79 (.110)	13.34 (.525)	12.32 (.485)	TQFP 80
SMTC-0118 SMTC-1118	15.49 (.610)	14.48 (.570)	2.79 (.110)	15.49 (.610)	14.48 (.570)	VQFP 100 (EIJA)
SMTC-043 SMTC-143	16.51 (.650)	16.51 (.650)	3.30 (.130)	22.48 (.885)	22.48 (.885)	QFP 100 Rectangular
SMTC-014 SMTC-114	17.78 (.700)	16.76 (.660)	3.80 (.150)	17.78 (.700)	16.76 (.660)	PLCC 44
SMTC-117	20.32 (.800)	19.30 (.760)	3.80 (.150)	20.32 (.800)	19.30 (.760)	PLCC 52
SMTC-118	25.27 (.995)	19.30 (.760)	3.80 (.150)	25.27 (.995)	19.30 (.760)	PLCC 68
SMTC-144	26.42 (1.040)	26.42 (1.040)	3.30 (.130)	26.42 (1.040)	26.42 (1.040)	QFP 100 Square

5 = 500 Series & 0 = 600 Series for temperature sensitive applications. 1 = 700 Series for most standard applications.
8 = 800 Series for Ceramic and high thermal demand applications.

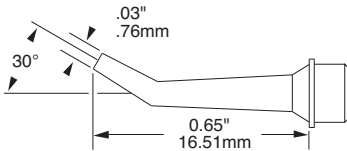
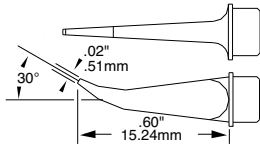
SMTC REWORK CARTRIDGES

Compatible with: MX-500 and MX-5000 Systems, MX-RM3E and MX-H1-AV hand-pieces

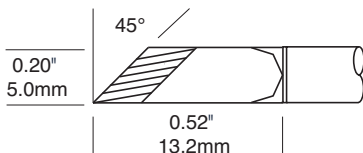
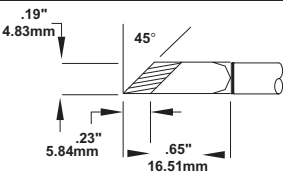
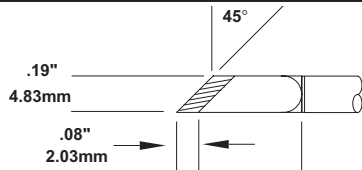
BLADE



HOOK & CONICAL



KNIFE



SMTC Rework Cartridges

		A	BLADE TYPE
BLADE	SMTC-064 SMTC-164	5mm (.20")	Short
	SMTC-560 SMTC-060 SMTC-160 SMTC-860	10mm (.40")	Long
	SMTC-561 SMTC-061 SMTC-161 SMTC-861	15.75mm (.62")	Long
	SMTC-562 SMTC-062 SMTC-162 SMTC-862	22mm (.86")	Long
HOOK & CONICAL	SMTC-5172 SMTC-0172 SMTC-1172 SMTC-8172		Hook Long 30° 0.5mm x 15.24mm (.02"x.06")
	SMTC-5171 SMTC-0171 SMTC-1171 SMTC-8171		Conical Bent 30° 0.76mm x 16.51mm (.03"x .65")
KNIFE	SMTC-5161 SMTC-0161 SMTC-1161		Knife 45° - Increased tinned Area Length 2.03mm (.08") 4.8mm x 16.51mm (.18"x .65")
	SMTC-5173 SMTC-1173 SMTC-8173		Knife 45° - Increased tinned Area Length 5.84mm (.23") 4.8mm x 16.51mm (.18"x .65")
	STTC-1173P STTC-8173P		Knife 45° 5.0mm x 13.2mm (.20" x .52")

HOOF

SMTC REWORK CARTRIDGES

Compatible with: MX-500 and MX-5000 Systems, MX-RM3E and MX-H1-AV hand-pieces

	<p>SMTC-5175 SMTC-0175 SMTC-1175 SMTC-8175</p>	<p>Micro Hoof 60° 0.89mm x 11.43mm (.035"x.45")</p>
	<p>SMTC-5174 SMTC-0174 SMTC-1174</p>	<p>Micro Hoof 60° Long Reach 1.14mm x 16.51mm (.045"x.65")</p>
	<p>SMTC-5167 SMTC-0167 SMTC-1167</p>	<p>Hoof 30° Long Reach 1.5mm x 16.51mm (.06"x.65")</p>
	<p>SMTC-5169 SMTC-0169 SMTC-1169</p>	<p>Hoof 60° Long Reach 2mm x 15.24mm (.08" x .60")</p>
	<p>SMTC-0183 SMTC-1183</p>	<p>Hoof Concave 30° Bent 2.5mm x 16.36mm (.01" x.64")</p>
	<p>SMTC-5170 SMTC-0170 SMTC-1170</p>	<p>Hoof 60° Long Reach 3mm x 15.24mm (.12" x.60")</p>
	<p>SMTC-5147 SMTC-0147 SMTC-1147 SMTC-8147</p>	<p>Hoof 60° Long Reach 3.3mm x 17.78mm (.13" x .70")</p>
	<p>SMTC-198</p>	<p>28 Pin SMT Connector</p>

SPECIALITY

5 = 500 Series and 0 = 600 Series for temperature sensitive applications - 1 = 700 Series for most standard applications.
8 = 800 Series for Ceramic and high thermal demand applications.

SMTC Rework Cartridges

CONICAL

PTTC TWEEZER CARTRIDGES

Compatible with: MX-5000 Systems and MX-PTZ Precision Tweezers hand-piece

BLADE

PTTC Tweezer Cartridges

	<p>PTTC-601 PTTC-701 PTTC-801</p>	<p>Conical 0.4mm x 19mm (.016" x .75")</p>
	<p>PTTC-701B PTTC-801B</p>	<p>Conical Bent 30° 0.4mm x 14.3mm (.016" x .56")</p>
	<p>PTTC-602 PTTC-702 PTTC-802</p>	<p>Blade, thickness 1mm (.04") 1.3mm x 16.5mm (.05" x .65")</p>
	<p>PTTC-603 PTTC-703 PTTC-803</p>	<p>Blade, thickness 1mm (.04") 2mm x 16.5mm (.08" x .65")</p>
	<p>PTTC-608B PTTC-708B PTTC-808B</p>	<p>Blade Bent 30° 3.5mm x 12.1mm (0.12" x .48")</p>
	<p>PTTC-604 PTTC-704 PTTC-804</p>	<p>Blade Bent 22°, thickness 0.7mm (.28") 6.35mm x 12.7mm (.25" x .50")</p>
	<p>PTTC-605 PTTC-705 PTTC-805</p>	<p>Blade Bent 22°, thickness 0.7mm (.28") 16mm x 12.7mm (.63" x .50")</p>
	<p>PTTC-606 PTTC-706 PTTC-806</p>	<p>Blade Bent 22°, thickness 0.7mm (.28") 20.5mm x 12.7mm (.80" x .50")</p>
	<p>PTTC-607 PTTC-707 PTTC-807</p>	<p>Blade Bent 22°, thickness 0.7mm (.28") 28mm x 12.7mm (1.1" x .50")</p>

6 = 600 Series for temperature sensitive applications. 1 = 700 Series for most standard applications.
8 = 800 Series for Ceramic and high thermal demand applications.

<p>TATC TALON CARTRIDGES</p>	<p>Compatible with: MX-500 Systems and MX-Talon hand-piece</p>	
	<p>TATC-609</p>	<p>Fine Point, thickness 0.35mm (.013") 0.5mm x 12.45mm (.02" x .49")</p>
	<p>TATC-601</p>	<p>Fine Point, thickness 1.2mm (.047") 0.5mm x 12.45mm (.02" x .49")</p>
	<p>TATC-608</p>	<p>Dual Side, angled Point 1.27mm (.05")</p>
	<p>TATC-602</p>	<p>Blade 6.35mm x 10.16mm (.25" x .40")</p>
	<p>TATC-605</p>	<p>Blade 10mm x 10.93mm (.394" x .43")</p>
	<p>TATC-603</p>	<p>Blade 15.75mm x 8.38mm (.62" x .33")</p>
	<p>TATC-604</p>	<p>Blade 20.57mm x 8.38mm (.81" x .33")</p>
	<p>TATC-606</p>	<p>Blade 27.94mm x 7.62mm (1.1" x .30")</p>

6 = 600 Series for temperature sensitive applications.

STDC DESOLDER CARTRIDGES

Compatible with: MX-500 and MX-5000 Systems, MX-DS1 Desoldering hand-piece
All dimensions shown are in mm (inches)

	A	B	C	TYPE	
	STDC-102 STDC-802	0.64 (.025)	1.40 (.055)	11.43 (.45)	Standard
	STDC-103 STDC-803	0.76 (.029)	1.68 (.066)	11.17 (.44)	Standard
	STDC-104 STDC-804	1.02 (.04)	1.78 (.07)	10.92 (.43)	Standard
<p>Standard</p>	STDC-105 STDC-805	1.27 (.05)	2.03 (.08)	10.66 (.42)	Standard
	STDC-106 STDC-806	1.52 (.06)	2.29 (.09)	10.41 (.41)	Standard
	STDC-707 STDC-807	2.41 (.09)	3.18 (.12)	9.14 (.36)	Standard
	STDC-703L STDC-803L	0.76 (.03)	1.68 (.06)	21.33 (.84)	Long Reach
<p>Long Reach</p>	STDC-704L STDC-804L	1.02 (.04)	1.79 (.07)	21.08 (.83)	Long Reach
	STDC-705L STDC-805L	1.27 (.05)	2.03 (.08)	20.82 (.82)	Long Reach

1 = 700 Series (standard length) and 7 = 700 Series (long reach) for most standard applications.
8 = 800 Series for Ceramic and high thermal demand applications.



Compatible with: Metcal SP200, OKi MFR-1160 Systems, Metcal SP-HC12 and OKi MFR-H6-SSC hand-pieces

CHISEL

SSC SOLDERING CARTRIDGES		
	<p>SSC-671A SSC-771A</p>	<p>Chisel 1.0mm x 9.1mm (.04" x .36")</p>
	<p>SSC-625A SSC-725A</p>	<p>Chisel 30° 1.0mm x 11mm (.04" x .43")</p>
	<p>SSC-638A SSC-738A</p>	<p>Chisel 30° 1.5mm x 10mm (.06" x .40")</p>
	<p>SSC-637A SSC-737A</p>	<p>Chisel 30° 1.78mm x 9.9mm (.07" x .40")</p>
	<p>SSC-672A SSC-772A</p>	<p>Chisel 1.78mm x 9.9mm (.07" x .39")</p>
	<p>SSC-642A SSC-742A</p>	<p>Long Reach Chisel 60° 1.78mm x 16mm (.07" x .63")</p>
	<p>SSC-670A SSC-770A</p>	<p>Long Reach Chisel 1.78mm x 16.5mm (.07" x .65")</p>
	<p>SSC-636A SSC-736A</p>	<p>Chisel 30° 2.5mm x 9.9mm (.10" x .39")</p>
	<p>SSC-613A SSC-713A</p>	<p>Chisel 90° 3.0mm x 7.6mm (.12" x .30")</p>
	<p>SSC-646A SSC-746A</p>	<p>Long Reach Chisel 3.0mm x 16.5mm (.12" x .65")</p>



Compatible with: Metcal SP200, OKi MFR-1160 Systems, Metcal SP-HC12 and OKi MFR-H6-SSC hand-pieces

CONICAL

SSC SOLDERING CARTRIDGES		
	<p>SSC-617A SSC-717A</p>	<p>Extra Large Chisel 5.3mm x 10mm (.21" x .40")</p>
	<p>SSC-690A SSC-790A</p>	<p>Long Reach Micro Fine Conical 0.25mm x 13.2mm (.01" x .52")</p>
	<p>SSC-645A SSC-745A</p>	<p>Conical Sharp Long Reach 0.4mm x 19mm (.016" x .75")</p>
	<p>SSC-622A SSC-722A</p>	<p>Conical Sharp 0.51mm x 11.4mm (.02" x .45")</p>
	<p>SSC-626A SSC-726A</p>	<p>Conical Sharp Bent 30° 0.51mm x 11.4mm (.02" x .45")</p>
	<p>SSC-654A SSC-754A</p>	<p>Conical Sharp Bent 30° Long Reach 0.5mm x 18.5mm (.02" x .73")</p>
	<p>SSC-601A SSC-701A</p>	<p>Conical Sharp 1.0mm x 15.2mm (.04" x .60")</p>
	<p>SSC-674A SSC-774A</p>	<p>Conical 1.4mm x 15mm (.055" x .590")</p>

6 = 600 Series for temperature sensitive applications - 7 = 700 Series for most standard applications.



Compatible with: Metcal SP200, OKi MFR-1160 Systems,
Metcal SP-HC12 and OKi MFR-H6-SSC hand-pieces

SSC SOLDERING CARTRIDGES

HOOF		<p>SSC-667A SSC-767A</p>	<p>Mini-Hoof 1.27mm x 17.8mm (.05" x .70")</p>
		<p>SSC-639A SSC-739A</p>	<p>Hoof 2.3mm x 17.8mm (.016" x .70")</p>
KNIFE		<p>SSC-661A SSC-761A</p>	<p>Knife 45° 4.5mm x 16.25mm (.18" x .64")</p>
		<p>SSC-673A SSC-773A</p>	<p>Knife 45° Increased tinned area 5.1mm x 16.25mm (.24" x .64")</p>
BEVEL		<p>SSC-647A SSC-747A</p>	<p>Bevel 60° 1.78mm x 14.2mm (.07" x .56")</p>

6 = 600 Series for temperature sensitive applications - 7 = 700 Series for most standard applications.



Compatible with: PS-900, MFR-1120, MFR-2220, MFR-2222 Systems, PS-HC3 and MFR-H2-ST hand-pieces, PS-CA3 and MFR-CA2 Coil Assemblies

CHISEL

SxV SOLDERING TIPS		
NEW		<p>SFV-CH10A STV-CH10A SCV-CH10A</p> <p>Chisel <i>Optimised for thermal performance</i> 1.0mm x 18.3mm (.04" x .719")</p>
OLD STYLE		<p>SFV-CH10AR STV-CH10AR SCV-CH10AR</p> <p>Chisel <i>Original Easy Access Geometry</i> 1.0mm x 13.7mm (.04" x .54")</p>
		<p>SFV-CH10 STV-CH10 SCV-CH10</p> <p>Chisel 1.0mm x 11mm (.04" x .43")</p>
NEW		<p>SFV-CH15A STV-CH15A SCV-CH15A</p> <p>Chisel <i>Optimised for thermal performance</i> 1.5mm x 11.3mm (.06" x .44")</p>
OLD STYLE		<p>SFV-CH15AR STV-CH15AR SCV-CH15AR</p> <p>Chisel <i>Original Easy Access Geometry</i> 1.5mm x 13.4mm (.06" x .528")</p>
		<p>SFV-CHB15 STV-CHB15 SCV-CHB15</p> <p>Chisel Bent 30° 1.5mm x 12.2mm (.06" x .48")</p>
		<p>SFV-CH18AR STV-CH18AR SCV-CH18AR</p> <p>Chisel <i>Original Easy Access Geometry</i> 1.8mm x 13.4mm (.07" x .528")</p>
		<p>SFV-CH20 STV-CH20 SCV-CH20</p> <p>Chisel 2.0mm x 11mm (.08" x .43")</p>
NEW		<p>SFV-CH24A STV-CH24A SCV-CH24A</p> <p>Chisel Long Reach <i>Optimised for thermal performance</i> 2.4mm x 18.3mm (.094" x .719")</p>
		<p>SFV-CH25AR STV-CH25AR SCV-CH25AR</p> <p>Chisel <i>Original Easy Access Geometry</i> 2.5mm x 13.4mm (.10" x .528")</p>

SxV Soldering Tips



Compatible with: PS-900, MFR-1120, MFR-2220, MFR-2222 Systems, PS-HC3 and MFR-H2-ST hand-pieces, PS-CA3 and MFR-CA2 Coil Assemblies

CHISEL	SxV SOLDERING TIPS			
		SFV-CH25 STV-CH25 SCV-CH25	Chisel 2.5mm x 11mm (.10" x .43")	
		SFV-CH30AR STV-CH30AR SCV-CH30AR	Chisel <i>Original Easy Access Geometry</i> 3.0mm x 13.4mm (.12" x .528")	
	NEW		SFV-CH50A STV-CH50A SCV-CH50A	Chisel <i>Optimised for thermal performance</i> 5.0mm x 11.3mm (.20" x .44")
	OLD STYLE		SFV-CH50AR STV-CH50AR SCV-CH50AR	Chisel <i>Original Easy Access Geometry</i> 5.0mm x 11.7mm (.197" x .461")
		SFV-CH50 STV-CH50 SCV-CH50	Chisel 5.0mm x 10mm (.20" x .4")	
CONICAL	OLD STYLE		SFV-CNL03AR STV-CNL03AR SCV-CNL03AR	Conical Long Reach <i>Original Easy Access Geometry</i> 0.3mm x 18.4mm (.01" x .724")
	NEW		SFV-CNB04A STV-CNB04A SCV-CNB04A	Conical Bent Long Reach <i>Optimised for thermal performance</i> 0.4mm x 15.5mm (.016" x .61")
	NEW		SFV-CN05A STV-CN05A SCV-CN05A	Conical Long Reach <i>Optimised for thermal performance</i> 0.4mm x 18.2mm (.016" x .72")
	OLD STYLE		SFV-CNB04AR STV-CNB04AR SCV-CNB04AR	Conical Bent <i>Original Easy Access Geometry</i> 0.4mm x 19.6mm (.016" x .77")
			SFV-CNL04 STV-CNL04 SCV-CNL04	Conical 0.4mm x 13.6mm (.016" x .53")

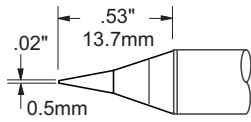


Compatible with: PS-900, MFR-1120, MFR-2220, MFR-2222 Systems, PS-HC3 and MFR-H2-ST hand-pieces, PS-CA3 and MFR-CA2 Coil Assemblies

CONICAL

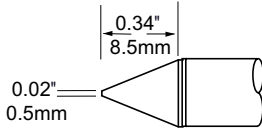
SxV SOLDERING TIPS

OLD STYLE



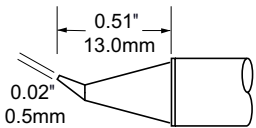
SFV-CN05AR
STV-CN05AR
SCV-CN05AR

Conical
Original Easy Access Geometry
0.5mm x 13.7mm (.02" x .53")



SFV-CN05
STV-CN05
SCV-CN05

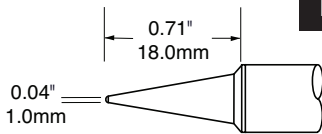
Conical
0.5mm x 8.5mm (.02" x .34")



SFV-CNB05
STV-CNB05
SCV-CNB05

Conical Bent
0.5mm x 13mm (.02" x .51")

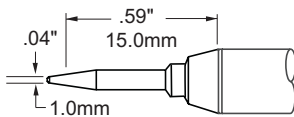
NEW



SFV-CNL10A
STV-CNL10A
SCV-CNL10A

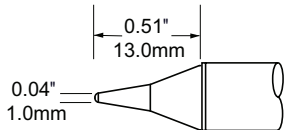
Conical Long Reach
Optimised for thermal performance
1.0mm x 18mm (.04" x .71")

OLD STYLE



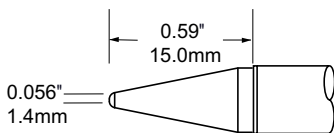
SFV-CNL10AR
STV-CNL10AR
SCV-CNL10AR

Conical Long Reach
Original Easy Access Geometry
1.0mm x 13.7mm (.04" x .54")



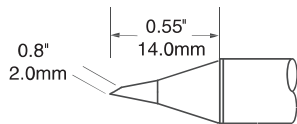
SFV-CNL10
STV-CNL10
SCV-CNL10

Conical Long Reach
1.0mm x 13mm (.04" x .51")



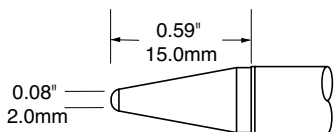
SFV-CNL14
STV-CNL14
SCV-CNL14

Conical Long Reach
1.4mm x 15mm (.056" x .59")



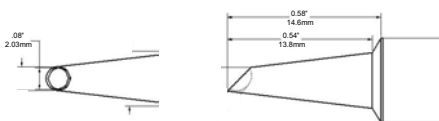
SFV-DRH20
STV-DRH20
SCV-DRH20

Conical Bevel
2.0mm x 14mm (.08" x .55")



SFV-CNL20
STV-CNL20
SCV-CNL20

Conical Long Reach
2.0mm x 14mm (.08" x .59")



SFV-WV20
STV-WV20
SCV-WV20

Conical Wave Hoof 45°
2.0mm x 13.8mm (.08" x .54")

SxV Soldering Tips

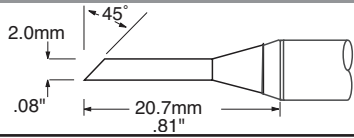


Compatible with: PS-900, MFR-1120, MFR-2220, MFR-2222 Systems, PS-HC3 and MFR-H2-ST hand-pieces, PS-CA3 and MFR-CA2 Coil Assemblies

HOOF

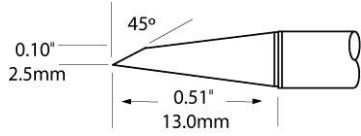
SxV SOLDERING TIPS

OLD STYLE



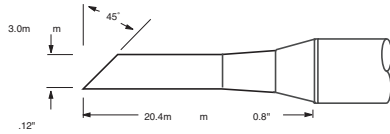
SFV-DRH420AR
STV-DRH420AR
SCV-DRH420AR

Hoof 45° Long Reach
Original Easy Access Geometry
2.0mm x 20.7mm (.08" x .81")



SFV-DRH20CP
STV-DRH20CP
SCV-DRH20CP

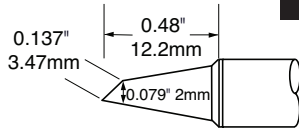
Hoof 45°
CP = Chrome Plating, face only
2.5mm x 13mm (.10" x .51")



SFV-DRH430AR
STV-DRH430AR
SCV-DRH430AR

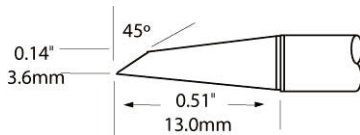
Hoof 45° Long Reach
Original Easy Access Geometry
3mm x 20.4mm (.12" x .8")

NEW



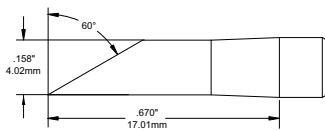
SFV-DRH420A
STV-DRH420A
SCV-DRH420A

Hoof
Optimised for thermal performance
3.47mm x 12.2mm (.137" x .48")



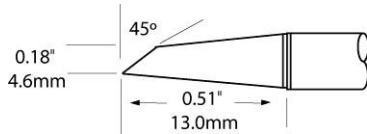
SFV-DRH30CP
STV-DRH30CP
SCV-DRH30CP

Hoof 45°
CP = Chrome Plating, face only
3.6mm x 13mm (.14" x .51")



SFV-DRH640AR
STV-DRH640AR
SCV-DRH640AR

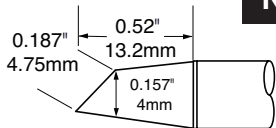
Hoof 60° Long Reach
Original Easy Access Geometry
4mm x 17mm (.15" x .67")



SFV-DRH40CP
STV-DRH40CP
SCV-DRH40CP

Hoof 45°
CP = Chrome Plating, face only
4.6mm x 13mm (.18" x .51")

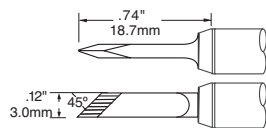
NEW



SFV-DRH440A
STV-DRH440A
SCV-DRH440A

Hoof
Optimised for thermal performance
4.75mm x 13.2mm (.187" x .52")

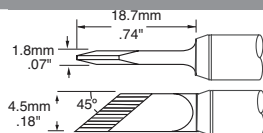
KNIFE



SFV-DRK30AR
STV-DRK30AR
SCV-DRK30AR

Knife 45° Long Reach
Original Easy Access Geometry
3mm x 18.7mm (.12" x .74")

OLD STYLE



SFV-DRK45AR
STV-DRK45AR
SCV-DRK45AR

Knife 45° Long Reach
Original Easy Access Geometry
4.5mm x 18.7mm (.18" x .74")



Compatible with: PS-900, MFR-1120, MFR-2220, MFR-2222 Systems, PS-HC3 and MFR-H2-ST hand-pieces, PS-CA3 and MFR-CA2 Coil Assemblies

KNIFE	SxV SOLDERING TIPS	
		<p>NEW</p> <p>SFV-DRK45A STV-DRK45A SCV-DRK45A</p> <p>Knife 45° <i>Optimised for thermal performance</i> 5.0mm x 15.1mm (.20" x .60")</p>
		<p>SFV-DRK50 STV-DRK50 SCV-DRK50</p> <p>Knife 45° 5.0mm x 14mm (.20" x .55")</p>

F = FR4 / Fiber Glass, for most standard applications T = Temperature Sensitive C = Ceramic for high thermal demand applications.

CxV BLADE TIPS	Compatible with: PS-900, MFR-1120, MFR-2220, MFR-2222 Systems, PS-HC3 and MFR-H2-ST hand-pieces, PS-CA3 and MFR-CA2 Coil Assemblies	A
	CFV-BL100 CTV-BL100 CCV-BL100	10mm (.40")
	CFV-BL250 CTV-BL250 CCV-BL250	25mm (1")
	CFV-BL350 CTV-BL350 CCV-BL350	35mm (1.4")
	CFV-BL400 CTV-BL400 CCV-BL400	40mm (1.6")
	CFV-BL500 CTV-BL500 CCV-BL500	50mm (2")

F = FR4 / Fiber Glass, for most standard applications T = Temperature Sensitive C = Ceramic for high thermal demand applications.

PHT SOLDERING TIPS	Compatible with: PS-800, PS-800E and PS-900 Systems and PS-CA1 Coil Assembly	
CHISEL		<p>PHT-750315 PHT-650315</p> <p>Chisel Fine 30° 1.0mm x 10mm (.04" x .394")</p>
		<p>PHT-750325 PHT-650325</p> <p>Chisel 60° 1.5mm x 10mm (.06" x .394")</p>
		<p>PHT-750326 PHT-650326</p> <p>Chisel Fine Bent 30° 1.5mm x 12mm (.06" x .472")</p>
		<p>PHT-750335 PHT-650335</p> <p>Chisel 30° 1.78mm x 10mm (.07" x .394")</p>

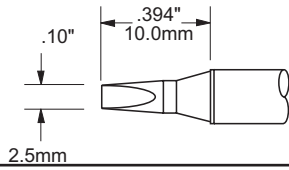
75 = 750 Series for most standard applications - 65 = 650 Series for temperature sensitive applications



PHT SOLDERING TIPS

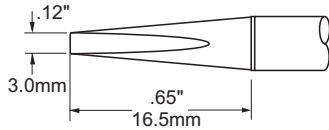
Compatible with: PS-800, PS-800E and PS-900 Systems and PS-CA1 Coil Assembly

CHISEL



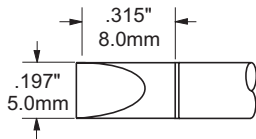
PHT-751355
PHT-651355

Chisel 30°
2.5mm x 10mm (.10" x .394")



PHT-751367
PHT-651367

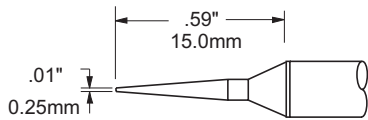
Chisel 30° Long Reach
3.0mm x 16.5mm (.12" x .65")



PHT-751384
PHT-651384

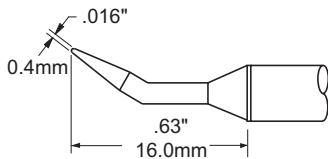
Chisel 30°
3.0mm x 8mm (.12" x .315")

CONICAL



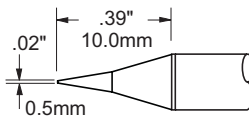
PHT-752017
PHT-652017

Conical Fine Long Reach
0.25mm x 15mm (.01" x .59")



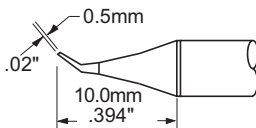
PHT-752327
PHT-652327

Conical Fine Bent
Long Reach
0.4mm x 16mm (.016" x .63")



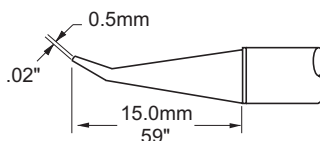
PHT-752035
PHT-652035

Conical Fine
0.5mm x 10mm (.02" x .39")



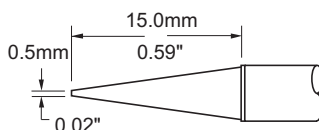
PHT-752335
PHT-652335

Conical Fine 30°
0.5mm x 10mm (.02" x .394")



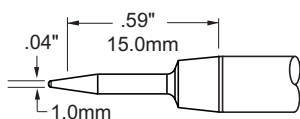
PHT-752337
PHT-652337

Conical Fine Bent 30°
Long Reach
0.5mm x 15mm (.02" x .59")



PHT-753035
PHT-653035

Conical 30°
Long Reach
0.5mm x 15mm (.02" x .59")



PHT-752057
PHT-652057

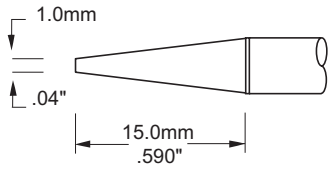
Conical Fine
Long Reach
1.0mm x 15mm (.04" x .59")



PHT SOLDERING TIPS

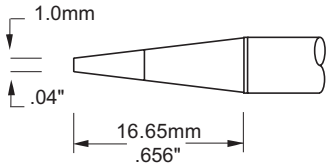
Compatible with: PS-800, PS-800E and PS-900 Systems and PS-CA1 Coil Assembly

CONICAL



PHT-753067
PHT-653067

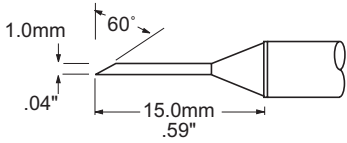
Conical Long Reach
1.0mm x 15mm (.04" x .59")



PHT-753077
PHT-653077

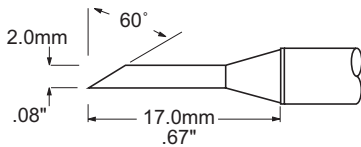
Conical Long Reach
1.0mm x 16.6mm (.04" x .656")

HOOF



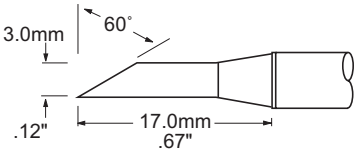
PHT-754627
PHT-654627

Mini Hoof 60°
1.0mm x 15mm (.04" x .59")



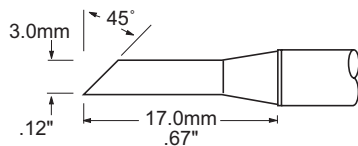
PHT-754667
PHT-654667

Hoof 60°
2.0mm x 17mm (.08" x .67")



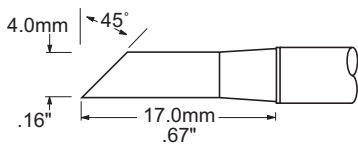
PHT-754687
PHT-654687

Hoof 60°
3.0mm x 17mm (.12" x .67")



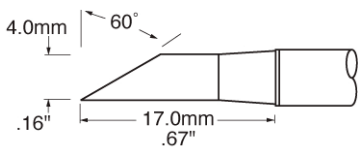
PHT-754487F
PHT-654487F

Hoof 45°
F = Face Only
3.0mm x 17mm (.12" x .67")



PHT-654497

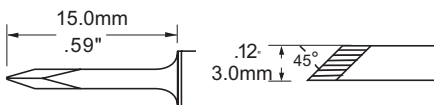
Hoof 45°
4.00mm x 17mm (.16" x .67")



PHT-654697

Hoof 60°
4.00mm x 17mm (.16" x .67")

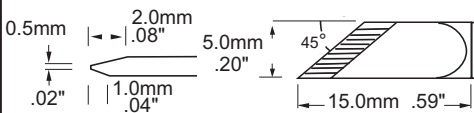
KNIFE



PHT-755437
PHT-655437

Knife 45°
4.5mm x 15mm (.18" x .59")

PHT Soldering Tips



PHT-755477
PHT-655477

Knife 45°
5.0mm x 15mm (.20" x .59")



CHISEL

SxP SOLDERING & REWORK CARTRIDGES		Compatible with: MFR-1110, MFR-1161, MFR-2211, MFR-2241 Systems and MFR-H1-SC hand-piece	
	<p>SFP-CH10 STP-CH10 SCP-CH10</p>	<p>Chisel 30° 1.0mm x 9.2mm (.04" x .36")</p>	
	<p>SFP-CH15 STP-CH15 SCP-CH15</p>	<p>Chisel 30° 1.5mm x 10mm (.06" x .39")</p>	
	<p>SFP-CHB15 STP-CHB15 SCP-CHB15</p>	<p>Chisel 30° Bent 1.5mm x 12.04mm (.06" x .474")</p>	
	<p>SFP-CH20 STP-CH20 SCP-CH20</p>	<p>Chisel 30° 2.0mm x 10mm (.08" x .4")</p>	
	<p>SFP-CHL20 STP-CHL20 SCP-CHL20</p>	<p>Chisel 60° Long Reach 2.0mm x 16.04mm (.08" x .632")</p>	
	<p>SFP-CH25 STP-CH25 SCP-CH25</p>	<p>Chisel 30° 2.5mm x 10mm (.10" x .39")</p>	
	<p>SFP-CH30 STP-CH30 SCP-CH30</p>	<p>Chisel 30° 3.0mm x 11mm (.12" x .43")</p>	
	<p>SFP-CH35 STP-CH35 SCP-CH35</p>	<p>Chisel 30° 3.5mm x 11mm (.12" x .43")</p>	
	<p>SFP-CH50 STP-CH50 SCP-CH50</p>	<p>Chisel 30° 5.0mm x 7.6mm (.20" x .3")</p>	

F = FR4 / Fiber Glass, for most standard applications T = Temperature Sensitive C = Ceramic for high thermal demand applications

SxP Soldering and Rework Cartridges



Compatible with: MFR-1110, MFR-1161, MFR-2211, MFR-2241 Systems and MFR-H1-SC hand-piece

CONICAL	SxP SOLDERING & REWORK CARTRIDGES	
		<p>SFP-CN04 STP-CN04 SCP-CN04</p> <p>Conical 0.4mm x 8.6mm (.016" x .34")</p>
		<p>SFP-CNB04 STP-CNB04 SCP-CNB04</p> <p>Conical Bent 0.4mm x 15.21mm (.016" x .6")</p>
		<p>SFP-CNL04 STP-CNL04 SCP-CNL04</p> <p>Conical Long Reach 0.4mm x 14.9mm (.016" x .59")</p>
		<p>SFP-CN05 STP-CN05 SCP-CN05</p> <p>Conical 0.5mm x 4.95mm (.02" x .20")</p>
		<p>SFP-CNB05 STP-CNB05 SCP-CNB05</p> <p>Conical Bent Long Reach 0.5mm x 14.7mm (.02" x .58")</p>
		<p>SFP-CNL06 SCP-CNL06</p> <p>Conical Long Reach 0.6mm x 14.9mm (.023" x .59")</p>
BEVEL		<p>SFP-BLV10 STP-BLV10 SCP-BLV10</p> <p>Bevel 60° 1.0mm x 14.22mm (.04" x .56")</p>

F = FR4 / Fiber Glass, for most standard applications T = Temperature Sensitive C = Ceramic for high thermal demand applications



**SxP SOLDERING & REWORK
CARTRIDGES**

Compatible with: MFR-1110, MFR-1161, MFR-2211, MFR-2241 Systems and MFR-H1-SC hand-piece

HOOF		<p>SFP-DRH05 STP-DRH05 SCP-DRH05</p>	<p>Hoof 0.5mm x 15.21mm (.02" x .6")</p>
		<p>SFP-DRH610 STP-DRH610 SCP-DRH610</p>	<p>Hoof 1.0mm x 11.6mm (.04" x .45")</p>
		<p>SFP-DRH15 STP-DRH15 SCP-DRH15</p>	<p>Hoof 15° 1.5mm x 16.5mm (.06" x .65")</p>
		<p>SFP-DRH615 STP-DRH615 SCP-DRH615</p>	<p>Hoof 60° 1.5mm x 11.6mm (.06" x .46")</p>
		<p>SFP-DRH35 STP-DRH35 SCP-DRH35</p>	<p>Hoof Long Reach 3.5mm x 17.78mm (.14" x .7")</p>
KNIFE		<p>SFP-DRK50 STP-DRK50 SCP-DRK50</p>	<p>Knife 5.0mm x 16mm (.20" x .63")</p>

F = FR4 / Fiber Glass, for most standard applications T = Temperature Sensitive C = Ceramic for high thermal demand applications

RxP REWORK CARTRIDGES

Compatible with: MFR-1110, MFR-1161, MFR-2211, MFR-2241 Systems and MFR-H1-SC hand-piece
All dimensions shown are in mm (inches)

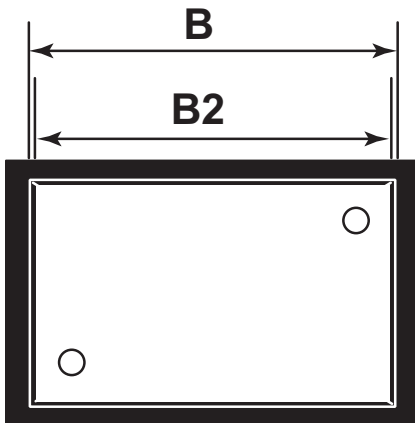
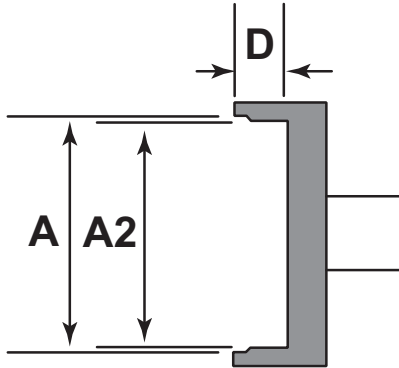
		A	B	D	SMT TYPE	
BLADE		RFP-BL1 RCP-BL1	10 (0.41)	-	-	-
		RFP-BL2 RCP-BL2	15.6 (0.62)	-	-	-
		RFP-BL3 RCP-BL2	22.1 (0.87)	-	-	-
TUNNEL		RFP-DL1 RCP-DL1	5.18 (0.204)	4.32 (0.17)	3.22 (0.127)	Tunnel SOIC-8
		RFP-DL2 RCP-DL2	5.18 (0.204)	4.32 (0.17)	2.29 (.09)	Tunnel SOIC-14-16
		RFP-DL3 RCP-DL3	6.86 (.270)	11.15 (0.44)	2.29 (.09)	Tunnel SOMC-16
SLOT		RFP-SL1 RCP-SL1	2.34 (.092)	1.37 (.054)	1.78 (.07)	0805 Chip Package
		RFP-SL2 RCP-SL2	3.48 (.137)	1.63 (.064)	1.78 (.07)	0805 Chip Package

F = FR4 / Fiber Glass, for most standard applications C = Ceramic for high thermal demand applications.

RxP REWORK CARTRIDGES

Compatible with: MFR-1110, MFR-1161, MFR-2211, MFR-2241 Systems and MFR-H1-SC hand-piece
All dimensions shown are in mm (inches)

QUAD






	A	A2	D	B	B2	SMT TYPE
RFP-QD4 RCP-QD4	12.70 (.500)	11.43 (.450)	3.81 (.150)	15.24 (.600)	13.97 (.550)	PLCC 32
RFP-QD6 RCP-QD6	17.78 (.700)	16.76 (.660)	3.81 (.150)	17.78 (.700)	16.76 (.660)	PLCC 44
RFP-QD7 RCP-QD7	25.27 (.995)	24.38 (.960)	5.59 (.220)	25.27 (.995)	24.38 (.960)	PLCC 68
RFP-QD10 RCP-QD10	20.32 (.800)	19.30 (.760)	3.81 (.150)	20.32 (.800)	19.30 (.760)	PLCC 52
RFP-QD15 RCP-QD15	13.34 (.525)	12.32 (.485)	2.79 (.110)	13.34 (.525)	12.32 (.485)	TQFP 80
RFP-QD19 RCP-QD19	16.13 (.635)	16.13 (.635)	3.30 (.130)	16.13 (.635)	16.13 (.635)	QFP 44
RFP-QD20 RCP-QD20	16.51 (.650)	16.51 (.650)	3.30 (.130)	22.48 (.885)	22.48 (.885)	QFP 100

F = FR4 / Fiber Glass, for most standard applications C = Ceramic for high thermal demand applications.

TxP Tweezer Cartridges		Compatible with: MFR-1140, MFR-2240, MFR2241 Systems and MFR-H4-TW hand-piece	
BLADE		<p>TFP-BLP1 TTP-BLP1 TCP-BLP1</p>	<p>1.0mm x 14mm (.04" x .55")</p>
		<p>TFP-BLP2 TTP-BLP2 TCP-BLP2</p>	<p>2.0mm x 14mm (.08" x .55")</p>
		<p>TFP-CNP1 TTP-CNP1 TCP-CNP1</p>	<p>Conical 0.4mm x 19.1mm (.015" x .75")</p>
HEAVY DUTY			<p>A</p>
		<p>TFP-BLH40 TTP-BLH40 TCP-BLH40</p>	<p>6.35mm (.25")</p>
		<p>TFP-BLH50 TTP-BLH50 TCP-BLH50</p>	<p>16mm (.62")</p>
		<p>TFP-BLH60 TTP-BLH60 TCP-BLH60</p>	<p>20.5mm (.81")</p>
		<p>TFP-BLH70 TTP-BLH70 TCP-BLH70</p>	<p>28mm (1.1")</p>

F = FR4 / Fiber Glass, for most standard applications T = Temperature Sensitive C = Ceramic for high thermal demand applications.

DxP DESOLDERING TIPS		Compatible with: MFR-DSX, MFR-DSI, MFR-SDX, MFR-SDI Systems and MFR-HDS hand-piece All dimensions shown are in mm (inches)			
  <p>Standard</p>  <p>Long Reach</p>		A	B	TYPE	
		DFP-CN2 DCP-CN2	0.67 (.026)	1.80 (.070)	Standard
		DFP-CN3 DCP-CN3	0.79 (.031)	2.05 (.080)	Standard
		DFP-CN4 DCP-CN4	1.05 (.041)	2.30 (.090)	Standard
		DFP-CN5 DCP-CN5	1.31 (.052)	2.65 (.104)	Standard
		DFP-CN6 DCP-CN6	1.55 (.061)	2.85 (.112)	Standard
		DFP-CN7 DCP-CN7	2.44 (.096)	3.65 (.143)	Standard
		DFP-CNL3 DCP-CNL3	0.79 (.031)	2.05 (.080)	Long Reach
		DFP-CNL4 DCP-CNL4	1.05 (.041)	2.30 (.090)	Long Reach
		DFP-CNL5 DCP-CNL5	1.31 (.052)	2.65 (.104)	Long Reach

F = FR4 / Fiber Glass, for most standard applications C = Ceramic for high thermal demand applications

What is SmartHeat® Technology?

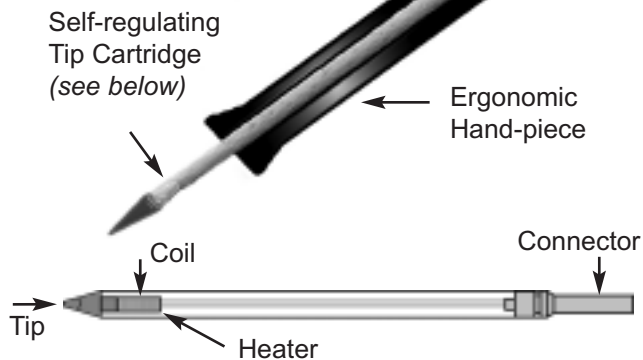
SmartHeat® Technology is unique in that it senses the specific thermal demand directly at the solder pad and delivers the precise quantity and flow of thermal energy during both flux activation and inter-metallic bonding phases without any adjustment and calibration. SmartHeat® is radically different and provides users the only fully safe and thermally effective soldering lead free solution.

Conventional technology senses and responds to the tip temperature and not the thermal energy demand of the solder joint and users are required to calibrate their systems regularly. In today's lead free environment, the conventional technology is thermally inefficient to produce good quality solder joints consistently and leaves process control in the hands of the individual operators.

Good quality joints are a result of precise quantity and flow of thermal energy and not tip temperature. Fixed temperature cartridges and tips offer users a fully safe and thermally effective solution to their lead free soldering needs as well as complete process control. Furthermore, fixed temperature cartridges and tips can offer better tip life because they can operate at a lower temperature than conventional technology. Please speak to our representatives on proper tip selection for your soldering applications.

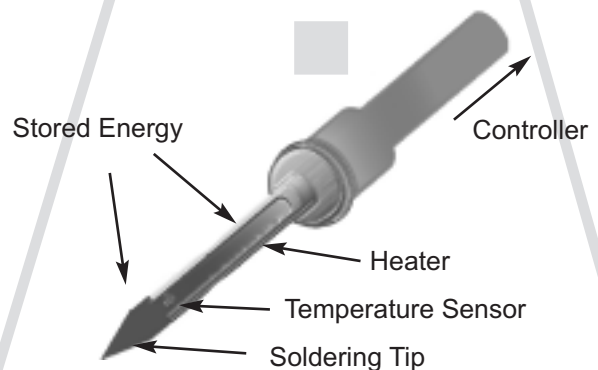
SmartHeat® Soldering Technology = Variable Power / Fixed Temperature

- ▶ SmartHeat® tips and cartridges sense the load and instantly deliver the right amount of heat directly to the solder joint.
- ▶ The required solder joint temperature drives the heating process, as opposed to the idle tip temperature setting (as in a conventional iron).
- ▶ Operates at lower safer temperatures. Power is delivered in proportion to the load. SmartHeat® technology eliminates overshoot.
- ▶ No calibration required - saves money and eliminates system down-time.





Conventional Soldering Technology = Fixed Power / Variable Temperature

- ▶ Conventional soldering irons are fixed power systems that store energy in the tip, they don't adjust power in response to thermal demand.
- ▶ The temperature needs to be manually set and adjusted to vary the amount of thermal energy applied, the operator can vary the process.
- ▶ The tip cools as it heats the joint and the heater reheats the tip, often overshooting the set temperature.
- ▶ Conventional soldering systems require calibration.
- ▶ The actual tip temperature can vary widely from set point, slowing the process and causing thermal damage and poor solder joint quality.



Maximum Tip Temperature for Smartheat® Soldering Cartridges and Tips

Serie	Part Number	Application	Max tip temperature
			
500	STTC-5xx, SMTC-5xxx, SSC-5xx	Temperature Sensitive	575°F/302°C
600	STTC-0xx, PTTC-6xx, UFTC-6xxxx, SMTC-0xxx, TATC-6xx, SSC-6xx	Temperature Sensitive	675°F/357°C
700	STTC-1xx, PTTC-7xx, UFTC-7xxxx, SMTC-1xxx, STDC-1xx, STDC-7xx, SSC-7xx	FR4/Glass Fiber	775°F/412°C
			
650	PHT-65xxxx	Temperature Sensitive	680°F/360°C
750	PHT-75xxxx	FR4/Glass Fiber	780°F/416°C
T	STP-xxxx, STV-xxxx, TTP-xxx	Temperature Sensitive	690°F/365°C
F	SFP-xxxx, SFV-xxxx, RFP-xxx, TFP-xxx, DFP-xxx	FR4/Glass Fiber	790°F/421°C
C	SCP-xxxx, SCV-xxxx, RCP-xxx, TCP-xxx, DCP-xxx	Ceramic	860°F/460°C

okinternational

Company Locations

OK International - USA
12151 Monarch Street
Garden Grove, CA 92841
Tel: 1-714-799-9910
Fax: 1-714-799-9533
northamerica@okinternational.com

OK International Ltd. - UK
Eagle Close, Chandlers Ford
Hampshire, SO53 4NF
Tel: +44 (0) 23 8048 9100
Fax: +44 (0) 23 8048 9109
europe@okinternational.com

OK International - China
4 Floor West, 1st Building,
Tingwe Industrial Park,
6 Liufang Road
Baocheng 67 th Area, Baofan District
Shenzhen, Guangdong, 518101, PRC
TEL: +86-755-2759-9247
china@okinternational.com

Sales Support
Germany
Tel: +49 (0)6101 522 7470
Fax: +49 (0)6101 522 7479
d-info@okinternational.com

France
Tel: +33 (0)1 76 71 04 03
Fax: +33 (0)1 70 71 21 50
fr-info@okinternational.com

Japan
Sales: +81-198-22-7928
Service: +81-03-4520-9629
Fax: +81-03-6745-1439

India
Tel: +91-9821852474
drane@okinternational.com

Singapore
Tel: +65 9798 4443
ryip@okinternational.com

OK International Official Distributors
www.okinternational.com/wtb

Web Store
www.okinternational.com/store

Watch our product videos
www.okinternational.com/video

www.okinternational.com/oki - www.metcal.com

X-ON Electronics

Largest Supplier of Electrical and Electronic Components

Click to view similar products for [Soldering Irons](#) category:

Click to view products by [Metcal](#) manufacturer:

Other Similar products are found below :

[0052918099](#) [918100-TE](#) [PTTC-802](#) [SFV-DRK30AR](#) [SMTC-0167](#) [SMTC-1121](#) [SMTC-1169-PK](#) [SMTC-588](#) [SMTC-8170](#) [AC-CK1](#) [AC-CK2](#) [SSC-625A](#) [SSC-626A](#) [SSC-726A](#) [SSC-774A](#) [FG-BVX](#) [STV-CH24A](#) [PHT-753077](#) [PTK7-B](#) [RTW3MS](#) [SCP-CH25](#) [SMTC-101](#) [SMTC-113](#) [SMTC-160-PK](#) [SMTC-1BL250](#) [SSC-645A](#) [SSC-671A](#) [SSC-713A](#) [SSC-742A](#) [SSC-745A](#) [SSC-746A](#) [SSC-770A](#) [SSC-772A](#) [STTC-120](#) [STTC-513](#) [STTC-545](#) [STTC-547](#) [TATC-609](#) [T0054487399](#) [T0054474199](#) [T0054442699](#) [T0054440899](#) [SMTC-004](#) [T0054441099](#) [T0054440699](#) [T0054440499](#) [PTTC-801B](#) [RPS-1](#) [SMTC-0124](#) [SMTC-006](#)