



COMPLEMENTARY SILICON POWER TRANSISTORS

...designed for use in general-purpose amplifier and switching applications

FEATURES:

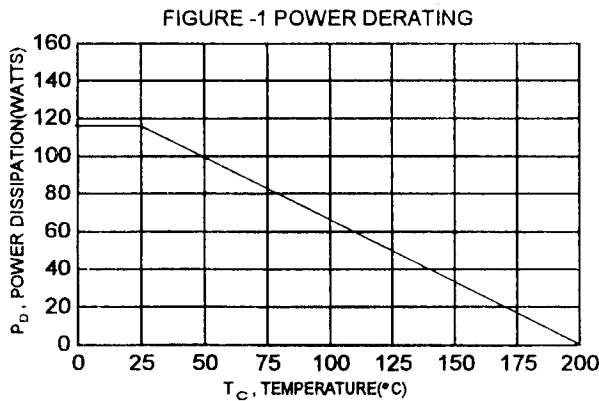
- * Power Dissipation - $P_D = 115W @ T_C = 25^\circ C$
- * DC Current Gain $h_{FE} = 20 \sim 70 @ I_C = 4.0 A$
- * $V_{CE(sat)} = 1.1 V (Max.) @ I_C = 4.0 A, I_B = 400 mA$

MAXIMUM RATINGS

Characteristic	Symbol	Rating	Unit
Collector-Emitter Voltage	V_{CEO}	60	V
Collector-Emitter Voltage	V_{CER}	70	V
Collector-Base Voltage	V_{CBO}	100	V
Emitter-Base Voltage	V_{EBO}	7.0	V
Collector Current-Continuous	I_C	15	A
Base Current	I_B	7.0	A
Total Power Dissipation @ $T_C = 25^\circ C$ Derate above $25^\circ C$	P_D	115 0.657	W W/ $^\circ C$
Operating and Storage Junction Temperature Range	T_J, T_{STG}	- 65 to +200	$^\circ C$


THERMAL CHARACTERISTICS

Characteristic	Symbol	Max	Unit
Thermal Resistance Junction to Case	$R_{\theta jc}$	1.52	$^\circ C/W$

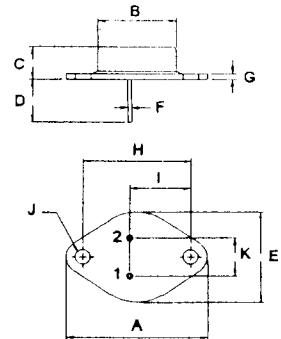


NPN **PNP**
2N3055 **MJ2955**

**15 AMPERE
COMPLEMENTARY SILICON
POWER TRANSISTORS
60 VOLTS
115 WATTS**



TO-3



PIN 1.BASE
2.EMITTER
COLLECTOR(CASE)

DIM	MILLIMETERS	
	MIN	MAX
A	38.75	39.96
B	19.28	22.23
C	7.96	9.28
D	11.18	12.19
E	25.20	26.67
F	0.92	1.09
G	1.38	1.62
H	29.90	30.40
I	16.64	17.30
J	3.88	4.36
K	10.67	11.18

ELECTRICAL CHARACTERISTICS ($T_C = 25^\circ\text{C}$ unless otherwise noted)

Characteristic	Symbol	Min	Max	Unit
----------------	--------	-----	-----	------

OFF CHARACTERISTICS

Collector - Emitter Sustaining Voltage (1) ($I_C = 200\text{ mA}$, $I_B = 0$)	$V_{CEO(SUS)}$	60		V
Collector-Emitter Sustaining Voltage (1) ($I_C = 200\text{ mA}$, $R_{BE} = 100\text{ Ohms}$)	$V_{CER(SUS)}$	70		V
Collector Cutoff Current ($V_{CE} = 30\text{ V}$, $I_B = 0$)	I_{CEO}		0.7	mA
Collector Cutoff Current ($V_{CE} = 100\text{ V}$, $V_{BE(on)} = 1.5\text{ V}$) ($V_{CE} = 100\text{ V}$, $V_{BE(on)} = 1.5\text{ V}$, $T_C = 150^\circ\text{C}$)	I_{CEX}		1.0 5.0	mA
Emitter Cutoff Current ($V_{EB} = 7.0\text{ V}$, $I_C = 0$)	I_{EBO}		5.0	mA

ON CHARACTERISTICS (1)

DC Current Gain ($I_C = 4.0\text{ A}$, $V_{CE} = 4.0\text{ V}$) ($I_C = 10\text{ A}$, $V_{CE} = 4.0\text{ V}$)	hFE	20 5.0	70	
Collector - Emitter Saturation Voltage ($I_C = 4.0\text{ A}$, $I_B = 0.4\text{ A}$) ($I_C = 10\text{ A}$, $I_B = 3.3\text{ A}$)	$V_{CE(sat)}$		1.1 3.0	V
Base - Emitter On Voltage ($I_C = 4.0\text{ A}$, $V_{CE} = 4.0\text{ V}$)	$V_{BE(on)}$		1.5	V

DYNAMIC CHARACTERISTICS

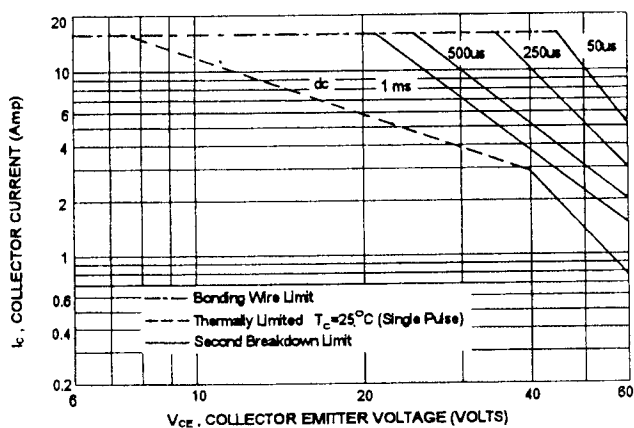
Current Gain - Bandwidth Product (2) ($I_C = 500\text{ mA}$, $V_{CE} = 10\text{ V}$, $f = 1.0\text{ MHz}$)	f_T	2.5		MHz
Small-Signal Current Gain ($I_C = 1.0\text{ A}$, $V_{CE} = 4.0\text{ V}$, $f = 1\text{ KHz}$)	h_{fe}	15	120	

(1) Pulse Test: Pulse width $\approx 300\ \mu\text{s}$, Duty Cycle $\leq 2.0\%$

(2) $f_T = |h_{fe}| \cdot f_{test}$

2N3055, MJ2955

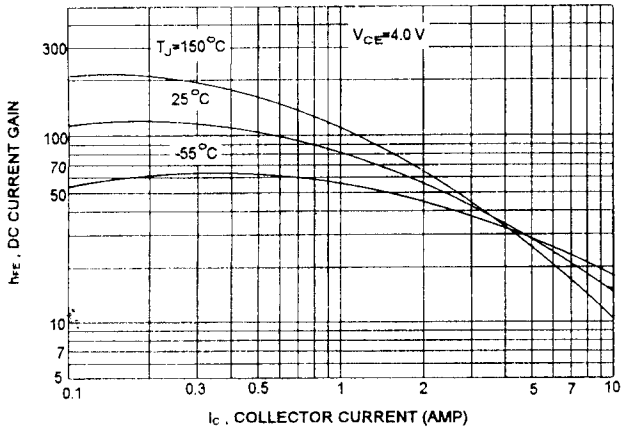
ACTIVE REGION SAFE OPERATING AREA(SOA)



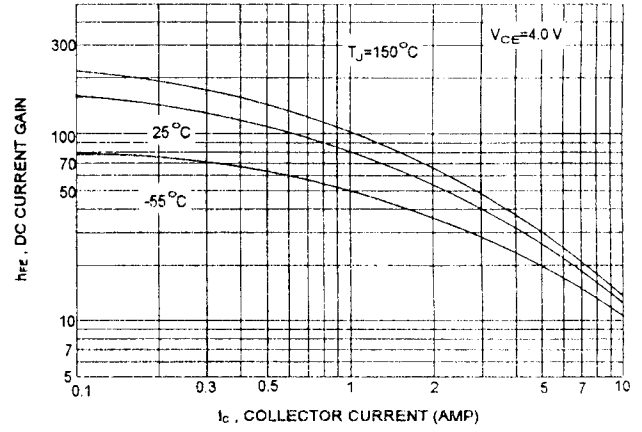
There are two limitation on the power handling ability of a transistor: average junction temperature and second breakdown safe operating area curves indicate I_C - V_{CE} limits of the transistor that must be observed for reliable operation i.e., the transistor must not be subjected to greater dissipation than curves indicate.

The data of SOA curve is base on $T_{J(PK)} = 200^\circ\text{C}$, T_C is variable depending on conditions. second breakdown pulse limits are valid for duty cycles to 10% provided $T_{J(PK)} \leq 200^\circ\text{C}$. At high case temperatures, thermal limitation will reduce the power that can be handled to values less than the limitations imposed by second breakdown.

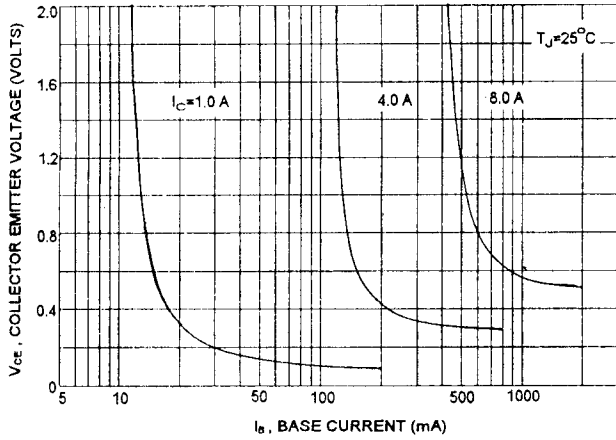
NPN 2N3055
DC CURRENT GAIN



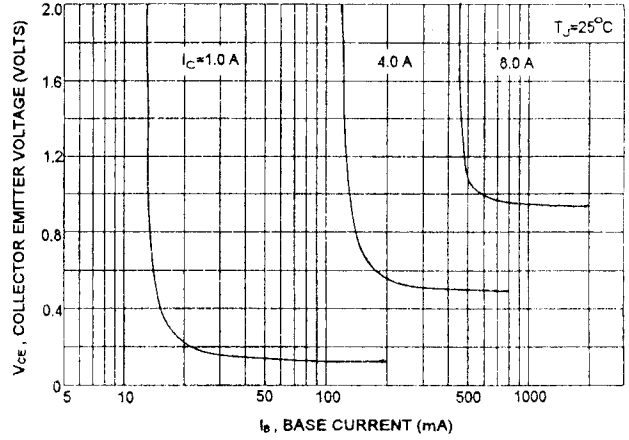
PNP MJ2955
DC CURRENT GAIN



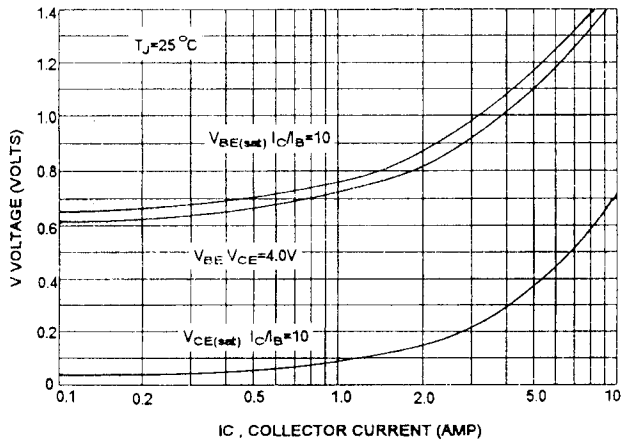
COLLECTOR SATURATION REGION



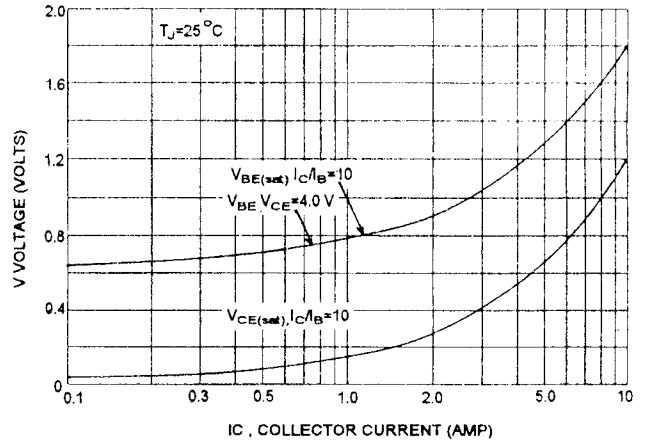
COLLECTOR SATURATION REGION



"ON" VOLTAGES



"ON" VOLTAGES



X-ON Electronics

Largest Supplier of Electrical and Electronic Components

Click to view similar products for [solid state manufacturer](#):

Other Similar products are found below :

[151RA120](#) [1N3008B](#) [MJ2955](#) [1N2976RB](#) [2N6165](#) [1N3317B](#) [P0900EA](#) [1N4056R](#) [1N5302](#) [1N3313B](#) [1N3327B](#) [2N2920](#) [2N2920A](#)
[1N3350RB](#) [1N4722](#) [2N6433](#) [1N2978B](#) [MJ11012](#) [1N4056](#) [1N3346B](#) [1N1184RA](#) [RCA423](#) [1N3015B](#) [2N3810](#) [1N2970B](#) [1N1183A](#)
[1N3000B](#) [50RIA80](#) [2N4857A](#) [1N2982RB](#) [50RIA40](#) [2N4856A](#) [MJ10000](#) [1N1185A](#) [2N4990](#) [1N2971B](#) [PMD16K80](#) [1N2989B](#) [70HFR60](#)
[70HFR40](#) [PMD17K100](#) [1N1199A](#) [KBPC3510W](#) [2N4858A](#) [1N3315B](#) [1N3309B](#) [KBPC5010](#) [3N201](#) [1N3913](#) [PMD16K100](#)