



Series 801 Mighty Mouse Double-Start ACME Threads PCB Receptacle Ordering Information

801-011 and 801-033



**Series 801 Printed
Circuit Board Receptacle**

Printed Circuit Board Receptacles feature low profile shells for minimum protrusion inside enclosures and integral standoffs for board washout. Contacts are non-removable.

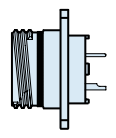
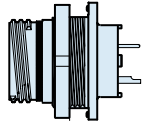
Water Immersion, Unmated

Specify **801-011** connectors for applications where open face water immersion is not a requirement. For MIL-STD-810 Method 512G immersion requirements, specify **801-033** watertight connectors. These 801-033 connectors are specially sealed ("MOD-518") and are 100% tested to maintain a helium leak rate of 1×10^{-4} cc/second at one atmosphere pressure differential from -40C to +70C.

D

HOW TO ORDER

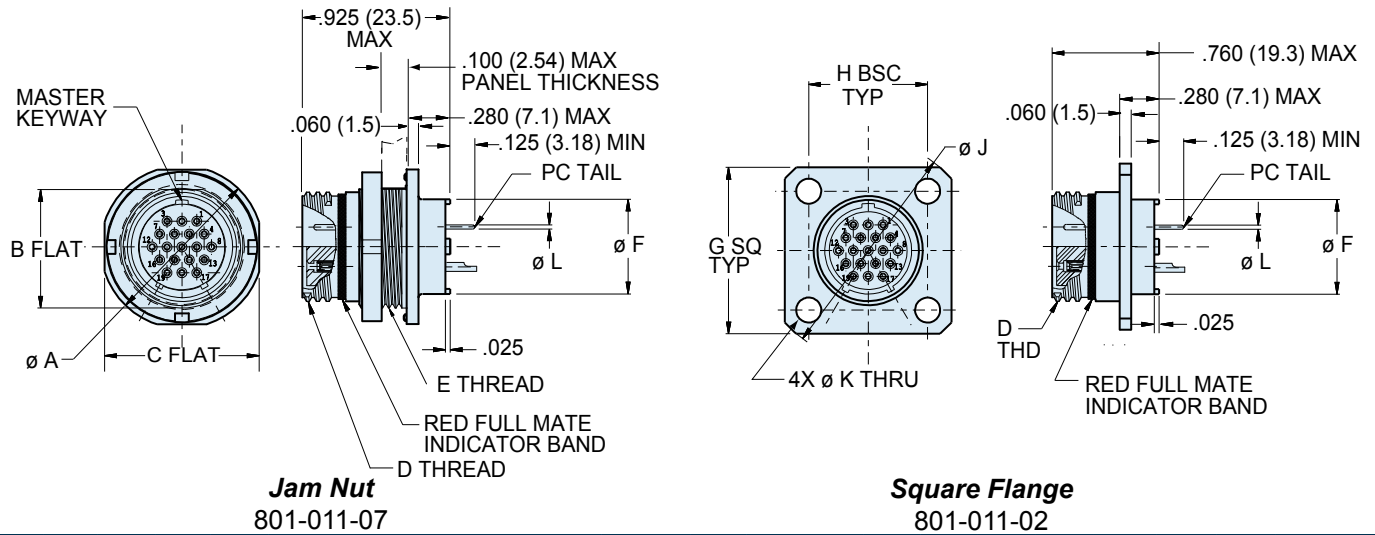
Sample Part Number

801-011	-07	M	7-10	P	A
Series	Shell Style	Shell Material / Finish	Shell Size- Insert Arrangement	Contact Type	Key Position
801-011 Receptacle for Solder Cup or PCB Termination, with Standard Epoxy Potting 801-033 Receptacle for Solder Cup or PCB Termination, With Special "MOD-518" Sealing For Open Face (unmated) Water Immersion Requirements. 100% Leak Tested.	 -02 Square Flange Front or Rear Mount	C Aluminum / Black Anodize (Non-Conductive) RoHS Compliant M Aluminum / Electroless Nickel RoHS Compliant MT Aluminum / Nickel-PTFE RoHS Compliant NF Aluminum / Cadmium with Olive Drab Chromate ZN Aluminum / Zinc-Nickel with Olive Drab Chromate ZNU Aluminum / Zinc-Nickel with Black Chromate Z1 Stainless Steel / Passivated RoHS Compliant ZB Stainless Steel / Olive Drab Chromate over Cadmium ZC Stainless Steel / Zinc Cobalt Alloy/Black Chromate	SEE CONTACT ARRANGEMENTS PAGE D-2	P Pin, PC Tail S Socket, PC Tail E Pin, Solder Cup F Socket, Solder Cup	A Normal Alternate Key Positions: B C D E F
	 -07 Jam Nut				

Dimensions in inches (millimeters) and are subject to change without notice.

Series 801 Mighty Mouse Double-Start ACME Threads Jam Nut and Square Flange Connector Dimensions

801-011 and 801-033



Jam Nut
801-011-07

Square Flange
801-011-02

DIMENSIONS

Shell Size	Ø A		B Flat		C Flat		D Thread	E Thread UN-2A	Ø F		G Sq.		H BSC		Ø J		Ø D	Ø L Tail Dia.
	In.	mm.	In.	mm.	In.	mm.			In.	mm.	In.	mm.	In.	mm.	In.	mm.		
5	.575	14.61	.350	8.89	.545	13.84	.3125-.05P-.1L-DS-2A	.3750-28	.244	6.20	.530	13.46	.363	9.22	.680	17.27	.096/.091 (2.44/2.31)	#23 .018/.022 (0.46/0.56)
6	.635	16.13	.410	10.41	.595	15.11	.3750-.05P-.1L-DS-2A	.4375-28	.330	8.38	.590	14.99	.423	10.74	.750	19.05		
7	.755	19.18	.536	13.61	.723	18.36	.4375-.05P-.1L-DS-2A	.5625-32	.432	10.97	.650	16.51	.483	12.27	.850	21.59		
8	.755	19.18	.563	14.30	.723	18.36	.5000-.05P-.1L-DS-2A	.5625-32	.493	12.52	.712	18.08	.545	13.84	.938	23.83	.130/.126 (3.30/3.20)	#16 .060/.064 (1.52/1.63)
9	.830	21.08	.596	15.14	.790	20.07	.5625-.05P-.1L-DS-2A	.6250-28	.551	14.00	.850	21.59	.607	15.42	1.125	28.58		
10	.890	22.61	.658	16.71	.855	21.72	.6250-.05P-.1L-DS-2A	.6875-28	.620	15.75	.890	22.61	.670	17.02	1.188	30.18		
11	.960	24.38	.718	18.24	.925	23.50	.6875-.05P-.1L-DS-2A	.7500-28	.662	16.81	.935	23.75	.607	15.42	1.250	31.75	#12 .092/.096 (2.34/2.44)	
13	1.078	27.38	.845	21.46	1.044	26.52	.8125-.1P-.2L-DS-2A	.8750-28	.703	17.86	1.030	26.16	.715	18.16	1.375	34.93		
16	1.264	32.11	1.022	25.96	1.230	31.24	1.0000-.1P-.2L-DS-2A	1.0625-20	.863	21.92	1.219	30.96	.981	24.92	1.625	41.28		
17	1.325	33.66	1.096	27.84	1.290	32.77	1.0625-.1P-.2L-DS-2A	1.1250-28	.912	23.16	1.280	32.51	1.060	26.92	1.700	43.18		
19	1.450	36.83	1.225	31.12	1.415	35.94	1.1875-.1P-.2L-DS-2A	1.2500-28	1.018	25.86	1.432	36.37	1.191	30.25	1.900	48.26		
21	1.625	41.28	1.345	34.16	1.577	40.06	1.3125-.1P-.2L-DS-2A	1.3750-28	1.170	29.72	1.565	39.75	1.322	33.58	2.100	53.34		

PANEL CUTOUT

Shell Style	Shell Size	Ø A		Ø B		Ø C		D Flat		Ø E		
		In.	mm.	In.	mm.	In.	mm.	In.	mm.	In.	mm.	
		± .002		± 0.05		± .002		± 0.05				
Shell Style 02 Square Flange	5	.330	8.38	.363	9.22	.096/.091 (2.44/2.31)		.362/.358	9.19/9.09	.385	9.78	
	6	.390	9.91	.423	10.74			.422/.418	10.72/10.62	.448	11.38	
	7	.450	11.43	.483	12.27			.553/.549	14.05/13.94	.573	14.55	
	Shell Style 07 Jam Nut	8	.510	12.95	.545	13.84	.130/.126 (3.30/3.20)		.553/.549	14.05/13.94	.573	14.55
		9	.575	14.61	.607	15.42			.611/.607	15.52/15.42	.635	16.13
		10	.640	16.26	.670	17.02			.673/.669	17.09/16.99	.698	17.73
		11	.700	17.78	.715	18.16	.728/.724	18.49/18.39	.760	19.30		
		13	.825	20.96	.812	20.65	.861/.857	21.87/21.77	.885	22.48		
		16	1.015	25.78	.981	24.92	1.040/1.036	26.42/26.31	1.075	27.31		
		17	1.075	27.31	1.060	26.92	1.113/1.109	28.29/28.17	1.135	28.83		
19		1.200	30.48	1.191	30.25	1.235/1.231	31.37/31.29	1.260	32.00			
21		1.330	33.78	1.322	33.58	1.356/1.352	34.44/34.35	1.385	35.18			

Dimensions in inches (millimeters) and are subject to change without notice.

X-ON Electronics

Largest Supplier of Electrical and Electronic Components

Click to view similar products for [Circular MIL Spec Connector](#) category:

Click to view products by [Glenair](#) manufacturer:

Other Similar products are found below :

[89075GULPR](#) [0025-262-542](#) [0025-264-3014](#) [58-570121-04S](#) [0134-213-1208](#) [0134-213-2209](#) [0025-258-000](#) [60-042022-07P](#) [60-042022-19P](#)
[60-042022-23P](#) [60-042217-10P](#) [0114-201-1278](#) [012-0467-000](#) [602GB06EG24-61SN](#) [0134-201-1207](#) [0134-213-1006](#) [6104-207-2302](#) [6104-](#)
[208-1902](#) [61-168211-04P](#) [61-168617-10P](#) [6131-202-19149P](#) [6131-204-21149P](#) [6131-208-13149P](#) [6131-209-17149P](#) [6131-210-11149P](#) [6131-](#)
[211-19149P](#) [6131-216-19149P](#) [6131-259-21149P](#) [6131-259-23149P](#) [6131-265-17149P](#) [6131-265-19149P](#) [CS3100A18-1P-472](#) [CS3100A-36-](#)
[77P](#) [CS3101A-16-55P](#) [CS3102A-10SL-55P](#) [CS3102A-14S-58P](#) [CS3102A-32-17P](#) [CS3102A32-25S](#) [CS3102C18-4P-472](#)
[CS3106A10SL3S004](#) [CS3106A-18-73S](#) [CS3108A-14S-52S](#) [CS3108A-28-51S](#) [6162-233-1277](#) [6162-324-1231](#) [M243082296Z](#)
[M2884010AC1S1](#) [CT0-24-10SC](#) [CT0M20-7PCAU](#) [M28840/17AC1G3](#)