



**Series 801 Mighty Mouse Double-Start ACME Threads  
Crimp Receptacle Connector Ordering Information**  
801-009 and 801-010



**In-Line**  
Shell Style 01



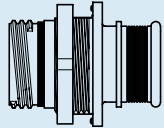
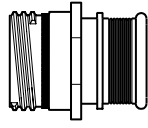
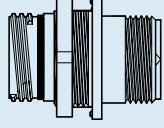
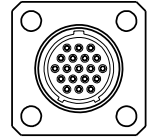
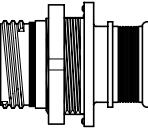
**Rear Panel Jam Nut Mount**  
Shell Style 07



**Square Flange Mount**  
Shell Style 02

**HOW TO ORDER**

Sample Part Number

801-010	-02	Z1	16-55	S	A
Series	Shell Style	Shell Material / Finish	Shell Size- Insert Arrangement	Contact Type	Shell Key Position
 <b>801-009</b> Receptacle with Banding Platform	 <b>-01</b> In-Line For Free-Hanging Cables	<b>C</b> Aluminum / Black Anodize (Non-Conductive) RoHS Compliant <b>M</b> Aluminum / Electroless Nickel RoHS Compliant <b>MT</b> Aluminum / Nickel-PTFE RoHS Compliant <b>NF</b> Aluminum / Cadmium with Olive Drab Chromate <b>ZN</b> Aluminum / Zinc-Nickel with Olive Drab Chromate <b>ZNU</b> Aluminum / Zinc-Nickel with Black Chromate <b>Z1</b> Stainless Steel / Passivated RoHS Compliant <b>ZB</b> Stainless Steel / Olive Drab Chromate over Cadmium <b>ZC</b> Stainless Steel / Zinc Cobalt Alloy/Black Chromate	SEE <b>CONTACT ARRANGEMENTS</b> PAGE D-2	<b>Connector supplied with contacts</b> <b>P</b> Pin Connector <b>S</b> Socket Connector <b>G</b> #23 Pin with 30 AWG Crimp Barrel <b>H</b> #23 Socket with 30 AWG Crimp Barrel <b>Connector supplied without contacts</b> <b>A</b> Pin Connector <b>B</b> Socket Connector Connectors with contacts are supplied with signal and/or power crimp contacts. These contacts are not installed. Coaxial contacts and non-standard signal contacts are ordered separately.	<b>A</b> Normal Alternate Key Positions: <b>B</b> <b>C</b> <b>D</b> <b>E</b> <b>F</b>
 <b>801-010</b> Receptacle with Accessory Thread	 <b>-02</b> Square Flange Rear Mount Non-Locking Clinch Nuts <b>-12</b> Square Flange Front or Rear Mount <b>-22</b> Square Flange Rear Mount Locking Clinch Nuts  <b>-07</b> Jam Nut For Rear Panel Mounting	(Continued from previous row)	(Continued from previous row)	(Continued from previous row)	(Continued from previous row)

Dimensions in inches (millimeters) and are subject to change without notice.

© 2010 Glenair, Inc.

CAGE Code 06324

Printed in U.S.A.

**GLENAIR, INC. • 1211 AIR WAY • GLENDALE, CA 91201-2497 • 818-247-6000 • FAX 818-500-9912**

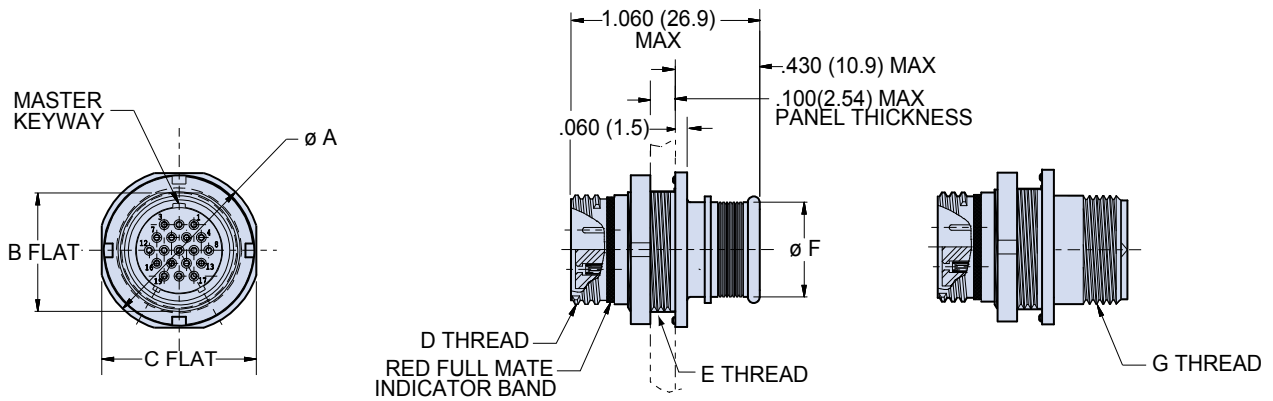
www.glenair.com

**D-8**

E-Mail: sales@glenair.com

# Series 801 Mighty Mouse Double-Start ACME Threads Jam Nut Receptacle Connector Dimensions

801-009-07 and 801-010-07



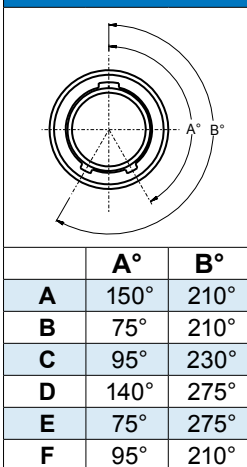
**Integral Band Platform**  
801-009-07

**Accessory Thread**  
801-010-07

D

DIMENSIONS											
Shell Size	Ø A		B Flat		C Flat		D Thread	E Thread UN-2A	Ø F		G Thread UN-2A
	In.	mm.	In.	mm.	In.	mm.			In.	mm.	
5	.575	14.61	.350	8.89	.545	13.84	.3125-.05P-.1L-2A	.375-28	.245	6.22	.250-32
6	.635	16.13	.410	10.41	.595	15.11	.375-.05P-.1L-2A	.4375-28	.290	7.37	.3125-32
7	.755	19.18	.536	13.61	.723	18.36	.4375-.05P-.1L-2A	.5625-32	.390	9.91	.4375-28
8	.755	19.18	.536	13.61	.723	18.36	.5000-.05P-.1L-2A	.5625-32	.445	11.30	.5000-28
9	.830	21.08	.596	15.14	.790	20.07	.5625-.05P-.1L-2A	.625-28	.500	12.70	.5625-24
10	.890	22.61	.658	16.71	.855	21.72	.6250-.05P-.1L-2A	.6875-28	.560	14.22	.6250-24
13	1.078	27.38	.845	21.46	1.044	26.52	.8125-.1P-.2L-2A	.875-28	.650	16.51	.6875-24
16	1.264	32.11	1.022	25.96	1.230	31.24	1.000-.1P-.2L-2A	1.0625-20	.805	20.45	.9375-20
17	1.325	33.66	1.096	27.84	1.290	32.77	1.062-.1P-.2L-2A	1.125-28	.850	21.59	.9375-20
21	1.625	41.28	1.345	34.16	1.577	40.06	1.3125-.1P-.2L-2A	1.375-28	1.110	28.19	1.1875-18

## KEY POSITIONS



## SERIES 801 JAM NUT PANEL CUTOUT

Shell Size	A Flat		Ø B	
	In. ± .002	mm. ± 0.05	In. ± .002	mm. ± 0.05
5	.356	9.04	.385	9.78
6	.416	10.57	.447	11.35
7	.542	13.77	.572	14.53
8	.542	13.77	.572	14.53
9	.602	15.29	.635	16.13
10	.666	16.92	.697	17.70
13	.851	21.62	.885	22.48
16	1.028	26.11	1.075	27.31
17	1.102	27.99	1.135	28.83
21	1.354	34.39	1.385	35.18

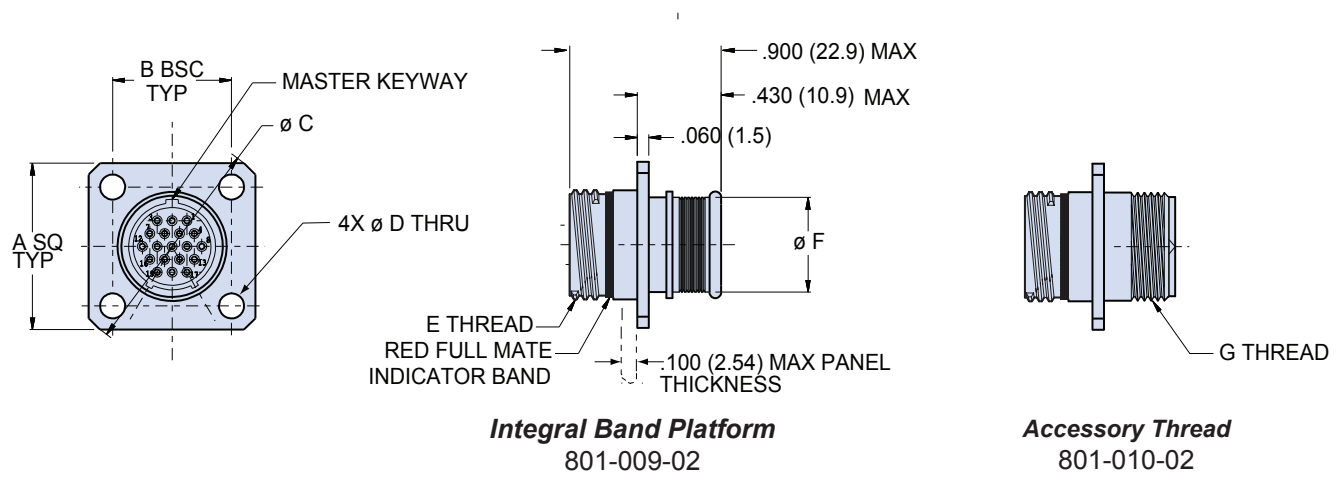
Dimensions in inches (millimeters) and are subject to change without notice.



# Series 801 Mighty Mouse Double-Start ACME Threads Square Flange Receptacle Connector Dimensions

## 801-009-02 and 801-010-02

D



**Integral Band Platform**  
801-009-02

**Accessory Thread**  
801-010-02

### DIMENSIONS

Shell Size	A SQ		B BSC		Ø C		Ø D		E Thread	Ø F		G Thread UNEF-2A
	In.	mm.	In.	mm.	In.	mm.	In.	mm.		In.	mm.	
5	.530	13.46	.363	9.22	.680	17.27	.096 .091	2.44 2.31	.3125-.05P-.1L-DS-2A	.328	8.33	.2500-32
6	.590	14.99	.423	10.74	.750	19.05			.3750-.05P-.1L-DS-2A	.390	9.91	.3125-32
7	.650	16.51	.483	12.27	.850	21.59	.130 .126	3.30 3.20	.4375-.05P-.1L-DS-2A	.453	11.51	.4375-28
8	.712	18.08	.545	13.84	.938	23.83			.5000-.05P-.1L-DS-2A	.515	13.08	.5000-28
9	.850	21.59	.607	15.42	1.125	28.58	.130 .126	3.30 3.20	.5625-.05P-.1L-DS-2A	.578	14.68	.5625-24
10	.890	22.61	.670	17.02	1.188	30.18			.6250-.05P-.1L-DS-2A	.640	16.26	.6250-24
11	.935	23.75	.715	18.16	1.250	31.75	.130 .126	3.30 3.20	.6875-.05P-.1L-DS-2A	.703	17.86	.6875-24
13	1.030	26.16	.812	20.62	1.375	34.93			.8125-.1P-.2L-DS-2A	.828	21.03	.6875-24
16	1.219	30.96	.981	24.92	1.625	41.28	.130 .126	3.30 3.20	1.0000-.1P-.2L-DS-2A	1.015	25.78	.9375-20
17	1.280	32.51	1.060	26.92	1.700	43.18			1.0625-.1P-.2L-DS-2A	1.078	27.38	.9375-20
19	1.432	36.37	1.191	30.25	1.900	48.26	.130 .126	3.30 3.20	1.1875-.1P-.2L-DS-2A	1.203	30.56	1.0625-18
21	1.565	39.75	1.322	33.58	2.100	53.34			1.3125-.1P-.2L-DS-2A	1.328	33.73	1.1875-18

### SERIES 801 PANEL CUTOUT

Shell Size	Ø A		B BSC		Ø C	
	In.	mm.	In.	mm.	In.	mm.
5	.328	8.33	.363	9.22	.096 .091	2.44 2.31
6	.390	9.91	.423	10.74		
7	.453	11.51	.483	12.27	.130 .126	3.30 3.20
8	.515	13.08	.545	13.84		
9	.578	14.68	.607	15.42	.130 .126	3.30 3.20
10	.640	16.26	.670	17.02		
11	.703	17.86	.715	18.16	.130 .126	3.30 3.20
13	.828	21.03	.812	20.62		
16	1.015	25.78	.981	24.92	.130 .126	3.30 3.20
17	1.078	27.38	1.060	26.92		
19	1.203	30.56	1.191	30.25	.130 .126	3.30 3.20
21	1.328	33.73	1.322	33.58		

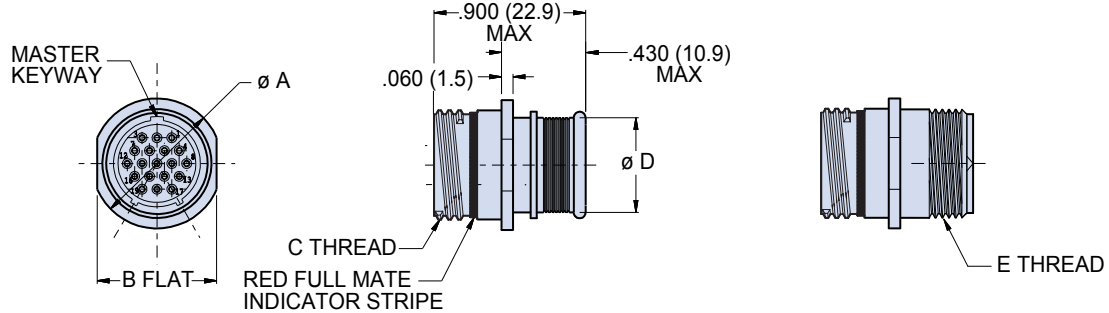
### KEY POSITIONS

	A°	B°
A	150°	210°
B	75°	210°
C	95°	230°
D	140°	275°
E	75°	275°
F	95°	210°

Dimensions in inches (millimeters) and are subject to change without notice.

# Series 801 Mighty Mouse Double-Start ACME Threads In-Line Receptacle Connector Dimensions

801-009-01 and 801-010-01



**Integral Band Platform**  
801-009-01

**Accessory Thread**  
801-010-01

## DIMENSIONS

Shell Size	Ø A		B Flat		C Thread	Ø D		E Thread UNEF-2A
	In.	mm.	In.	mm.		In.	mm.	
5	.355	9.02	.325	8.13	.3125-.05P-.1L-2A	.245	6.22	.250-32
6	.415	10.54	.385	9.78	.375-.05P-.1L-2A	.290	7.37	.3125-32
7	.480	12.19	.445	11.30	.4375-.05P-1L2A	.390	9.91	.4375-28
8	.540	13.72	.510	12.95	.5000-.05P-1L2A	.445	11.30	.5000-28
9	.605	15.37	.575	14.61	.5625-.05P-.1L-2A	.500	12.70	.5625-24
10	.665	16.89	.635	16.13	.6250-.05P-1L2A	.560	14.22	.6250-24
13	.855	21.72	.825	20.96	.8125-.1P-.2L-2a	.650	16.51	.6875-24
16	1.040	26.42	1.010	25.65	1.000-.1P-.2L-2A	.805	20.44	.9375-20
17	1.110	28.19	1.070	27.18	1.062-.1P-.2L-2A	.850	21.59	.9375-20
21	1.405	35.69	1.385	35.18	1.3125-.1P-.2L-2A	1.110	28.19	1.1875-18

## KEY POSITIONS

	A°	B°
A	150°	210°
B	75°	210°
C	95°	230°
D	140°	275°
E	75°	275°
F	95°	210°

Dimensions in inches (millimeters) and are subject to change without notice.

## X-ON Electronics

Largest Supplier of Electrical and Electronic Components

*Click to view similar products for [Circular DIN Connectors](#) category:*

*Click to view products by [Glenair](#) manufacturer:*

Other Similar products are found below :

[CTV06RQF-25-8SA-LC](#) [CTV06RQF-25-8S-LC](#) [CTV06RQW-25-8SB-LC](#) [CTV06RW-25-20P](#) [CTV06RW-25-20PA](#) [CTV06RW-25-20PB](#)  
[CTV06RW-25-20PE-LC](#) [CTV06RW-25-20SB](#) [CTV06RW-25-20SE](#) [CTV07RW-17-8S\(506\)](#) [CTVP00RW-19-32S\(506\)](#) [CTVP00RW-9-35S\(506\)](#) [M83723/71R20416](#) [M83723/71R22196](#) [M83723/71W2039N](#) [M83723/71W24196](#) [M83723/71W2419N](#) [M83723/72A1404N-LC](#)  
[M83723/72R1203N](#) [M83723/72W20418](#) [M83723/72W22126](#) [M83723/72W22556](#) [M83723/72W2419N](#) [M83723/72W2461N](#)  
[M83723/73R2028N](#) [M83723/73R2039N](#) [M83723/73W1412N](#) [M83723/73W2039N](#) [M83723/74R1624N](#) [M83723/74R1808N](#)  
[M83723/74R2212N](#) [M83723/74W1203N](#) [M83723/74W1412N](#) [M83723/74W20416](#) [M83723/74W2041N](#) [M83723/75R10058](#)  
[M83723/75W2232N](#) [M83723/76R14157](#) [M83723/76R20256](#) [M83723/76W1808N](#) [M83723/76W2016N](#) [M83723/76W2461N](#)  
[M83723/77W2016N](#) [M83723/78R22327](#) [M83723/78W2212N](#) [M83723/78W22556](#) [M85049/50-5F](#) [D38999/20FF11AC](#) [D38999/20FJ20BB](#)  
[D38999/20FJ20SC](#)