

# Mono-Drive® 4 - machine screws

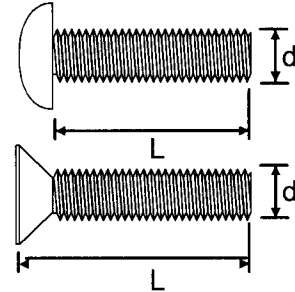




Mono-Drive 4 - machine screws

## Design features

Material/Finish:  
 Steel/Zinc & clear  
 A2 stainless steel/self colour

Other finishes available on request



Key Features	Mono - Drivers
Round profile screw with 6 spline TORX® drive system with centrally located, cold forged security pin. Removable by dedicated driver only. Recommended for high bond strength applications. Ideal for surface or recessed applications.	Our range of drivers and drive bits are available from stock but only to bona fide purchasers of Mono - Drive fasteners and can only be purchased separately if fasteners have previously been supplied. 

## Preferred sizes - Stainless steel

d	M3	M4	M5	M6	M8	M10
L	5					
	8	<b>TR</b>	<b>TR</b>	<b>TR</b>	<b>TR</b>	
	10	<b>TR</b>	<b>TR</b>	<b>TR</b>	<b>TR</b>	
	12	<b>TR</b>	<b>TR</b>	<b>TR</b>	<b>TR</b>	<b>TR</b>
	16	<b>TR</b>	<b>TR</b>	<b>TR</b>	<b>TR</b>	<b>TR</b>
	20	<b>TR</b>	<b>TR</b>	<b>TR</b>	<b>TR</b>	<b>TR</b>
	25		<b>TR</b>	<b>TR</b>	<b>TR</b>	<b>TR</b>
	30			<b>TR</b>	<b>TR</b>	<b>TR</b>
	35					<b>TR</b>
	40				<b>TR</b>	<b>TR</b>
	45					<b>TR</b>
	50				<b>TR</b>	<b>TR</b>
	60					<b>TR</b>

## **X-ON Electronics**

Largest Supplier of Electrical and Electronic Components

*Click to view similar products for [nettlefolds](#) manufacturer:*

Other Similar products are found below :

[SEM03030006FA](#) [SEM03040012FA](#) [SEM03040006FA](#)