

# Plastic-bodied interlocking safety switch

**SKC  
SK**

Protection class IP 65

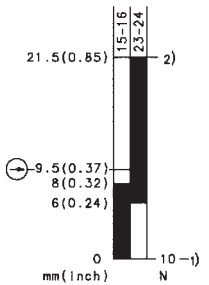
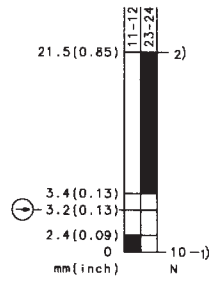
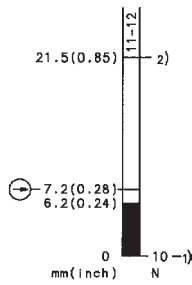
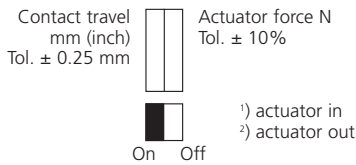


Designation  
**Part number**  
 Circuit diagram  
 ⊕ Forced disconnect to IEC 947-5-1 chapter 3  
 Za: not galvanically separated contacts  
 Zb: galvanically separated contacts  
 Slow make & break/snap-action  
 Internal seal (iw)/external seal (w)

SKC-A1Z M  
**601.6169.039**  
  
 ⊕ Zb  
 ●/-  
 iw

SK-U1Z M  
**601.6119.016**  
  
 ⊕ Zb  
 ●/-  
 iw

SK-UV1Z M  
**601.6139.034**  
  
 ⊕ Zb  
 ●/-  
 iw



Voltage max.  
 Permanent current max.  
 In-rush current complies with standards  
 IEC 947-5-1 AC 15/DC 13  
 Switching frequency max.  
 Mechanical life – number of switching actions  
 Operating temperature min./max.

500 V AC  
 10 A  
 ●  
 30/min.  
 1 x 10<sup>6</sup>  
 -30 °C/+80 °C  
 -22 °F/+176 °F

500 V AC  
 10 A  
 ●  
 30/min.  
 1 x 10<sup>6</sup>  
 -30 °C/+80 °C  
 -22 °F/+176 °F

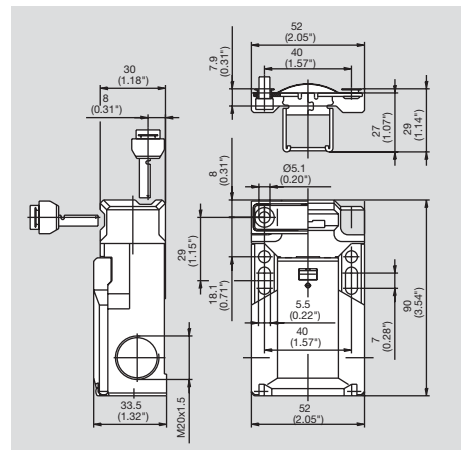
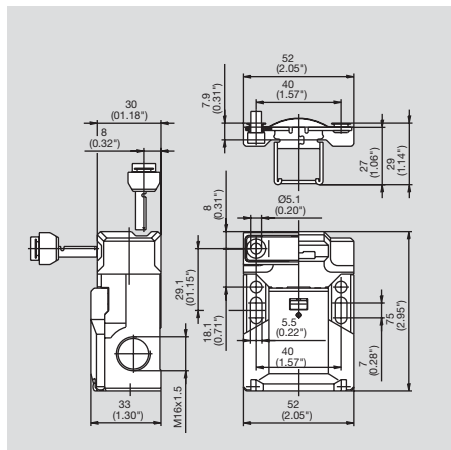
500 V AC  
 10 A  
 ●  
 30/min.  
 1 x 10<sup>6</sup>  
 -30 °C/+80 °C  
 -22 °F/+176 °F

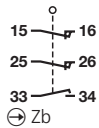
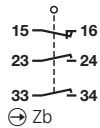
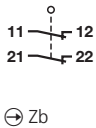
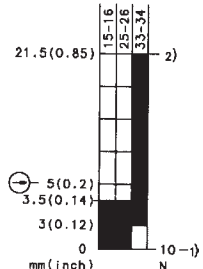
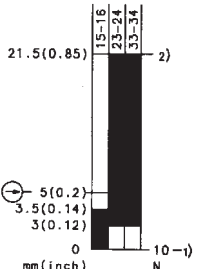
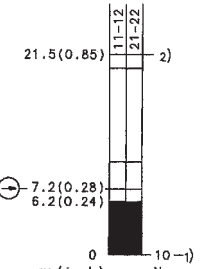
Approvals  
 Weight  
 Delivery: ex-stock/built to order

BG, UL, CSA  
 0.11 kg/0.24 lb  
 ●/-

BG, UL, CSA  
 0.13 kg/0.29 lb  
 ●/-

All dimensions in mm (inch)



SK-UV15Z M <b>601.6169.026</b>	SK-UV16Z M <b>601.6169.027</b>	SK-A2Z M <b>601.6169.036</b>
		
●/- iw	●/- iw	●/- iw
		
400 V AC 6 A ●	400 V AC 6 A ●	500 V AC 10 A ●
30/min. 1 x 10 <sup>6</sup> -30 °C/+80 °C -22 °F/+176 °F	30/min. 1 x 10 <sup>6</sup> -30 °C/+80 °C -22 °F/+176 °F	30/min. 1 x 10 <sup>6</sup> -30 °C/+80 °C -22 °F/+176 °F
BG, UL, CSA	BG, UL, CSA	BG, UL, CSA
0.13 kg/0.29 lb ●/-	0.13 kg/0.29 lb ●/-	0.13 kg/0.29 lb ●/-

# Actuator selection table

## SKC/SK

Safety switch  
DIN EN 60947-5-1

-  Forced disconnection of NC contacts
- Galvanically separated contacts according to Zb form

### Approvals

- UL, CSA
- BG



### Actuator M

- Metal
- Stainless steel



### Actuator P

- Thermoplastic
- Polyamide

Standard models	Actuator retention force	Contact diagram
Single & double poles		
SKC-A1Z	10N	
SKC-A1Z F30	30N	
SKC-A1Z Fi100	100N	
SK-U1Z	10N	
SK-U1Z F30	30N	
SK-U1Z Fi100	100N	
SK-UV1Z	10N	
SK-UV1Z F30	30N	
SK-UV1Z Fi100	100N	
SK-A2Z	10N	
SK-A2Z F30	30N	
SK-A2Z Fi100	100N	
SK-SU1Z	10N	
SK-SU1Z F30	30N	
SK-SU1Z Fi100	100N	

Part number	Part number
Designation	Designation
<b>601.6169.039</b>	<b>601.6169.054</b>
SKC-A1Z M	SKC-A1Z P
○	○
<b>601.6169.003</b>	-
SKC-A1Z Fi100 M	
<b>601.6119.016</b>	<b>601.6119.035</b>
SK-U1Z M	SK-U1Z P
<b>611.6119.109</b>	○
SK-U1Z F30 M	
<b>601.6119.001</b>	-
SK-U1Z Fi100 M	
<b>601.6139.034</b>	○
SK-UV1Z M	
○	○
○	-
<b>601.6169.036</b>	○
SK-A2Z M	
<b>601.6169.053</b>	○
SK-A2Z F30 M	
<b>601.6169.024</b>	-
SK-A2Z Fi100 M	
○	○
○	○
○	-

Standard models	Actuator retention force	Contact diagram
Three poles		
SK-UV15Z	10N	
SK-UV15Z F30	30N	
SK-UV15Z Fi100	100N	
SK-UV16Z	10N	
SK-UV16Z F30	30N	
SK-UV16Z Fi100	100N	

Part number	Part number
Designation	Designation
<b>601.6169.026</b>	○
SK-UV15Z M	
<b>601.6169.061</b>	○
SK-UV15Z F30 M	
<b>601.6169.025</b>	-
SK-UV15Z Fi100 M	
<b>601.6169.027</b>	○
SK-UV16Z M	
○	○
○	-

○ Technically possible (on request)  
- Not available



### Actuator F

- Spring loaded to accommodate over-travel
- Stainless steel or polyamide



### Actuator MRU

- Adjustable horizontally & vertically
- Flexible
- Stainless steel
- Spring loaded to accommodate overtravel

Part number	Part number
Designation	Designation
○	<b>601.6169.087</b>
○	SKC-A1Z MRU
○	○
○	○
<b>601.6119.074</b>	<b>601.6119.084</b>
SK-U1Z PF	SK-U1Z MRU
○	○
○	○
○	○
○	○
○	○
○	<b>601.6169.085</b>
○	SK-A2Z MRU
○	○
○	<b>601.6169.032</b>
○	SK-A2Z Fi100 MRU
○	○
○	○
○	○

Part number	Part number
Designation	Designation
<b>601.6169.063</b>	<b>601.6169.086</b>
SK-UV15Z MF	SK-UV15Z MRU
○	○
○	○
○	○
○	○
○	○
○	○

#### Technical data Standard models single & double poles

Insulation voltage:  
 $U_i = 500 \text{ V}$

Thermal constant current:  
 $I_{th} = 10 \text{ A}$

Switching frequency:  
Max. 30/min.

Mechanical life:  
 $1 \times 10^6$  cycles

Operating temperature:  
 $-30 \text{ }^\circ\text{C}/+80 \text{ }^\circ\text{C}$   
 $-22 \text{ }^\circ\text{F}/+176 \text{ }^\circ\text{F}$

Weight:  
0.13 kg/0.29 lbs

#### Technical data Standard models three poles

Insulation voltage:  
 $U_i = 400 \text{ V}$

Thermal constant current:  
 $I_{th} = 6 \text{ A}$

Switching frequency:  
Max. 30/min.

Mechanical life:  
 $1 \times 10^6$  cycles

Operating temperature:  
 $-30 \text{ }^\circ\text{C}/+80 \text{ }^\circ\text{C}$   
 $-22 \text{ }^\circ\text{F}/+176 \text{ }^\circ\text{F}$

Weight:  
0.13 kg/0.29 lbs

- **Forced Ejection (FE):**  
The actuator mechanism is spring loaded to forcibly eject the actuator.
- **Actuator Retention (F 30, Fi 100)**  
This model retains the actuator with the indicated force in Newtons.
- **MRU Actuator:**  
This actuator is spring mounted to accommodate some misalignment as well as over travel.

#### Important note:

To ensure safety integrity, actuators should only be purchased together with the safety switch.

## X-ON Electronics

Largest Supplier of Electrical and Electronic Components

*Click to view similar products for [bernstein](#) manufacturer:*

Other Similar products are found below :

[618.6800.468](#) [9-205](#) [9-205 ESD](#) [1-909](#) [2230](#) [5-079-13](#) [3-245-13](#) [3-656-15](#) [3-688-15](#) [3-960](#) [5-053](#) [6750](#) [CT-722](#) [3-682-15](#) [2280](#) [7015](#) [C2-SU1ZR](#) [9-261](#) [CA-310](#) [CT-682T](#) [CT-822T](#) [CT-882](#) [9-252](#) [616.1500.725](#) [616.1500.726](#) [616.1500.723](#) [5-077-13](#) [ENM2-U1 AD](#) [IN65-SU1Z RK](#) [IN65-U1Z RK](#) [GC-UV1Z RIW](#) [IN65-SU1Z DGHK](#) [I81-U1Z AHK](#) [IN65-SU1Z DGKK](#) [IN65-SU1 AHDM](#) [ENM2-SU1 AD](#) [TI2-SU1 FF](#) [I49-U1Z AH](#) [I49-SU1Z RIW](#) [I49-SU1Z AH](#) [1500](#) [3-672-15](#) [4-920](#) [3-668-15](#) [3-689-15](#) [5-090V](#) [5-190 V](#) [1-150](#) [CA-150](#) [CA-400 UKF](#)