

MINI-PS- 48- 60DC/24DC/1


Order No.: 2866271



<http://eshop.phoenixcontact.co.uk/phoenix/treeViewClick.do?UID=2866271>

DC-DC converter, primary switched mode, slimline design, input: 48 - 60 V DC, output: 24 V DC / 1 A



Commercial data	
EAN	4 017918 960919 
Pack	1
Customs tariff	85044081
Country of Origin	CN
Catalog page information	Page 611 (IF-2011)

Product notes

WEEE/RoHS-compliant since:
10/07/2006



Please note that the data given here has been taken from the online catalog. For comprehensive information and data, please refer to the user documentation at <http://www.download.phoenixcontact.com>. The General Terms and Conditions of Use apply to Internet downloads.

Technical data

Input data	
Nominal input voltage	48 V DC ... 60 V DC
DC input voltage range	36 V DC ... 75 V DC
DC frequency range	0 Hz
Current consumption	Approx. 0.6 A (48 V DC) Approx. 0.5 A (60 V DC)

Inrush surge current	< 15 A (typical)
Power failure bypass	> 15 ms (48 V DC)
	> 20 ms (60 V DC)
Input fuse	3.15 A (slow-blow, internal)

Output data

Nominal output voltage	24 V DC \pm 1%
Setting range of the output voltage	22.5 V DC ... 28.5 V DC (> 24 V constant capacity)
Output current	1 A (-25 °C ... 60 °C)
Derating	60 °C ... 70 °C (2.5%/K)
Connection in parallel	Yes, for assembling redundant systems and increasing efficiency
Connection in series	Yes
Residual ripple	< 40 mV _{PP}
Peak switching voltages nominal load	< 50 mV _{PP} (20 MHz)
Maximum power dissipation idling	< 1.2 W
Power loss nominal load max.	< 5 W

General data

Width	22.5 mm
Height	99 mm
Depth	107 mm
Net weight	0.2 kg
Operating voltage display	Green LED
Efficiency	> 85 % (at 60 V DC and nominal values)
Insulation voltage input/output	1 kV (routine test) 1.5 kV (type test)
Degree of protection	IP20
Protection class	II
MTBF (IEC 61709, SN 29500)	> 500000 h
Ambient temperature (operation)	-25 °C ... 70 °C (> 60 °C derating)
Ambient temperature (storage/transport)	-40 °C ... 85 °C
Max. permissible relative humidity (operation)	≤ 95 % (at 25 °C, no condensation)
Mounting position	horizontal DIN rail NS 35, EN 60715
Assembly instructions	Can be aligned: Horizontally 0 mm, vertically 50 mm
Electromagnetic compatibility	Conformance with EMC Directive 2004/108/EC
Noise emission	EN 50081-2

Noise immunity	EN 61000-6-2:2005
Low Voltage Directive	Conformance with LV directive 2006/95/EC
Standard - Safety of transformers	EN 61558-2-17
Standard - Electrical safety	EN 60950-1/VDE 0805 (SELV)
Standard – Electronic equipment for use in electrical power installations and their assembly into electrical power installations	EN 50178/VDE 0160 (PELV)
Standard - Safe isolation	DIN VDE 0100-410
	DIN VDE 0106-101
UL approvals	UL/C-UL listed UL 508
	UL/C-UL Recognized UL 60950
	UL/C-UL Listed UL 1604 Class I, Division 2, Groups A, B, C, D

Connection data, input

Connection method	Pluggable screw connection
Conductor cross section solid min.	0.2 mm ²
Conductor cross section solid max.	2.5 mm ²
Conductor cross section stranded min.	0.2 mm ²
Conductor cross section stranded max.	2.5 mm ²
Conductor cross section AWG/kcmil min.	24
Conductor cross section AWG/kcmil max	14
Stripping length	7 mm
Screw thread	M3

Connection data, output

Connection method	Pluggable screw connection
Conductor cross section solid min.	0.2 mm ²
Conductor cross section solid max.	2.5 mm ²
Conductor cross section stranded min.	0.2 mm ²
Conductor cross section stranded max.	2.5 mm ²
Conductor cross section AWG/kcmil min.	24
Conductor cross section AWG/kcmil max	14
Stripping length	7 mm

Signaling

Output name	DC OK active
Output description	U _{OUT} > 21.5 V: High signal
Maximum switching voltage	≤ 24 V DC

Output voltage	+ 24 V (signal)
Continuous load current	≤ 20 mA
Status display	"DC OK" LED green
Conductor cross section solid min.	0.2 mm ²
Conductor cross section solid max.	2.5 mm ²
Conductor cross section stranded min.	0.2 mm ²
Conductor cross section stranded max.	2.5 mm ²
Conductor cross section AWG/kcmil min.	24
Conductor cross section AWG/kcmil max	14
Tightening torque, min	0.5 Nm
Tightening torque max	0.6 Nm
Screw thread	M3

Certificates

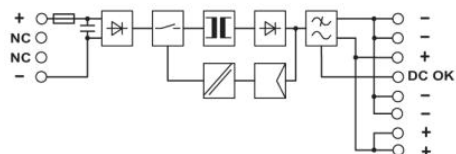


Certification CUL, CUL Listed, UL, UL Listed

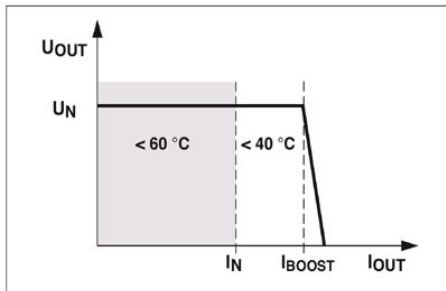
Certification Ex: CUL-EX LIS, UL-EX LIS

Drawings

Block diagram



Diagram



POWER BOOST

Address

PHOENIX CONTACT Ltd
Halesfield 13
Telford / Shropshire / TF7 4PG,England
Phone 01952 681 700
Fax 01952 681 799
<http://www.phoenixcontact.co.uk>



Phoenix Contact Ltd.
Technical modifications reserved;

X-ON Electronics

Largest Supplier of Electrical and Electronic Components

Click to view similar products for [phoenix contact manufacturer](#):

Other Similar products are found below :

[1203259](#) [3240366](#) [1893300](#) [1623633](#) [2814605](#) [3240098](#) [0201391](#) [CRIMPFOX 16 S](#) [CRIMPSET 25](#) [7001438](#) [ETD-BL-1T-F-300S](#) [MCR-1CLP-I-I-00](#) [MCR-4CLP-I-I-00](#) [MCR-DAC 8-I- 4-BUS](#) [FL EPA WMS](#) [FLK 50/EZ-DR/ 400/KONFEK/S](#) [FLS PB M12 DO 8 M12-2A](#) [PPS CD BLADE](#) [PSI-MOS-DNET CAN/FO 660/BM](#) [PSM-ME-RS232/RS232-P](#) [PSM PTK-4](#) [PSM-SET-FSMA/4-KT](#) [PSR-SCP-24DC/TS/SDI8/SDIO](#) [PSR-SCP- 24DC/URD3/4X1/2X2](#) [PT 2X2- 5DC-ST](#) [1202580](#) [1203534](#) [1205985](#) [1206308](#) [1207420](#) [1209091](#) [QUINT-BAT/24DC/12AH](#) [1204038](#) [1212041](#) [1212096](#) [1212162](#) [1212171](#) [1212202](#) [1212250](#) [1212304](#) [1212380](#) [1212480](#) [1212485](#) [1212488](#) [1212500](#) [1212511](#) [1212578](#) [1212584](#) [1212585](#) [1212592](#)