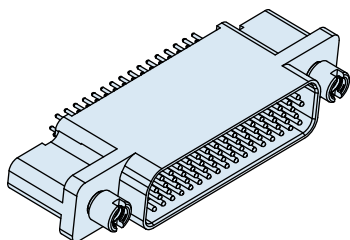


RECEPTACLES WITH PIN CONTACTS, STRAIGHT PCB TERMINATION, 790-043P



790-043P connectors feature thru-hole termination to rigid or flexible circuits. These free-standing vertical mount headers mate with 790-025S cable connectors. 29 contact arrangements include size #16 and #12 power contacts for maximum design flexibility. Contacts are epoxy encapsulated and are non-removable. Fluorosilicone face seal provides watertight sealing when mated. One-piece machined aluminum shell has threaded holes for board attachment.

HOW TO ORDER

Sample Part Number

790-043P	K-9P9	M	P	A
Part Number	Shell Size - Insert Arr.	Shell Finish	Hardware Option	PC Tail Length
790-043P Receptacle with Straight PC Tail Pin Contacts for Termination to Backplanes or Flexible Circuits	See Table 1 for Available Insert Arrangements	M Electroless Nickel <i>general purpose applications</i> MT Nickel-PTFE 1000 Hour Grey™ <i>maximum corrosion protection and durability (non-reflective grey)</i> ZNU Zinc-Nickel with Black Chromate <i>tactical applications (non-reflective black)</i> Additional shell finishes are listed on page C-9.	 N No Hardware P Female Jackpost	A .125 Inch (3.2 mm.) B .250 inch (6.4 mm.) PC TAIL LENGTH

SPECIFICATIONS

Current Rating	#23 5 AMPS, #16 13 A., #12 23 A.
Dielectric Withstanding Voltage	#23 500 VAC RMS, #12 and #16 1800 VAC RMS
Insulation Resistance	5000 megohms minimum
Operating Temperature	-65° C. to +150° C.
Shock	300 g.
Vibration	37 g.

MATERIALS AND FINISHES

Shell	Aluminum alloy
Contacts	Copper alloy, 50 microinches gold plated
Insulators	Liquid crystal polymer (LCP)
Interfacial Seal	Flourosilicone rubber
Jackpost	300 series stainless steel
Encapsulant	Epoxy

Dimensions in inches (millimeters) and are subject to change without notice.

© 2009 Glenair, Inc.

CAGE Code 06324

Printed in U.S.A.

GLENAIR, INC. • 1211 AIR WAY • GLENDALE, CA 91201-2497 • 818-247-6000 • FAX 818-500-9912

www.glenair.com

F-6

E-Mail: sales@glenair.com

Rev. 04-July-2009

Series 79 Micro-Crimp Section F: Straight Printed Circuit Board Connectors



Table 1 Contact Arrangements

Layout	Contact Quantity			Face View
	#23	#16	#12	
A-5	5			
B-2P2	2			
B-9	9			
C-13	13			
D-15	15			
D-3P3	3			
D-7P2	5	2		
E-11P2	9	2		
E-19	19			
E-7P3	4	3		
F-15P2	13	2		
F-23	23			
F-5P5	5			
G-33	33			
H-10P4	6	4		
H-29P7	22	7		
H-36P2	34	2		
H-54P2	52	2		
H-5P5		5		
H-66	66			
J-17P4	13	4		
J-25P2	23	2		
J-33	33			
J-7P7		7		
K-27P4	23	4		
K-35P2	33	2		
K-43	43			
K-9P9		9		
L-6P6			6	

CROSS-SECTIONAL VIEW OF 790-043P

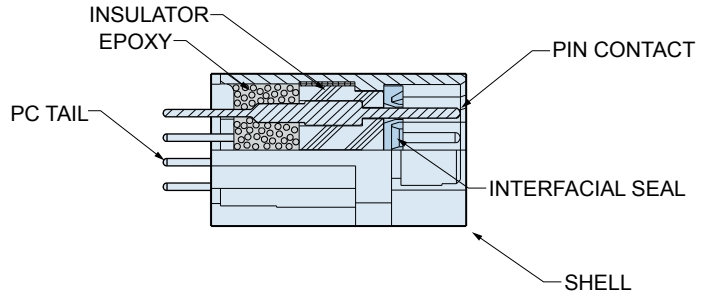
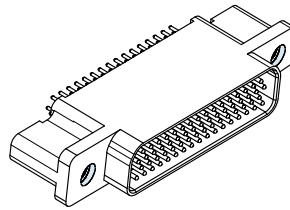
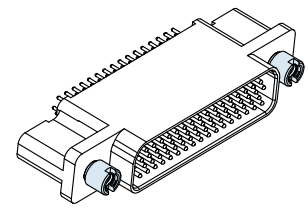


TABLE 2 HARDWARE OPTION



**N
No Mating Hardware**

Connector is supplied with threaded holes. Shell sizes H and L have #6-32 threads, other sizes have #4-40 threads. Thread depth is .150" (3.8).

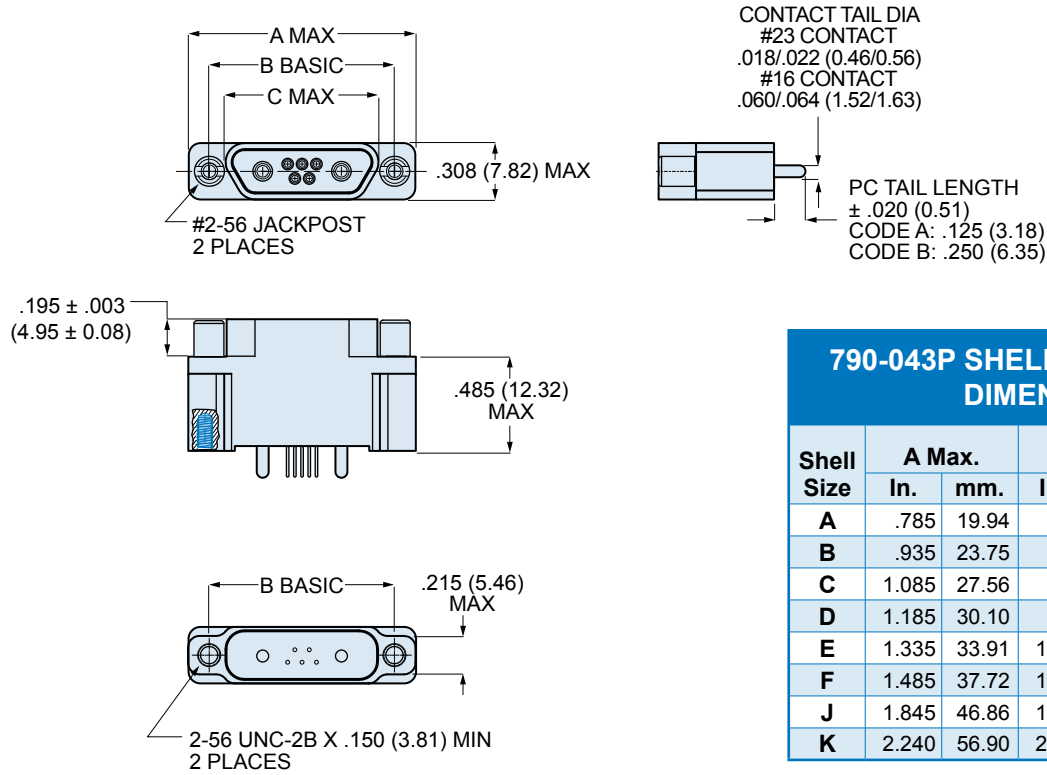


**P
Jackposts**

Connector is supplied with non-removable stainless steel jackposts. Shell sizes H and L have #4-40 UNC thread, other sizes have #2-56 thread.

Dimensions in inches (millimeters) and are subject to change without notice.

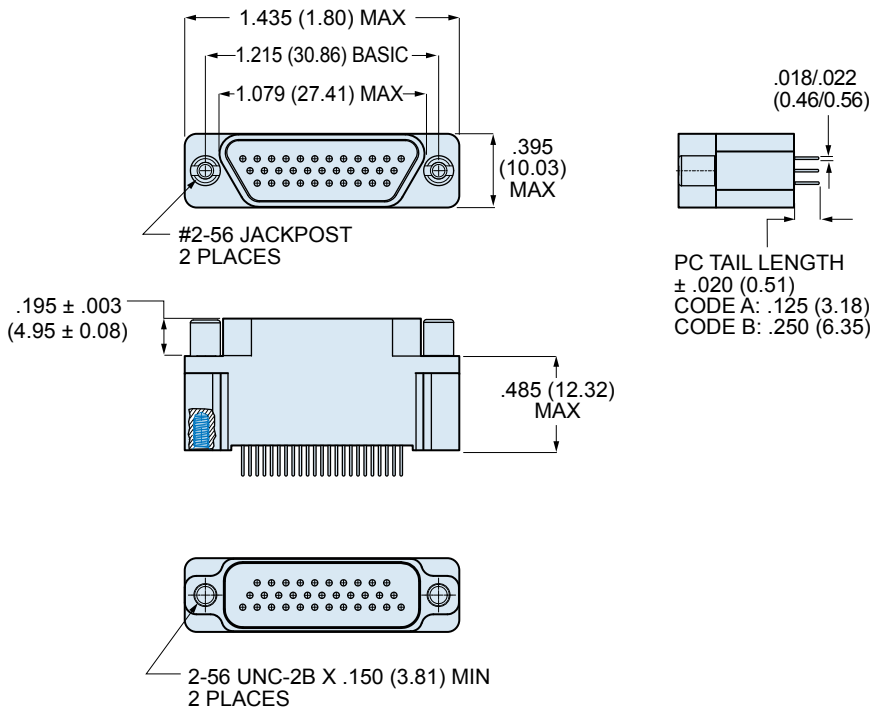
790-043P SHELL SIZE A-G, J & K DIMENSIONS



790-043P SHELL SIZE A-K, J & K DIMENSIONS

Shell Size	A Max.		B Basic		C Max.	
	In.	mm.	In.	mm.	In.	mm.
A	.785	19.94	.565	14.35	.400	10.16
B	.935	23.75	.715	18.16	.551	14.00
C	1.085	27.56	.865	21.97	.701	17.81
D	1.185	30.10	.965	24.51	.801	20.35
E	1.335	33.91	1.115	28.32	.951	24.16
F	1.485	37.72	1.265	32.13	1.101	27.96
J	1.845	46.86	1.615	41.02	1.460	37.08
K	2.240	56.90	2.015	51.18	1.860	47.24

790-043P SHELL SIZE G DIMENSIONS

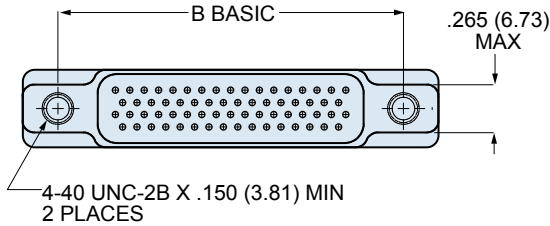
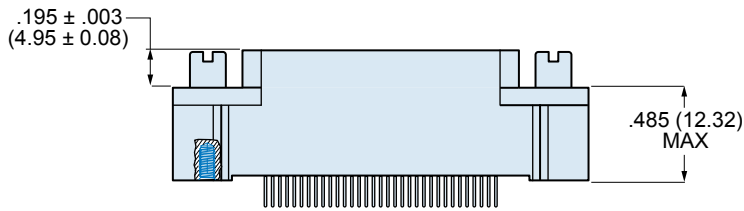
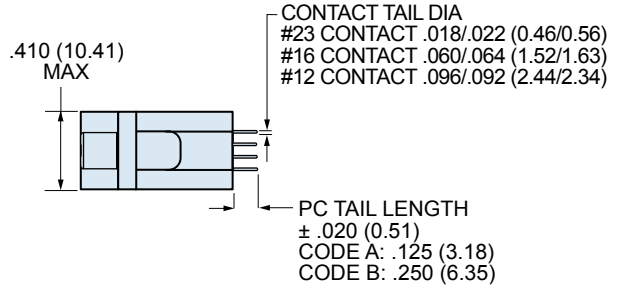
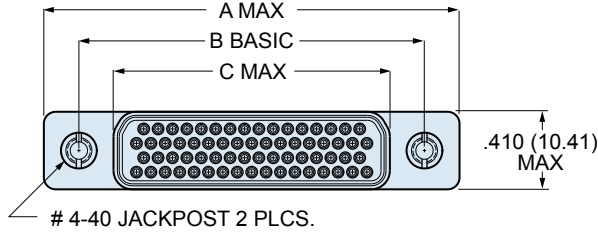


Dimensions in inches (millimeters) and are subject to change without notice.

Series 79 Micro-Crimp Section F: Straight Printed Circuit Board Connectors



790-043P SHELL SIZE H & L DIMENSIONS

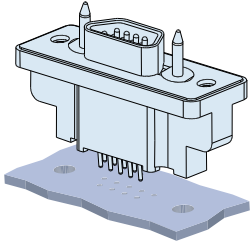


790-043P DIMENSIONS SHELL SIZE H & L

Shell Size	A Max.		B Basic		C Max.	
	In.	mm.	In.	mm.	In.	mm.
H	2.175	55.25	1.800	45.72	1.450	36.83
L	2.420	61.47	2.036	51.71	1.686	42.82

Dimensions in inches (millimeters) and are subject to change without notice.

PCB Hole Patterns for 790-028P and 790-043P Receptacles



This section contains printed circuit board footprints for vertical mounted Series 79 receptacles. The contact identification numbers are shown for the connector mounting side of the PC board. Contact tails are gold over nickel plated.

Contact Size	PC Tail Diameter	
	In.	mm.
#23	.018-.022	0.46-0.56
#16	.060-.064	1.52-1.63
#12	.092-.096	2.34-2.44

790-028P PRINTED CIRCUIT BOARD PATTERNS

Insert Arr.	Component Mounting Side of PCB
A-5	
B-2P2	
B-9	
C-13	

Dimensions in inches (millimeters) and are subject to change without notice.

Series 79 Micro-Crimp Section F: Straight Printed Circuit Board Connectors



790-028P PRINTED CIRCUIT BOARD PATTERNS

Insert Arr.	Component Mounting Side of PCB
D-15	
D-3P3	
D-7P2	
E-11P2	
E-19	

Dimensions in inches (millimeters) and are subject to change without notice.

790-028P PRINTED CIRCUIT BOARD PATTERNS

Insert Arr.	Component Mounting Side of PCB
E-7P3	
F-15P2	
F-23	
F-5P5	
G-33	

Dimensions in inches (millimeters) and are subject to change without notice.

Series 79 Micro-Crimp Section F: Straight Printed Circuit Board Connectors



790-028P PRINTED CIRCUIT BOARD PATTERNS

Insert Arr.	Component Mounting Side of PCB
H-10P4	
H-29P7	
H-36P2	
H-54P2	
H-5P5	

Dimensions in inches (millimeters) and are subject to change without notice.

790-028P PRINTED CIRCUIT BOARD PATTERNS

Insert Arr.	Component Mounting Side of PCB
H-66	
J-17P4	
J-25P2	
J-33	
J-7P7	

Dimensions in inches (millimeters) and are subject to change without notice.

Series 79 Micro-Crimp Section F: Straight Printed Circuit Board Connectors



790-028P PRINTED CIRCUIT BOARD PATTERNS

Insert Arr.	Component Mounting Side of PCB
K-27P4	<p>Dimensions: $.094 \pm .003$ (2.39 ± 0.08) 2x, $.2575$ (6.54), $.595$ (15.11), $.4325$ (10.99), $.0375$ (0.95) TYP, $.075$ (1.91) TYP, 2.015 (51.18), 1.150 (29.21), 1.500 (38.1), $.0325$ (0.83) TYP, $.065$ (1.65) TYP.</p> <p>HOLE TO ACCEPT $.022$ (0.56) MAX DIA CONTACT 23x $\phi \varnothing .003$ (M) (A) (M)</p> <p>HOLE TO ACCEPT $.064$ (1.63) MAX DIA CONTACT 4x $\phi \varnothing .003$ (M) (A) (M)</p>
K-35P2	<p>Dimensions: $.094 \pm .003$ (2.39 ± 0.08) 2x, $.2575$ (6.54), $.4075$ (10.35), $.075$ (1.91) TYP, $.0375$ (0.95) TYP, 2.015 (51.18), 1.500 (38.1), $.0325$ (0.83) TYP, $.065$ (1.65) TYP.</p> <p>HOLE TO ACCEPT $.022$ (0.56) MAX DIA CONTACT 33x $\phi \varnothing .003$ (M) (A) (M)</p> <p>HOLE TO ACCEPT $.064$ (1.63) MAX DIA CONTACT 2x $\phi \varnothing .003$ (M) (A) (M)</p>
K-43	<p>Dimensions: $.094 \pm .003$ (2.39 ± 0.08) 2x, $.220$ (5.59), $.075$ (1.91) TYP, $.0375$ (0.95) TYP, 2.015 (51.18), $.0325$ (0.83) TYP, $.065$ (1.65) TYP.</p> <p>HOLE TO ACCEPT $.022$ (0.56) MAX DIA CONTACT 43x $\phi \varnothing .003$ (M) (A) (M)</p>
K-9P9	<p>Dimensions: $.094 \pm .003$ (2.39 ± 0.08) 2x, $.3075$ (7.81), $.175$ (4.45), 2.015 (51.18).</p> <p>HOLE TO ACCEPT $.064$ (1.63) MAX DIA CONTACT 9x $\phi \varnothing .003$ (M) (A) (M)</p>
L-6P6	<p>Dimensions: $.125 \pm .003$ (3.18 ± 0.08) 2x, $.428$ (10.87), $.236$ (5.99) 5x, 2.036 (51.71).</p> <p>HOLE TO ACCEPT $.096$ (2.44) MAX DIA CONTACT 6x $\phi \varnothing .003$ (M) (A) (M)</p>

Dimensions in inches (millimeters) and are subject to change without notice.

X-ON Electronics

Largest Supplier of Electrical and Electronic Components

Click to view similar products for [D-Sub Mixed Contact Connectors](#) category:

Click to view products by [Glenair](#) manufacturer:

Other Similar products are found below :

[173114-0234](#) [790-025SF-5P5NMN](#) [790-025SJ-7P7NML](#) [DBM9W4SN](#) [9030M2MAT99X90X](#) [L717TWB5W5P3R](#) [L717TWB5W5PA514](#)
[L717TWB5W5PRM84](#) [L717TWP3W3P](#) [LCC17A3W3PEAN1](#) [3003W3PXX56N40X](#) [3005W5PXX99A30X](#) [3005W5PXX99E40X](#)
[3005W5SXX99A30X](#) [3005W5SXX99E40X](#) [3007W2SCT56N40X](#) [3013W3SCM99A10X](#) [3017W2SCT56N40X](#) [3036W4PCM41A10X](#)
[3036W4SCM99A10X](#) [212522-7](#) [3003W3PXX43A10X](#) [3005W5PXX49E40X](#) [3005W5PXX88N40X](#) [3007W2PAR71E20X](#)
[3008W8SXX57A30X](#) [3009W4PCT57P20X](#) [3011W1SXX99A10X](#) [3013W3PCM99A10X](#) [3013W6SXX99A10X](#) [3017W2PAR69E20X](#)
[3017W2SAR69C40X](#) [3024W7SCM99A10X](#) [302W2CPXX56N40X](#) [3043W2SAR71E40X](#) [321WA4PCM99A10X](#) [321WA4PXX99A60X](#)
[321WA4SCT56N40X](#) [3F3SSC22S41A30X](#) [5604805](#) [L717TWA7W2PP2SY3R](#) [DAM-3W3P-A159](#) [DBM9W4PN](#) [421WA4PCR50E20X](#)
[DDMZ36H4SNA197](#) [09691009009](#) [09691100022500](#) [09693009176](#) [09692009147](#) [09693909015](#)