


# Precision Surface Mount Resistors

PCF Series

- Precision metal film technology
- Extended ohmic range 1R - 3M
- Precision to  $\pm 0.01\%$  and 5ppm/ $^{\circ}\text{C}$
- TCR grades 50, 25, 15, 10, 5ppm/ $^{\circ}\text{C}$
- Passivated range for superior humidity performance  
Load life stability and humidity to 0.05%



## Electrical Data - Standard Range

Type	TCR (ppm/ $^{\circ}\text{C}$ )	Power (W)	Limiting Element Voltage (V)	Ohmic Value Range*				
				0.5%	0.25%	0.1%	0.05%	0.01%
PCF0201	50	0.031	15	49R9-33K <sup>1</sup>				
	25			49R9-5K <sup>1</sup>				
PCF0402	50	0.063	25	10R-205K				
	25							
	15					49R9-33K		
	10					49R9-12K		
PCF0603	5	0.063	50			49R9-5K		
	50			2R-1M	4R7-1M			
	25					4R7-332K	4R7-332K	
	15							24R9-100K
	10							24R9-15K
PCF0805	5	0.1	100					
	50			1R-2M	4R7-2M			
	25					4R7-511K	4R7-511K	
	15					4R7-511K		24R9-200K
PCF1206	10	0.125	150					
	5					24R9-30K <sup>2</sup>	24R9-30K	
	50			1R-2M5	4R7-2M5			
	25					4R7-511K		
	15					4R7-1M		24R9-500K
PCF1210	10	0.2	150					
	5					24R9-50K <sup>2</sup>	24R9-50K	
	50			1R-2M5	4R7-2M5			
	25					4R7-1M	4R7-1M	
	15					4R7-1M		24R9-500K
PCF2010	10	0.25	150					
	5					24R9-50K <sup>2</sup>	24R9-50K	
	50			1R-3M	4R7-3M			
	25					4R7-1M	4R7-1M	
	15					4R7-1M		24R9-500K
PCF2512	10	0.5	150					
	5					24R9-100K		
	50			1R-3M	4R7-3M			
	25					4R7-1M	4R7-1M	
	15					4R7-1M		24R9-500K
	5				24R9-100K			

\* Standard values E24 or E96. Other values may be available by request.  
Note 1: PCF0201 also available in 1% tolerance. Note 2: Higher values available on request.

### General Note

Welwyn Components reserves the right to make changes in product specification without notice or liability. All information is subject to Welwyn's own data and is considered accurate at time of going to print.

## Electrical Data - High Power Range

Type	TCR (ppm/°C)	Power (W)	Limiting Element Voltage (V)	Ohmic Value Range *				
				0.5%	0.25%	0.1%	0.05%	0.01%
PCF0603H	50	0.1	75	4R7-1M			4R7-332K	24R9-100K
	25			4R7-332K				
	15			24R9-15K				
	10							
PCF0805H	5	0.125	150	1R-1M		4R7-1M	4R7-511K	24R9-200K
	50			4R7-1M				
	25			4R7-511K				
	15			24R9-30K				
PCF1206H	10	0.25	200	4R7-1M			24R9-500K	
	5			24R9-50K				
	50			4R7-1M				
	25			24R9-50K				
PCF1210H	15	0.33	200	4R7-1M			24R9-500K	
	10			24R9-50K				
	5			4R7-1M				
	50			24R9-50K				
PCF2010H	25	0.33	200	4R7-1M			24R9-500K	
	15			24R9-50K				
	10			4R7-1M				
	5			24R9-50K				
PCF2512H	50	0.75	200	1R-2K		4R7-2K		24R9-2K
	25			4R7-2K				
	15			1R-2K				
	10			4R7-2K				

\* Standard values E24 or E96. Other values may be available by request.

## Electrical Data - Extended High Power Range

Type	TCR (ppm/°C)	Power (W)	Limiting Element Voltage (V)	Ohmic Value Range *				
				0.5%	0.25%	0.1%	0.05%	0.01%
PCF0603X	50	0.166	100	10R-332K				
PCF0805X	50	0.25	150	10R-500K				
	25			10R-1M				
PCF1206X	50	0.333	200	10R-1M				
PCF2512X	50	1	200	1R-100R		4R7-100R		
	25			4R7-100R				

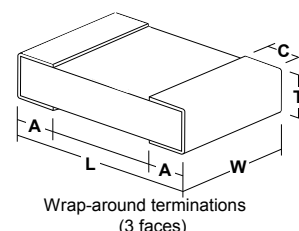
## Electrical Data - Passivated Range

Type	TCR (ppm/°C)	Power (W)	Limiting Element Voltage (V)	Ohmic Value Range *				
				0.5%	0.25%	0.1%	0.05%	0.01%
PCF0402P	50	0.063	25	25R-25K				
	25			49R9-12K				
	15			25R-332K				
PCF0603P	50	0.063	50	25R-100K				
	25			10R-800K				
	15			25R-200K				
PCF0805P	50	0.1	100	10R-1M				
	25			25R-500K				
	15			10R-1M				
PCF1206P	50	0.125	150	25R-500K				
	25			10R-1M				
	15			25R-500K				
PCF2010P	50	0.25	150	10R-1M				
	25			25R-500K				
	15			10R-1M				
PCF2512P	50	0.5	150	10R-1M				
	25			10R-1M				
	15			10R-1M				

\* Standard values E24 or E96. Other values may be available by request.

## Physical Data

	Dimensions (mm) and Weight					
	L	W	T max	A	C	Wt
0201	0.58 ± 0.05	0.29 ± 0.05	0.26	0.15 ± 0.05	0.12 ± 0.05	1
0402	1.0 ± 0.05	0.5 ± 0.05	0.40	0.2 ± 0.1	0.2 ± 0.1	3
0603	1.6 ± 0.2	0.8 ± 0.2	0.55	0.3 ± 0.2	0.3 ± 0.2	6
0805	2.0 ± 0.2	1.25 ± 0.2	0.65	0.4 ± 0.25	0.3 ± 0.2	9
1206	3.05 ± 0.15	1.55 ± 0.15	0.65	0.35 ± 0.25	0.42 ± 0.2	20
1210	3.10 ± 0.15	2.4 ± 0.15	0.50	0.55 ± 0.25	0.4 ± 0.2	25
2010	4.9 ± 0.2	2.4 ± 0.2	0.65	0.5 ± 0.25	0.6 ± 0.3	36
2512	6.3 ± 0.2	3.1 ± 0.2	0.65	0.5 ± 0.25	0.6 ± 0.3	55



### Construction

A thin-film material is selectively deposited on a 96% alumina substrate together with metallic contacts at each end of the resistor. The unadjusted resistors are heat treated to give the required TCR and stability, then a precisely controlled laser trim process adjusts the resistance value. Epoxy protection is applied and wrap-around terminations are added and plated with Nickel then Tin. Each resistor is measured immediately before packing into tape.

### Terminations

The chips are supplied with 100% Sn matte plated wrap-around terminations suitable for soldering.

## Performance Data - Standard Range

Test Parameters	Conditions	Maximum change (+0.05R)		
		≥0.05% tolerance 0603 to 2512	Chip size 0402	0.01% tolerance 0603 to 2512
Load life	1000 hours rated load @ 70°C	0.25%	0.5%	0.05%
Humidity	1000 hours @ 40°C, 90 - 95%RH	0.3%	0.3%	0.05%
Short term overload	6.25 x rated Power, or 2 x LEV, for 5 sec	0.5%	0.5%	0.05%
High temperature operation	1000 hours at 125°C	0.25%	0.25%	0.25%
Temperature cycle	5 cycles -55 C, 125°C	0.1%	0.1%	0.05%
Resistance to solder heat	270°C, 10 sec	0.2%	0.2%	0.05%
Solderability	235°C, 2 sec	95% minimum coverage		

## Performance Data - High Power Range/Extended High Power Range

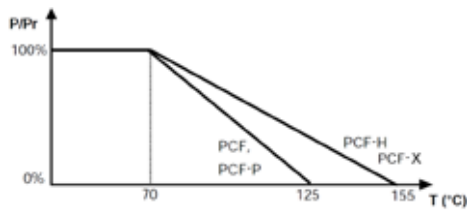
Test Parameters	Conditions	Maximum change (+0.05R)
Load life	1000 hours rated load @ 70°C	0.5%
Humidity	1000hrs @ 40°C, 90 - 95%RH	0.5%
Short term overload	6.25 x rated Power, or 2 x LEV, for 5 sec	0.5%
High temperature operation	1000 hours at 155°C	0.5%
Temperature cycle	5 cycles -55°C, 150°C	0.25%
Resistance to solder heat	270°C, 10 sec	0.2%
Solderability	235°C, 2 sec	95% minimum coverage

## Performance Data - Passivated Range

Test Parameters	Conditions	Maximum change (+0.05R)	
		0603 to 2512	0402
Load life	1000 hours rated load @ 70°C	0.05%	0.25%
Humidity	1000hrs @ 40°C, 90 - 95%RH	0.05%	0.5%
Short term overload	6.25 x rated Power, or 2 x LEV, for 5 sec	0.02%	0.1%
High temperature operation	1000 hours at 125°C	0.05%	0.5%
Temperature cycle	5 cycles -55 C, 125°C	0.02%	0.1%
Resistance to solder heat	270°C, 10 sec	0.02%	0.1%
Solderability	235°C, 2 sec	95% minimum coverage	

## PCF Series

### Derating Curve



### Solderability

The terminations have an electroplated nickel barrier and tin coating. This ensures excellent 'leach' resistance properties and solderability.

### Packaging

PCF Resistors are supplied taped and reeled as per IEC 286-3.

### Application Notes

PCF resistors are ideally suited for handling by automatic methods due to their rectangular shape and the small dimensional tolerances. Electrical connection to a ceramic substrate or to a printed circuit board can be made by reflow or wave soldering of wrap-around terminations.

Wrap-around terminations provide good leach properties and ensure reliable contact. Due to the robust construction, the PCF can be immersed in the solder bath for 30 seconds at 260 C. This enables the resistor to be mounted on one side of a printed circuit board and wire-leaded components applied on the other side.

PCF resistors themselves can operate at a maximum temperature of 125 C (see performance above) (155 C for High Power grades). For soldered resistors, the joint temperature should not exceed 110 C. This condition is met when the stated power levels at 70 C are used.

## Ordering Procedure

Example: PCF0603 at 1.54 kilohms 0.1% and 15ppm/°C taped on a reel of 5000 pieces:

**PCF 0603 - 11 - 1K54 B I**

Type \_\_\_\_\_

Size \_\_\_\_\_

Range \_\_\_\_\_

	Standard
H	High Power
X	Extended Power
P	Passivated

TCR \_\_\_\_\_

13	5ppm/°C	R	25ppm/°C
12	10ppm/°C	02	50ppm/°C
11	15ppm/°C		

Resistance value (IEC62 Code) \_\_\_\_\_

Tolerance \_\_\_\_\_

L	0.01%	C	0.25%
W	0.05%	D	0.5%
B	0.1%		

Packing \_\_\_\_\_

I	0201, 0402	10,000/reel	Standard
	0603, 0805, 1206, 1210	5000/reel	
	2010, 2512	4000/reel	
T1	0402, 0603, 0805, 1206, 2010, 2512	1000/reel	Please enquire to confirm availability of 1000 piece reels

## X-ON Electronics

Largest Supplier of Electrical and Electronic Components

*Click to view similar products for [tt electronics](#) manufacturer:*

Other Similar products are found below :

[L083S392LF](#) [L061S391LF](#) [L091S224LF](#) [L061S220LF](#) [BCN164A562J7](#) [62PR25KLF](#) [CHP1501R00FLF](#) [BCN164AB470J7](#) [898-3-R150K](#)  
[66XR10](#) [66XR200K](#) [66XR2K](#) [66XR50](#) [67WR1MEG](#) [67WR200KLFTB](#) [67ZR200](#) [68WR5K](#) [68XR2MEG](#) [72PXR10K](#) [72XR2.5K](#) [8109](#)  
[82PR25K](#) [84WR10KTR](#) [PWC2512-330RJI](#) [OPB660N](#) [OPB748WZ](#) [OPB842W51Z](#) [OPB870T55](#) [OPI1266](#) [P110KV1-0Y20BR50K](#)  
[P170SP1-FC15AR10K](#) [89XHR10K](#) [L083C101](#) [91XR5K](#) [SML100M12MSF](#) [PFC-W0805LF-03-2870-B](#) [2627](#) [CR200L.5](#) [RC07GF220J](#)  
[RC55LF-D-196R-B-B](#) [3371R5KL.5](#) [HM00-01800](#) [HM71-10220LFTR](#) [3371R5KL.25](#) [L083C122](#) [W23-330RJI](#) [WH25-47RJI](#) [040585XM](#)  
[6679-420-0](#) [OP231](#)