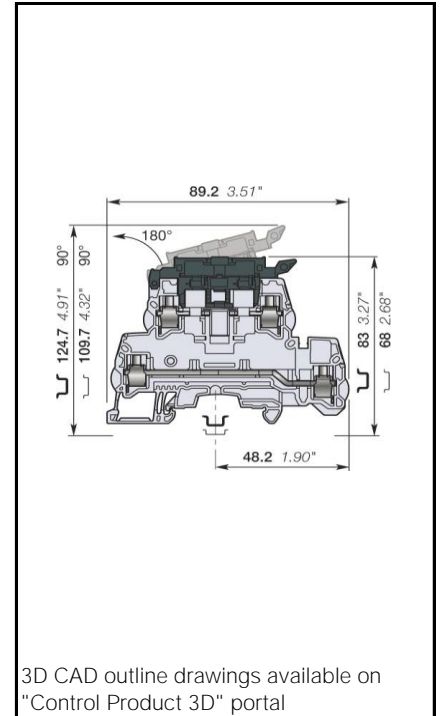


ZS4-D2-SF1 Screw Clamp Terminal Blocks

Double deck with 1 fuse circuit and 1 feed-through circuit

- Save space: connect one complete circuit on a single block featuring fuse and feed-through for the return circuit,
- Protect your circuit with either 5X20 or 5X25 fuse (fuse not supplied with the terminal blocks),
- High performances product: compliant with IEC 60947-7-3 standard and jumper channel for the feed-through circuit.



		4 mm ²
		10 AWG
8 mm 0.315 in Spacing		








Ordering Details

Color	Type	Order Code	EAN Code	Pack ^(ing)	Weight (1 pce) g
Grey, dark grey	ZS4-D2-SF1	1SNK508425R0000	3472595084258	50	27.5

Declarations and Certificates





CE	CB	RoHS	USR		Gost R			
		BV						

Declarations and Certificates

	CE	1SND225098C10*
	CB	1SND161102A02*
	RoHs	1SND230491F02*
	USR	1SND161041A02*
	CSA	1SND161070A02*
	GOST R	1SND161005A11*
	BV	1SND161073A02*

General Information

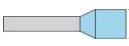
The following information must be strictly adhered to in order to guarantee the terminal block electrical, mechanical and environmental performance.

Protection	IEC 60947-1	IP20	NEMA250				
Rail		TH 35-7.5, TH 35-15					
Wire stripping length		11 mm	0.433 in				
		Screw clamp	Screw rail contact (Maximum value)	Disconnect device			
Operating tool		Flat screwdriver					
Torque		3.5 mm ± 0.1 N.m	0.138 in ± 0.885 lb.in				

Material Specifications

Insulating material	Polyamide
CTI	600 V
Flammability	UL94 V0
	NF F 16101 I2F2
	Needle flame test.C 60615-11-5 Compliant

Connecting capacity per clamp

		Screw clamp		
1 Rigid - Solid / Stranded conductor	Norme	IEC60947-7-3	UL1059	
	Value	0.2 ... 6 mm ²	24 ... 10 AWG	
1 Flexible conductor	Norme	IEC60947-7-3		
	Value	0.22 ... 4 mm ²		
1 Flexible conductor with non insulated ferrule	Norme	Manufacturer data	Manufacturer data	
	Value	0.22 ... 4 mm ²	24 ... 12 AWG	
1 Flexible conductor with insulated ferrule	Norme	Manufacturer data	Manufacturer data	
	Value	0.22 ... 4 mm ²	24 ... 12 AWG	
Gauge		A3-B3	3 mm	
		IEC 60947-1		
Ferrule maximum outer diameter or conductor insulation maximum outer diameter		Manufacturer data	5.5 mm	

The "Connecting capacity with ferrule" data is guaranteed with ABB crimping tool PS-3 (crimping capacity up to 10 mm²).

As part of its on-going product improvement, ABB reserves the right to modify the characteristics or the products described in this document. The information given is not contractual. For further details please contact the ABB company marketing these products in your country.

Multi Connecting capacity per clamp

2 Rigid - Solid / Stranded conductors	Norme	IEC60947-7-3	UL1059	
	Value	0.2 ... 1.5 mm ²	24 ... 16 AWG	
2 Flexible conductors	Norme	IEC60947-7-3		
	Value	0.2 ... 1.5 mm ²		
2 Flexible conductors with twin ferrule	Norme	Manufacturer data	Manufacturer data	
	Value	0.22 ... 1.5 mm ²	24 ... 16 AWG	

Don't mix solid and flexible conductors in the same clamp

Don't mix solid or flexible conductors of different sizes in the same clamp

The "Connecting capacity with ferrule" data is guaranteed with ABB crimping tool PS-3 (crimping capacity up to 10 mm²)

Cross section

Rated cross section	IEC60947-7-3	4 mm ²	UL1059	10 AWG
Maximum Cross section	Manufacturer data	4 mm ²	Manufacturer data	10 AWG

Electrical characteristics

Current

Rated current		IEC60947-7-3	6.3 A
	Field and factory wiring Cat.2	UL 1059	12 A
	Factory wiring Cat.1	UL 1059	
		CSA-C-22.2 n°158	12 A
Maximum Exe current		IEC/EN 60079-7	
Rated short-time withstand current 1 s (I _{cw})		IEC60947-7-3	480 A
Short-time withstand current	0.5 s	Manufacturer data	
	5 s	Manufacturer data	
	10 s	Manufacturer data	
	30 s	Manufacturer data	
	1 min	Manufacturer data	
Rated short-circuit withstand current		CSA-C-22.2 n°158	
Max. current (45° temperature increase) / Max. cross section (mm ²)		Manufacturer data	6.3 A 4 mm ²
Maximum short circuit current (1s)		Manufacturer data	480 A

Short Circuit Current Rating (SCCR) SA UL 1059 supplement

SCCR		UL 1059
With the following configurations:		
Suitable conductor wire range		
Maximum voltage		
Fuse class / Max. amp. Rating		J
		T
		RK1
		RK5
		G
		CC

Voltage

Rated voltage	IEC 60947-1	800 V
Rated voltage	UL 1059	300 V
Use Group	UL 1059	B, C, D
Rated voltage	CSA-C-22.2 n°158	300 V
Rated voltage Ex e	IEC/ EN 60079-7	
Rated impulse withstand voltage	IEC 60947-1	8000 V
Dielectric test voltage	IEC 60947-1	2000 V
Pollution degree	IEC 60947-1	3
Overvoltage category	IEC 60947-1	III

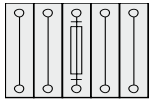
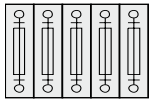
Temperature range

Ambient temperature min/max	Storage	-55 ... +110 °C	-67 ... +230 °F
	Installing	-5 ... +40 °C	-23 ... +104 °F
	Service	-55 ... +110 °C	-67 ... +230 °F

Dissipated power

Maximum dissipated power at rated current	IEC 60947-1
Maximum dissipated power at maximum Exe current	IEC 60079-7

Rated power dissipation at an ambient temperature of 23 °C - IEC 60947-7-3

Separate arrangement / Overload and short-circuit protection	 1 fuse and 4 feed-through blocks	2.5
Separate arrangement / Exclusive short-circuit protection		4
Compound arrangement / Overload and short-circuit protection	 5 fuse blocks	1.6
Compound arrangement / Exclusive short-circuit protection		4

Environmental Characteristics

Additional climatic tests

Dry heat	Conditions	IEC 60068-2 2	Compliant
		Temperature	110 °C
		Duration of test	96 h
Cyclic damp heat	Conditions	IEC 60068-2 30	Compliant
		Temperature	55 °C
		Relative humidity	95 %
		Number of cycles (1 cycle = 24h)	2
Cold	Conditions	IEC 60068-2 1	Compliant
		Temperature	-55 °C
		Duration of test	96 h
Damp heat steady state	Conditions	IEC 60068-2-78	Compliant
		Temperature	40 °C
		Relative humidity	93 %
		Duration of test	96 h

Corrosion

Salt mist	Conditions	IEC 60068-2 11	Compliant
		Duration of test	96 h
		Concentration	5 %
SO ₂	Conditions	ISO 6988	Compliant
		Duration of test	48 h
		Concentration	0.2 dm ³
Flowing mixed gas corrosion test	Conditions	IEC 60068-2 60	Compliant
		Number of the test method	3
		Duration of test	21 j

As part of its on-going product improvement, ABB reserves the right to modify the characteristics or the products described in this document. The information given is not contractual. For further details please contact the ABB company marketing these products in your country.

Vibrations and shocks

Sinusoidal vibrations		IEC 60068-2-6	Compliant
	Conditions	Frequency range	5 ... 100 Hz
		Number of cycles	1
		Acceleration	7 m/s ²
Functional random vibrations		IEC 61373	
Category 1 Class B 3 axes	Conditions	Duration of test	
		Frequency range	
		Acceleration	
Long life testing at increased random vibrations		IEC 61373	
Category 1 Class B 3 axes	Conditions	Duration of test	
		Frequency range	
		Acceleration	
Shock		IEC 61373	
Category 1 Class B 3 axes	Conditions	Duration of test	
		Acceleration	

ZS4-D2-SF1 Terminal Block Accessories Compatibility

Some accessories may modify the terminal block's rating. See complete information in the accessories catalog page.

Description	Type	Order Code	Pack ^(ing) pieces	Weight g (1 pce)
1 End Stops	BAZH1	1SNK900102R0000	20	23.90
2 End Sections	ES4-D2-SF1	1SNK508911R0000	20	5
3 Jumper Bars	JB8-2	1SNK908302R0000	50	2.70
	JB8-3	1SNK908303R0000	50	4.10
	JB8-4	1SNK908304R0000	50	5.60
	JB8-5	1SNK908305R0000	40	7.00
	JB8-10	1SNK908310R0000	20	14.20
4 Lateral Jumper Bars	PC81-10	1SNA173523R1100	10	5.00
5 Test Adapters	TP2	1SNK900203R0000	20	1.73
	TP4	1SNK900205R0000	20	2.41
6 Test Connectors	TC5	1SNK900200R0000	10	5.23
	TC5-R1	1SNK900201R0000	10	5.23
7 Spacers	ES-TC8	1SNK900104R0000	10	1.35
8 Mounting Rails	PR3.G2	1SNA164800R0300	2	
	PR4	1SNA168500R1200	2	915.00
	PR5	1SNA168700R2200	2	
	PR30	1SNA173220R0500	2	328.00
	PR3.Z2	1SNA174300R1700	2	
9 Tools	PR50	1SNA178529R0400	2	1 288.00
	PS-3	1SNK900650R0000	1	380.00
10 Terminal Block Markers	MC512	1SNK140000R0000	22	9.00
	MC512-YL	1SNK140004R0000	22	9.00
	MC512PA	1SNK149999R0000	20	10.00
	MC612	1SNK150000R0000	22	10.00
	MC612-YL	1SNK150004R0000	22	10.00
	MC612PA	1SNK159999R0000	20	11.00
	MC812	1SNK160000R0000	22	10.00
	MC812-YL	1SNK160004R0000	22	10.00
	MC812PA	1SNK169999R0000	20	14.00
	UMH	1SNK900611R0000	10	0.20
	PROCAP8	1SNK900613R0000	20	1.00
	SAT8	1SNK900616R0000	5	6.00
	SAT	1SNK900623R0000	5	6.00

As part of its on-going product improvement, ABB reserves the right to modify the characteristics or the products described in this document. The information given is not contractual. For further details please contact the ABB company marketing these products in your country.

Contact us

ABB France
Low Voltage Products Division
Export Department
10, rue Ampère Z.I. - B.P. 114
F-69685 Chassieu cedex / France
Tel. +33 (0)4 7222 1722
Fax +33 (0)4 7222 1935

Note

We reserve the right to make technical changes or modify the contents of this document without prior notice. With regard to purchase orders, the agreed particulars shall prevail. ABB does not accept any responsibility whatsoever for potential errors or possible lack of information in this document.

We reserve all rights in this document and in the subject matter and illustrations contained therein. Any reproduction, disclosure to third parties or utilization of its contents – in whole or in parts – is forbidden without prior written consent of ABB.

Copyright© 2011 ABB
All rights reserved

1SNK162035D0201 - PDF

X-ON Electronics

Largest Supplier of Electrical and Electronic Components

Click to view similar products for [Other Tools](#) category:

Click to view products by [Entrelec](#) manufacturer:

Other Similar products are found below :

[CR-05FL7--150R](#) [CR-05FL7--698K](#) [899-2-KT46](#) [899-5-KT46](#) [CR-0AFL4--332K](#) [CR-12FP4--260R](#) [CRCW04021100FRT7](#)
[CRCW04021961FRT7](#) [5800-0090](#) [CRCW04024021FRT7](#) [CRCW040254R9FRT7](#) [CRCW0603102JRT5](#) [59065-5](#) [00-8273-RDPP](#) [00-8729-](#)
[WHPP](#) [593033](#) [593058](#) [593072](#) [593564100](#) [593575](#) [593591](#) [593593](#) [011349-000](#) [CRCW08052740FRT1](#) [LUC-012S070DSM](#) [LUC-](#)
[018S070DSP](#) [599-2021-3-NME](#) [599-JJ-2021-03](#) [00-5080-YWPP](#) [5E4750/01-20R0-T/R](#) [LW1A-L1-GL](#) [LW1A-P1-GD](#) [LW1L-A1C10V-GL](#)
[LW1L-M1C70-A](#) [0202-0173](#) [00-9089-RDPP](#) [00-9300-RDPP](#) [CRCW2010331JR02](#) [01-1003W-8/32-10](#) [601-GP-08-KT39](#) [601-JJ-06](#) [601-SPB](#)
[601YSY](#) [602-JJ-03](#) [602SPB](#) [602Z](#) [603-JJ-07-FP](#) [603-JJY-04](#) [604J](#) [604-JJ-05](#)