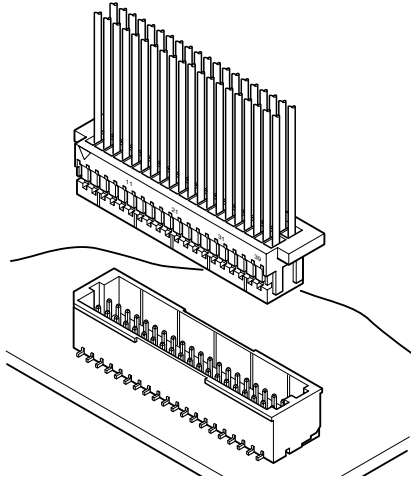


SHD CONNECTOR

1.0mm pitch/Disconnectable Crimp style connectors



The SHD connector is compact with a mounting height of 6.3mm for top entry type and 5.5mm for side entry type, and a width of 5.0mm for top entry type and 5.1mm for side entry type.

- Compact, low profile design
- Anti-misinsertion feature
- Receptacles with protrusions
- Header designed for vacuum pick and place robotics

Specifications

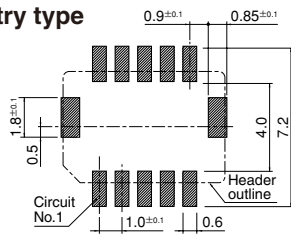
- Current rating: 1.0A AC, DC (AWG #28)
 - Voltage rating: 50V AC, DC
 - Temperature range: -25°C to +85°C
(including temperature rise in applying electrical current)
 - Contact resistance: Initial value/20m Ω max.
After environmental testing/40m Ω max.
 - Insulation resistance: 100M Ω min.
 - Withstanding voltage: 500V AC/minute
 - Applicable wire: Conductor size/AWG #32 to #28
Insulation O.D./0.4 to 0.8mm
- * Compliant with RoHS.
* Refer to "General Instruction and Notice when using Terminals and Connectors" at the end of this catalog.
* Contact JST for details.

Standards

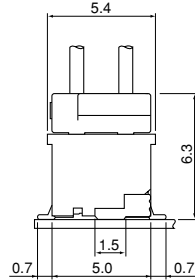
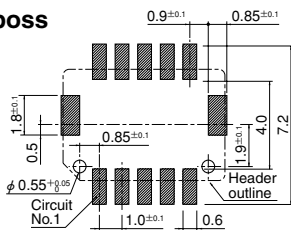
- Ⓜ Recognized E60389
- Ⓢ Certified LR20812

PC board layout (viewed from component side) and Assembly layout

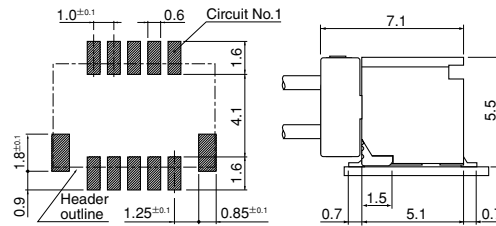
Top entry type



with a boss

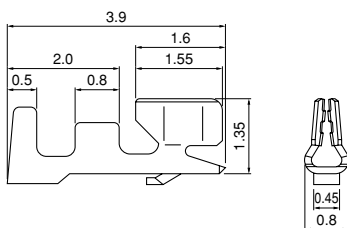


Side entry type



- Note: 1. Tolerances are non-cumulative: ±0.05mm for all centers.
2. The dimensions above should serve as a guideline. Contact JST for details.

Contact



| Model No. | Applicable wire | | | Q'ty / reel |
|----------------|-----------------|-------|----------------------|-------------|
| | mm ² | AWG# | Insulation O.D. (mm) | |
| SSH-003GA-P0.2 | 0.032~0.08 | 32~28 | 0.4~0.8 | 23,000 |

Material and Finish

Phosphor bronze, nickel-undercoated, Mating part: gold-plated

RoHS compliance

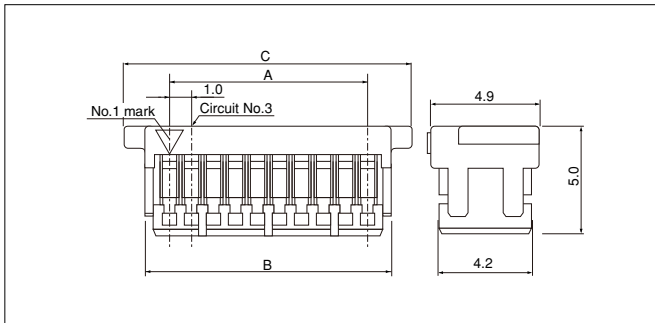
Note: Contact JST for tin-plated products.

| Contact | Crimping machine | Applicator | | |
|----------------|------------------|------------------|-----------------|----------------------------|
| | | Crimp applicator | Dies | Crimp applicator with dies |
| SSH-003GA-P0.2 | AP-K2N | MKS-L-10-3 | MK/SSH/L-003-02 | APLMK SSH/L003-02 |
| | | *MKS-SC | SC/SSH/L-003-02 | APLSC SSH/L003-02 |

Note: *Strip-crimp applicator
Contact JST for applicable wires in case that it is not usable due to wire size.

SHD CONNECTOR

Housing



| Circuits | Model No. | Dimensions (mm) | | | Q'ty / box |
|----------|---------------------|-----------------|------|------|------------|
| | | A | B | C | |
| 20 | SHDR-20V-S-B | 9.0 | 11.2 | 13.0 | 4,000 |
| 30 | SHDR-30V-S-B | 14.0 | 16.2 | 18.0 | 4,000 |
| 40 | SHDR-40V-S-B | 19.0 | 21.2 | 23.0 | 2,000 |
| 50 | SHDR-50V-S-B | 24.0 | 26.2 | 28.0 | 2,000 |

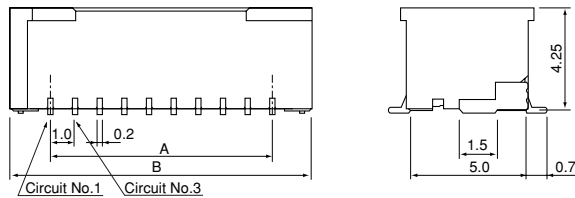
Material

PBT, UL94V-0, natural (white)

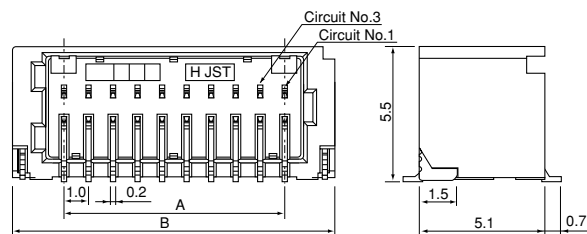
RoHS compliance

Shrouded header

Top entry type



Side entry type



| Circuits | Model No. | Dimensions (mm) | | Q'ty / reel |
|----------|------------------------|-----------------|------|-------------|
| | | A | B | |
| 20 | BM20B-SRDS-G-TF | 9.0 | 12.3 | 1,500 |
| 30 | BM30B-SRDS-G-TF | 14.0 | 17.3 | 1,500 |
| 40 | BM40B-SRDS-G-TF | 19.0 | 22.3 | 1,500 |
| 50 | BM50B-SRDS-G-TF | 24.0 | 27.3 | 1,500 |

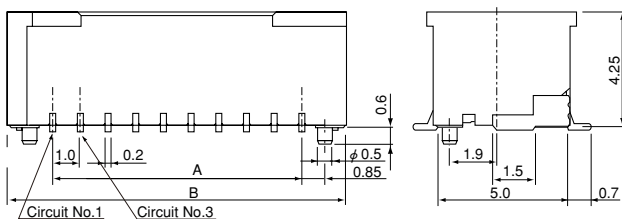
| Circuits | Model No. | Dimensions (mm) | | Q'ty / reel |
|----------|------------------------|-----------------|------|-------------|
| | | A | B | |
| 20 | SM20B-SRDS-G-TF | 9.0 | 13.1 | 1,250 |
| 30 | SM30B-SRDS-G-TF | 14.0 | 18.1 | 1,250 |
| 40 | SM40B-SRDS-G-TF | 19.0 | 23.1 | 1,250 |
| 50 | SM50B-SRDS-G-TF | 24.0 | 28.1 | 1,250 |

Material and Finish

Header contact: Phosphor bronze, nickel-undercoated, gold-plated
 Wafer: PA, UL94V-0, natural (ivory)
 Solder tab: Brass, copper-undercoated, tin-plated (reflow treatment)

RoHS compliance This product displays (LF)(SN) on a label.
 Note: 1. The products listed above are supplied on embossed-tape.
 2. Contact JST for the headers with tin-plated pins.
 3. Contact JST for the top entry type headers with suction cap.

Top entry type with a boss



| Circuits | Model No. | Dimensions (mm) | | Q'ty / reel |
|----------|--------------------------|-----------------|------|-------------|
| | | A | B | |
| 20 | BM20B-SRDS-A-G-TF | 9.0 | 12.3 | 1,250 |
| 30 | BM30B-SRDS-A-G-TF | 14.0 | 17.3 | 1,250 |
| 40 | BM40B-SRDS-A-G-TF | 19.0 | 22.3 | 1,250 |
| 50 | BM50B-SRDS-A-G-TF | 24.0 | 27.3 | 1,250 |

Material and Finish

Header contact: Phosphor bronze, nickel-undercoated, gold-plated
 Wafer: PA, UL94V-0, natural (ivory)
 Solder tab: Brass, copper-undercoated, tin-plated (reflow treatment)

RoHS compliance This product displays (LF)(SN) on a label.
 Note: 1. The products listed above are supplied on embossed-tape.
 2. Contact JST for the headers with tin-plated pins.

X-ON Electronics

Largest Supplier of Electrical and Electronic Components

Click to view similar products for [Terminals](#) category:

Click to view products by [JST](#) manufacturer:

Other Similar products are found below :

[HT-13-10](#) [71M-250-32-NB](#) [01-2065-1-0216](#) [00581P0075](#) [M10-10RX](#) [M10BCK](#) [60205-1](#) [604200-1](#) [60598-1-CUT-TAPE](#) [60617-1-C](#) [60873-1](#) [M14-516R/SK](#) [M14-6RSX](#) [M18-10FLX](#) [M18-8FBX](#) [M18-8R/LX](#) [M18BCK](#) [61314-6-C](#) [61-S](#) [61-SN-A](#) [62149-1](#) [62-NBM-A](#) [63-S](#) [640179-1](#) [640917-2-CUT-TAPE](#) [6501550002](#) [66107-2-C](#) [66107-4-C](#) [696683-1](#) [696834-1](#) [696861-1](#) [696931-1](#) [696999-1](#) [M8-516RK](#) [M86700006](#) [MA250DMFMX-A](#) [701-2007](#) [701-2307](#) [701-7761-03](#) [70F-110-32-PB](#) [718-N-A](#) [71M-187-20-NBL](#) [71M-250-32-NBL](#) [72F-187-20-NBL](#) [72M-250-32-NBL](#) [7310](#) [73F-250-32](#) [73F-250-32-NBL](#) [73F-250-32-NL](#) [F-1M](#)