

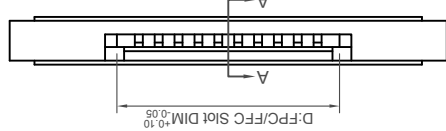
REV	C	DATE	09/05/14
DETAIL	FFC2B05	C P/N	
By	AJO		

Solder Profile: Peak Temp 260°C (+0/-5°C) Maximum (5 seconds)
 Operating Temperature: -20°C to +80°C 工作温度: -20° to +80°
 Contact Resistance: 40 mΩ Max.: 连接阻抗: 40 毫欧
 Insulation Resistance: 50 MΩ Min. 250V DC
 for 1 minute between adjacent terminal
 绝缘阻抗: 50MΩ, 250V DC 于相邻端子1分钟
 between adjacent terminal, no breakdown
 电介质强度: 250V AC于相邻端子, 1分钟, 无损害
 Voltage Rating (Max.): 50V AC/DC 最大额定电压 50V AC/DC
 Current Rating (Max.): 0.4A AC/DC 最大额定电流 0.4A AC/DC
 Dielectric Strength: 250V AC for 1 minute
 between adjacent terminal, no breakdown
 Electrical 电气规格:

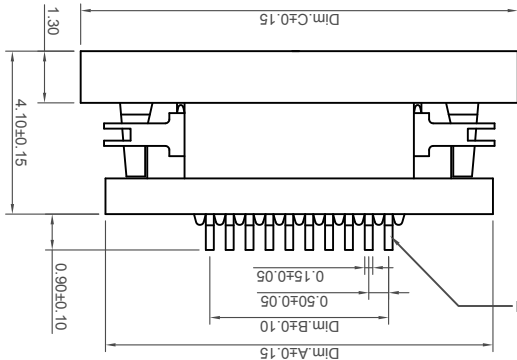
Durability: 20 Cycles
 Mechanical

Fitting Nail: Brass, tin plated 黄铜, 镀锡
 (b) Underplating: Nickel-plated all over
 Finish (a) Contact Plating: see ordering grid
 Contact: Phosphor Bronze 磷青铜
 Actuator: LCP (UL 94V-0), Black
 Housing Material: High-Temp Plastic LCP (UL 94V-0), White 高温塑胶

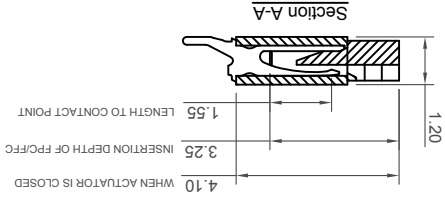
Material 物料规格:



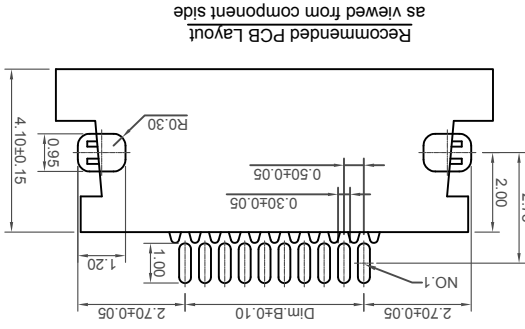
Front View



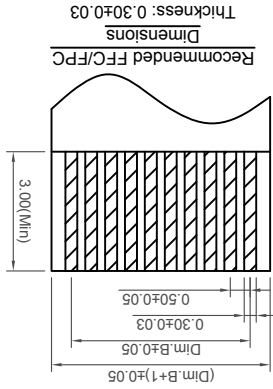
Top View



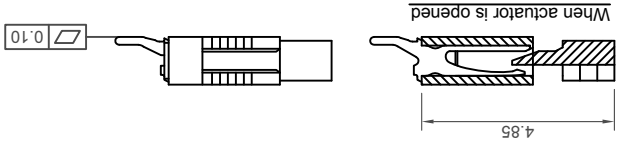
Side Views



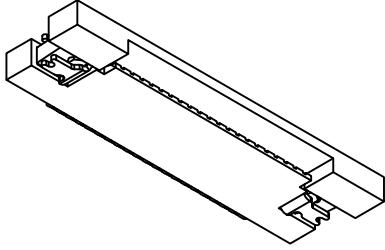
Recommended PCB Layout
 as viewed from component side



Recommended FFC/FPC
 Dimensions



When actuator is opened



Ordering Grid
 FFC2B05 = XX = X
 Request Samples and Quotation
 Contact Plating
 = Tin Plating over all
 = Gold Flash over all
 reel qty=2000pcs, MOQ 3 reels
 (Standard) - reel qty=2000pcs
 (see dimension table)

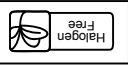
Pin No.	Dim.A	Dim.B	Dim.C	Dim.D
* 6	7.75	2.50	9.00	3.60
* 7	8.25	3.00	9.50	4.10
* 8	8.75	3.50	10.00	4.60
* 9	9.25	4.00	10.50	5.10
* 10	9.75	4.50	11.00	5.60
* 11	10.25	5.00	11.50	6.10
* 12	10.75	5.50	12.00	6.60
* 13	11.25	6.00	12.50	7.10
* 14	11.75	6.50	13.00	7.60
* 15	12.25	7.00	13.50	8.10
* 16	12.75	7.50	14.00	8.60
* 17	13.25	8.00	14.50	9.10
* 18	13.75	8.50	15.00	9.60
* 19	14.25	9.00	15.50	10.10
* 20	14.75	9.50	16.00	10.60
* 21	15.25	10.00	16.50	11.10
* 22	15.75	10.50	17.00	11.60
* 23	16.25	11.00	17.50	12.10
* 24	16.75	11.50	18.00	12.60
* 25	17.25	12.00	18.50	13.10
* 26	17.75	12.50	19.00	13.60
* 27	18.25	13.00	19.50	14.10
* 28	18.75	13.50	20.00	14.60
* 29	19.25	14.00	20.50	15.10
* 30	19.75	14.50	21.00	15.60
* 31	20.25	15.00	21.50	16.10
* 32	20.75	15.50	22.00	16.60
* 33	21.25	16.00	22.50	17.10
* 34	21.75	16.50	23.00	17.60
* 35	22.25	17.00	23.50	18.10
* 36	22.75	17.50	24.00	18.60
* 37	23.25	18.00	24.50	19.10
* 38	23.75	18.50	25.00	19.60
* 39	24.25	19.00	25.50	20.10
* 40	24.75	19.50	26.00	20.60
* 41	25.25	20.00	26.50	21.10
* 42	25.75	20.50	27.00	21.60
* 43	26.25	21.00	27.50	22.10
* 44	26.75	21.50	28.00	22.60
* 45	27.25	22.00	28.50	23.10
* 46	27.75	22.50	29.00	23.60
* 47	28.25	23.00	29.50	24.10
* 48	28.75	23.50	30.00	24.60
* 49	29.25	24.00	30.50	25.10
* 50	29.75	24.50	31.00	25.60

* = Tooled Parts

Please contact GCT for non-tooled parts

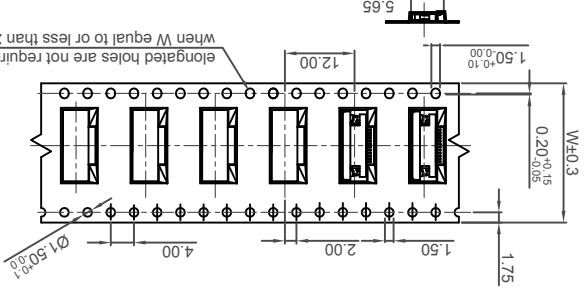
Non-tooled MOQ 10k pcs

Tolerances	(Except as noted)
Part Number:-	FFC2B05
Date:-	19 MAY 10
Dimensions in mm	X X ± 2° X X X ± 1° X X X ± 0.15 X X X X ± 0.10
Description:-	FPC 0.5mm Pitch Side Entry, Top Contact, SMT, HEIGHT=1.2mm, ZIF, SLIDE TYPE
© THIS DRAWING IS CONFIDENTIAL AND MUST NOT BE COPIED OR DISCLOSED WITHOUT WRITTEN CONSENT	
Scale	NTS
Revision	C
Material	See Note
Drawn by	PKN
E & OE	1/2
Sheet No.	8



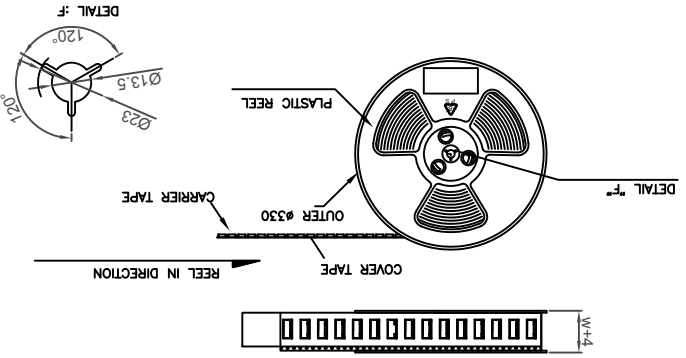
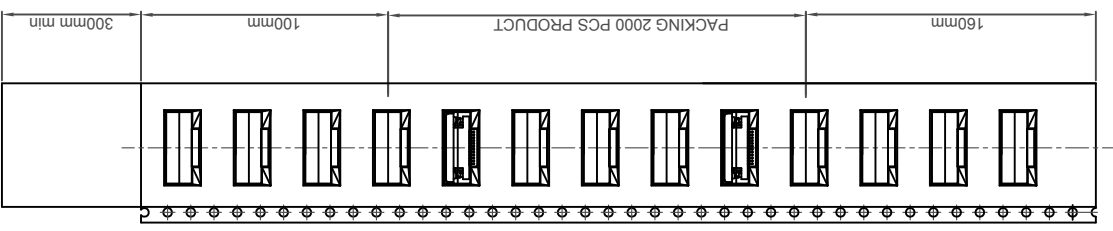
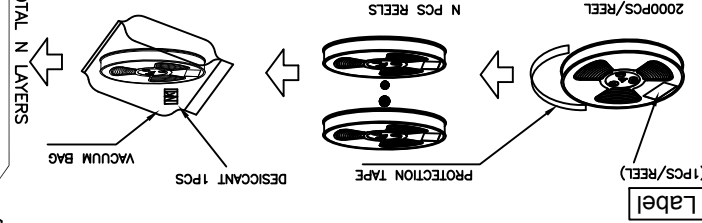
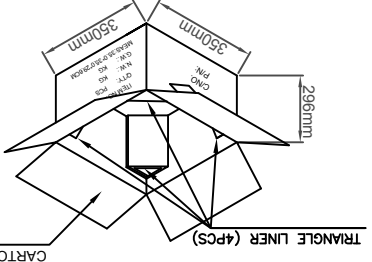
GCT
 www.gct.co

REV	C	DATE	09/05/14
DETAIL	FFC2B05	C P/N	
By	AJO		

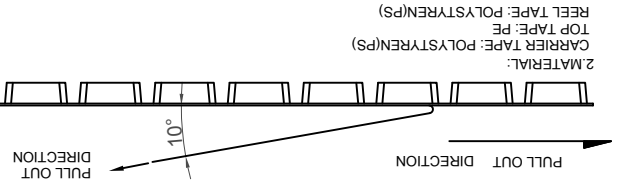


PART NAME	W	PCS/REEL	REEL/CARTON	TOTAL	CARTON
4~5PIN	18.0	2000PCS	10PCS	2000PCS	350*350*296mm
6~19PIN	24.0	2000PCS	7PCS	14000PCS	350*350*296mm
20~31PIN	32.0	2000PCS	6PCS	12000PCS	350*350*296mm
32~54PIN	44.0	2000PCS	5PCS	10000PCS	350*350*296mm
55~60PIN	56.0	2000PCS	4PCS	8000PCS	350*350*296mm

PACKING INFORMATION:

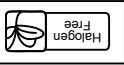


NOTE:
 1. PEELING OFF FORCE OF TOP TAPE:40-80g
 (PEELING DIRECTION AS SHOWN IN FOLLOWING FIG.)
 THIS REQUIREMENT SHOULD BE APPLIED AT SHIPMENT.
 PEEL OFF SHOULD NOT BE ALLOWED, DURING TRANSPORTATION.



2. MATERIAL:
 CARRIER TAPE: PE
 POLYSTYREN(PS)
 TOP TAPE: PE
 POLYSTYREN(PS)
 REEL TAPE: POLYSTYREN(PS)

Tolerances (Except as noted)	Part Number:- FFC2B05	Date:- 19 MAY 10
Dimensions in mm	Description:- FPC 0.5mm PITCH SIDE ENTRY, TOP CONTACT, SMT, HEIGHT=1.2mm, ZIF, SLIDE TYPE	
X ± 0.50	X ± 2°	
X ± 0.30	X ± 1°	
X ± 0.20	X ± 0.5°	



THIS DRAWING IS CONFIDENTIAL AND MUST NOT BE
 COPIED OR DISCLOSED WITHOUT WRITTEN CONSENT

Scale	NTS	Revision	C
Material	See Note	Material	
Drawn by	E & OE	Drawn by	
Sheet No.	2/2	Sheet No.	

GCT
 www.gct.co

X-ON Electronics

Largest Supplier of Electrical and Electronic Components

Click to view similar products for [FFC & FPC Connectors](#) category:

Click to view products by [GCT](#) manufacturer:

Other Similar products are found below :

[HFW11R-1STE1H1LF](#) [FH29B-100S-0.2SHW\(99\)](#) [FA5S008HP1](#) [FH29B-120S-0.2SHW\(99\)](#) [FH29B-80S-0.2SHW\(99\)](#) [FHS-16](#) [FPH-2022G](#)
[52610-1075](#) [52610-1275](#) [52610-1934](#) [XF3M\(1\)-1415-1B-R100](#) [501864-3091-TR225](#) [0525594033](#) [086210010340800](#) [086222026001800](#)
[52271-2869-CUT-TAPE](#) [62674-201121DLF](#) [62684-36210E9ALF](#) [52610-1675](#) [52746-1671-TR250](#) [10051922-2810EHLF](#) [6-520415-9](#)
[BD021-09A-A1-0350-0200-0550-LD](#) [SFV6R-1STE9HLF](#) [XF3M-2915-1B-R100](#) [1658549-1](#) [62674-221121ALF](#) [46214008010800](#)
[046298003000883](#) [151660622](#) [842-816-2630-035](#) [AYF530665TA](#) [AYF351525](#) [046296011930846+](#) [AYF352325A](#) [046254020000800+](#)
[FH19C-13S-0.5SH\(99\)](#) [FH39J-51S-0.3SHW\(99\)](#) [AYF355125A](#) [AYF530365TA](#) [FH29B-44S-0.2SHW\(99\)](#) [SFW5R-2STAE9LF](#) [AYF351125A](#)
[AYF350725A](#) [62684-502100AHLF](#) [FH39-61S-0.3SHW\(99\)](#) [AYF414035A](#) [10064555-172520HLF](#) [AYF212335A](#) [504754-2500](#)