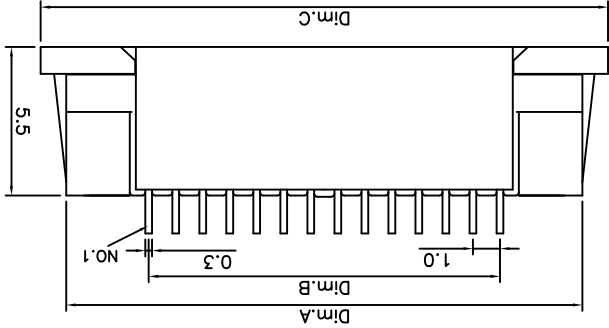
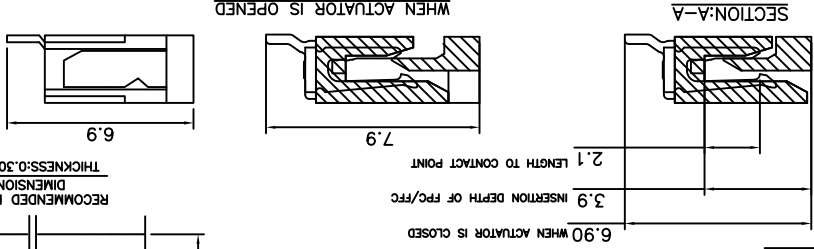


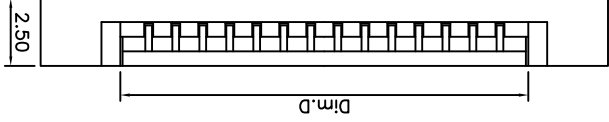
RECOMMENDED PCB LAYOUT
AS VIEWED FROM COMPONENT SIDE



TOP VIEW



SIDE VIEWS



FRONT VIEW

Material 物料规格: High-Temp Plastic LCP (UL 94V-0), White 高温塑胶

Housing Material: LCP (UL 94V-0), Black

Contact: Phosphor Bronze 磷青铜

Finish (a) Contact Plating: see ordering grid

(b) Underplating: Nickel-plated all over

Fitting Nail: Brass, tin plated 黄铜, 镀锡

Mechanical

Durability: 20 Cycles

Electrical 电气规格:

Voltage Rating (Max.): 50V AC/DC 最大额定电压 50V AC/DC

Current Rating (Max.): 0.4A AC/DC 最大额定电流 0.4A AC/DC

Dielectric Strength: 500V AC for 1 minute

Insulation Resistance: 50 MΩ Min. 250V DC

电介质强度: 500V AC于相邻端子, 1分钟, 无损害

between adjacent terminal, no breakdown

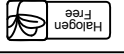
绝缘电阻: 50MΩ, 250V DC 于相邻端子1分钟

Contact Resistance: 40 mΩ Max. 连接电阻: 40 毫欧

Operating Temperature: -25°C to +85°C 工作温度: -25° to +85°

Solder Profile: Peak Temp 260°C (+0/-5°C) Maximum (5 seconds)

DATE	25/05/10
REV	A
DETAIL	RELEASE
By	PKN



Tolerances (Except as noted)	Dimensions in mm
	X.X ± 2°
	X.XX ± 0.15
	X.XXX ± 0.10
Third Angle Projection	

Part Number:-	FFC3B10
Date:-	25 MAY 10
Description:-	FPC 1.0mm PITCH SIDE ENTRY, TOP CONTACT, SMT, HEIGHT=2.5mm, ZIF, SLIDE TYPE
THIS DRAWING IS CONFIDENTIAL AND MUST NOT BE COPIED OR DISCLOSED WITHOUT WRITTEN CONSENT	

GCT

Scale	NTS
Revision	A
Material	See Note
Drawn By	PKN
E & OE	
Sheet No.	1/2
www.globalconnectortech.com	

Please contact GCT for non-tooled parts

* = Tooled Parts

Pin No.	Dim.A	Dim.B	Dim.C	Dim.D
* 4	9.10	3.00	11.00	5.10
* 5	10.10	4.00	12.00	6.10
* 6	11.10	5.00	13.00	7.10
* 7	12.10	6.00	14.00	8.10
* 8	13.10	7.00	15.00	9.10
* 9	14.10	8.00	16.00	10.10
* 10	15.10	9.00	17.00	11.10
* 11	16.10	10.00	18.00	12.10
* 12	17.10	11.00	19.00	13.10
* 13	18.10	12.00	20.00	14.10
* 14	19.10	13.00	21.00	15.10
* 15	20.10	14.00	22.00	16.10
* 16	21.10	15.00	23.00	17.10
* 17	22.10	16.00	24.00	18.10
* 18	23.10	17.00	25.00	19.10
* 19	24.10	18.00	26.00	20.10
* 20	25.10	19.00	27.00	21.10
* 21	26.10	20.00	28.00	22.10
* 22	27.10	21.00	29.00	23.10
* 23	28.10	22.00	30.00	24.10
* 24	29.10	23.00	31.00	25.10
* 25	30.10	24.00	32.00	26.10
* 26	31.10	25.00	33.00	27.10
* 27	32.10	26.00	34.00	28.10
* 28	33.10	27.00	35.00	29.10
* 29	34.10	28.00	36.00	30.10
* 30	35.10	29.00	37.00	31.10

Ordering Grid
FFC3B10
XX
X
REQUEST SAMPLES AND QUOTATION

Contact Plating

Tin Plating over all (Standard) - reel qty=1500pcs

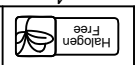
G=Gold Flash over all - reel qty=1500pcs, MOQ 4 reels

No. of Contacts

04 - 30

(see dimension table)

By	PKN
DETAIL	RELEASE
REV	A
DATE	25/05/10



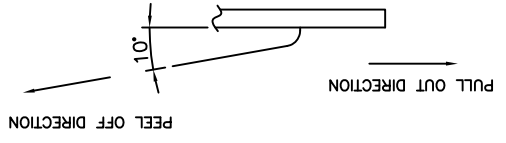
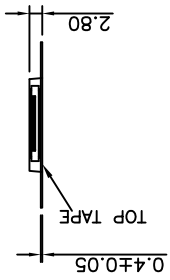
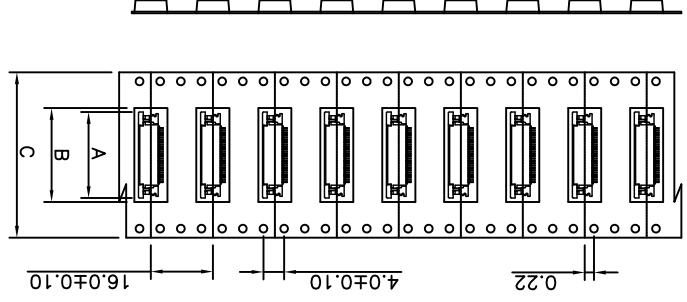
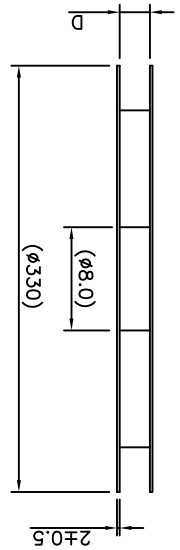
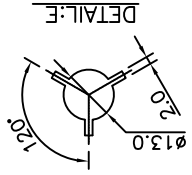
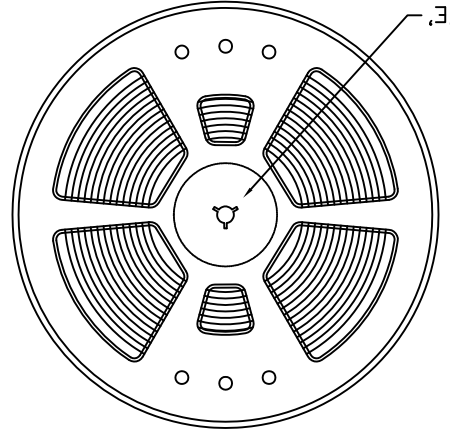
Tolerances	(Except as noted)
Dimensions in mm	
Description:	
	X.X ± 0.30
	X.X ± 2°
	X.XX ± 1°
	X.XX ± 0.20
	X.XXX ± 0.10

Part Number:-	FCC3B10
Date:-	25 MAY 10
THIS DRAWING IS CONFIDENTIAL AND MUST NOT BE COPIED OR DISCLOSED WITHOUT WRITTEN CONSENT	
Scale	NTS
Revision	A
Material	See Note
Drawn by	PKN
E & OE	22
Sheet No.	22

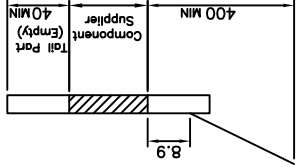
GCT

www.globalconnectortechnology.com

PIN NO.	DIM.A	DIM.B	DIM.C	DIM.D
4P	11.5			
5P	12.5			
6P	13.5			
7P	14.5			
8P	15.5			
9P	16.5			
10P	17.5			
11P	18.5			
12P	19.5			
13P	20.5			
14P	21.5			
15P	22.5			
16P	23.5			
17P	24.5			
18P	25.5			
19P	26.5			
20P	27.5			
21P	28.5			
22P	29.5			
23P	30.5			
24P	31.5			
25P	32.5			
26P	33.5			
27P	34.5			
28P	35.5			
29P	36.5			
30P	37.5			
	24	32	44	56
	24.5	32.5	44.5	56.5



4. Peeling off force of top tape
 0.1N~0.7N(10.2gf~71.4gf)
 (Peeling direction as shown in following fig)



- NOTES:
- Number of Connectors: 1500 Pcs/Reel
 - Material: Carrier Tape:PET,PE,PEF Reel:PS
 - Lead Tape Length: 400 MIN

X-ON Electronics

Largest Supplier of Electrical and Electronic Components

Click to view similar products for [FFC & FPC Connectors](#) category:

Click to view products by [GCT manufacturer](#):

Other Similar products are found below :

[HFW11R-1STE1H1LF](#) [FH29B-100S-0.2SHW\(99\)](#) [FA5S008HP1](#) [FH29B-120S-0.2SHW\(99\)](#) [FH29B-80S-0.2SHW\(99\)](#) [FHS-16](#) [FPH-2022G](#)
[52610-1075](#) [52610-1275](#) [52610-1934](#) [XF3M\(1\)-1415-1B-R100](#) [501864-3091-TR225](#) [0525594033](#) [086210010340800](#) [086222026001800](#)
[52271-2869-CUT-TAPE](#) [62674-201121DLF](#) [62684-36210E9ALF](#) [52610-1675](#) [52746-1671-TR250](#) [10051922-2810EHLF](#) [6-520415-9](#)
[BD021-09A-A1-0350-0200-0550-LD](#) [SFV6R-1STE9HLF](#) [XF3M-2915-1B-R100](#) [1658549-1](#) [62674-221121ALF](#) [46214008010800](#)
[046298003000883](#) [151660622](#) [842-816-2630-035](#) [AYF530665TA](#) [AYF351525](#) [046296011930846+](#) [AYF352325A](#) [046254020000800+](#)
[FH19C-13S-0.5SH\(99\)](#) [FH39J-51S-0.3SHW\(99\)](#) [AYF355125A](#) [AYF530365TA](#) [FH29B-44S-0.2SHW\(99\)](#) [SFW5R-2STAE9LF](#) [AYF351125A](#)
[AYF350725A](#) [62684-502100AHLF](#) [FH39-61S-0.3SHW\(99\)](#) [AYF414035A](#) [10064555-172520HLF](#) [AYF212335A](#) [504754-2500](#)