



# TOPJOB® S Through/Ground Conductor/Shield and Ex Terminal Blocks 6 (10) mm<sup>2</sup> 2006 Series


## PUSH-IN CAGE CLAMP®

0.5 ... 6 (10) mm <sup>2</sup> ① 800 V/8 kV/3 ② I <sub>N</sub> 41 A (57 A)	AWG 20 ... 8 600 V, 50 A ④ 600 V, 50 A ⑤	0.5 ... 6 (10) mm <sup>2</sup> ① 800 V/8 kV/3 ② I <sub>N</sub> 41 A (57 A)	AWG 20 ... 8 600 V, 50 A ④ 600 V, 50 A ⑤
Terminal block width 7.5 mm / 0.295 in. 13 ... 15 mm / 0.55 in. ③		Terminal block width 7.5 mm / 0.295 in. 13 ... 15 mm / 0.55 in. ③	



- ① Conductor sizes: 0.5 mm<sup>2</sup> ... 10 mm<sup>2</sup> "s + f-st"; Push-in conductor sizes: 1 mm<sup>2</sup> ... 10 mm<sup>2</sup> "s" and 1.5 mm<sup>2</sup> ... 6 mm<sup>2</sup> "insulated ferrule, 12 mm"
- ② 800 V = rated voltage  
8 kV = rated surge voltage  
3 = pollution degree  
(see Section 14)
- ③ Strip length, see packaging or instructions.
- ④ Suitable for Ex i applications
- ⑤ Suitable for Ex e II applications  
550 V, 38 A for 2-conductor terminal blocks  
550 V, 36 A for 3-conductor terminal blocks  
Jumper 33 A  
(see Section 14)
- ⑥ See application notes for:  
Ex e/Ex i separator plate, page 19  
Step-down jumper, page 23  
Star point jumper, page 103  
TOPJOB® S connector, page 98

Item No.	Pack. Unit	Item No.	Pack. Unit
<b>2-conductor through terminal block</b>		<b>3-conductor through terminal block</b>	
gray ⑤ 2006-1201 ⑤	50	gray ⑤ 2006-1301 ⑤	25
blue ⑤ 2006-1204 ④ ⑤	50	blue ⑤ 2006-1304 ④ ⑤	25
orange ⑤ 2006-1202 ⑤	50	orange ⑤ 2006-1302 ⑤	25
<b>2-conductor ground terminal block</b>		<b>3-conductor ground terminal block</b>	
green-yellow ⑤ 2006-1207 ⑤	50	green-yellow ⑤ 2006-1307 ⑤	25
<b>2-conductor shield terminal block</b>			
white ⑤ 2006-1208 ⑤	50		




Lockout cap for covering unused clamping units of 2006 Series TOPJOB® S terminal blocks.

Item-Specific Accessories		Item-Specific Accessories	
<b>End and intermediate plate, 1 mm thick</b>		<b>End and intermediate plate, 1 mm thick</b>	
orange 2006-1292 100 (4x25)		orange 2006-1392 100 (4x25)	
gray 2006-1291 100 (4x25)		gray 2006-1391 100 (4x25)	
<b>Separator, oversized, 2 mm thick</b>		<b>Separator, oversized, 2 mm thick</b>	
orange 2006-1294 100 (4x25)		orange 2006-1394 100 (4x25)	
gray 2006-1293 100 (4x25)		gray 2006-1393 100 (4x25)	

### 2006 Series Accessories

Appropriate marking systems: WMB/Marking strips  
(see Section 13)

<b>Ex e/Ex i separator, orange,</b> ⑥ 3 mm thick 120 mm 209-191 50 (2x25)	<b>Step-down jumper, insulated,</b> ⑥ I <sub>N</sub> 32 A light gray 2006-499 50 (2x25)
<b>Push-in type jumper bar, insulated,</b> I <sub>N</sub> 41 A, light gray 2-way 2006-402 50 (2x25) 3-way 2006-403 50 (2x25) 4-way 2006-404 50 (2x25) 5-way 2006-405 50 (2x25)	<b>Protective warning marker,</b> with high-voltage symbol, black, for 5 terminal blocks yellow 2006-115 100 (4x25)
<b>Push-in type jumper bar, insulated,</b> I <sub>N</sub> 41 A, light gray from 1 to 3 2006-433 50 (2x25) from 1 to 4 2006-434 50 (2x25) from 1 to 5 2006-435 50 (2x25)	<b>Lockout cap,</b> for conductor entry hole and operating slot gray 2006-191 25
<b>Star point jumper, insulated,</b> ⑥ I <sub>N</sub> = I <sub>N</sub> terminal block, light gray 1-3-5 2006-405/011-000 50 (2x25)	<b>Modular TOPJOB® S connector,</b> ⑥ can be snapped together, for jumper contact slot gray 2006-511 50 (2x25)
	<b>Test plug adapter,</b> for 4 mm Ø test plug gray 2009-174 100 (4x25)
	<b>WMB Multi marking system,</b> 10 strips with 10 markers per card, stretchable 5 ... 5.2 mm plain 793-5501 5



**Commoning with step-down jumpers**  
An end plate must be inserted between the terminal blocks to be jumpered. Step-down jumper 2006-499 commons 6/4 mm<sup>2</sup> AWG 10/12 (2006/2004 Series) terminal blocks with 4/2.5/1.5 mm<sup>2</sup> AWG 12/14/16 (2004/2002/2001 Series) terminal blocks. Step-down jumpers are simply pushed down for full insertion, similar to other push-in type jumper bars.  
Note:  
**The total current flowing shall not exceed the rating of the step-down jumper/push-in type jumper bar.**

## X-ON Electronics

Largest Supplier of Electrical and Electronic Components

*Click to view similar products for [wago manufacturer](#):*

Other Similar products are found below :

[750-460](#) [231-118/026-000](#) [231-303/026-000](#) [231-620/019-000](#) [257-403](#) [280-438](#) [280-831](#) [284-624](#) [210-111](#) [231-303/037-000](#) [231-446/001-000\\_NR](#) [232-216/026-000](#) [234-510](#) [264-726](#) [280-339](#) [0283-0671](#) [830-800/000-305](#) [750-512](#) [750-455](#) [51251782](#) [286-312](#) [713-1428/107-000](#) [731-138/048-000](#) [750-459](#) [750-517](#) [750-602](#) [793-3505](#) [826-172](#) [859-304](#) [280-335](#) [231-535/001-000](#) [2604-1105](#) [2604-1106](#) [2604-1504](#) [2606-1103/020-000](#) [2624-1103](#) [2626-3103/020-000](#) [821-104](#) [713-1107](#) [852-1411](#) [2106-1307](#) [2116-5307](#) [832-1205](#) [832-3604](#) [2009-110](#) [281-512/281-501](#) [286-336](#) [750-421](#) [750-838](#) [753-559](#)