
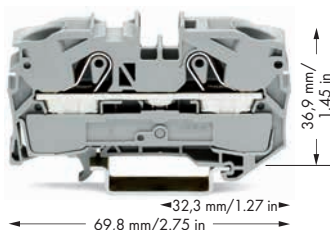


TOPJOB® S Through/Ground Conductor/Shield and Ex Terminal Blocks 16 (25 "f-st") mm², 2016 Series


PUSH-IN CAGE CLAMP®

0.5 ... 16 (25 "f-st") mm ² ① 800 V/8 kV/3 ② I _N 76 A (90 A)	AWG 20 ... 4 600 V, 85 A ④ 600 V, 85 A ⑤	0.5 ... 16 (25 "f-st") mm ² ① 800 V/8 kV/3 ② I _N 76 A (90 A)	AWG 20 ... 4 600 V, 85 A ④ 600 V, 85 A ⑤
Terminal block width 12 mm / 0.472 in. 18 ... 20 mm / 0.75 in. ③		Terminal block width 12 mm / 0.472 in. 18 ... 20 mm / 0.75 in. ③	



- ① Conductor sizes: 0.5 mm² ... 16 mm² "s + f-st", 25 mm² "f-st"; Push-in conductor sizes: 2.5 mm² ... 16 mm² and 2.5 mm² ... 16 mm² "insulated ferrule, 18 mm"
- ② 800 V = rated voltage
8 kV = rated surge voltage
3 = pollution degree
(see Section 14)
- ③ Strip length, see packaging or instructions.
- ④ Suitable for Ex i applications
- ⑤ Suitable for Ex e II applications
550 V, 70 A for 2-conductor terminal blocks
550 V, 67 A for 3-conductor terminal blocks
Jumper 65 A
(see Section 14)
- ⑥ See application notes for:
Ex e/Ex i separator plate, page 19
Step-down jumper, page 23
Star point jumper, page 103
TOPJOB® S connector, page 99

Item No.	Pack. Unit	Item No.	Pack. Unit
2-conductor through terminal block		3-conductor through terminal block	
gray ⑤	2016-1201 ⑤ 20	gray ⑤	2016-1301 ⑤ 20
blue ⑤	2016-1204 ④ ⑤ 20	blue ⑤	2016-1304 ④ ⑤ 20
orange ⑤	2016-1202 ⑤ 20	orange ⑤	2016-1302 ⑤ 20
2-conductor ground terminal block, 15mm-high DIN 35 rails shall be used for a current load higher than 76A!		3-conductor ground terminal block, 15mm-high DIN 35 rails shall be used for a current load higher than 76A!	
green-yellow ⑤	2016-1207 ⑤ 20	green-yellow ⑤	2016-1307 ⑤ 20
2-conductor shield terminal block, 15mm-high DIN 35 rails shall be used for a current load higher than 76A!			
white	2016-1208 ⑤ 20		
Item-Specific Accessories		Item-Specific Accessories	
End and intermediate plate, 1 mm thick		End and intermediate plate, 1 mm thick	
orange	2016-1292 100 (4x25)	orange	2016-1392 100 (4x25)
gray	2016-1291 100 (4x25)	gray	2016-1391 100 (4x25)
Ex e/Ex i separator, orange, ⑥ 3 mm thick			
	120 mm 209-191 50 (2x25)		
2016 Series Accessories			
Appropriate marking systems: WMB/Marking strips (see Section 13)			
Push-in type jumper bar, insulated, I _N 76 A, light gray		Step-down jumper, insulated, ⑥ I _N 57 A, light gray	
2-way	2016-402 50 (2x25)	light gray	2016-499 50 (2x25)
3-way	2016-403 50 (2x25)	Protective warning marker,	
4-way	2016-404 50 (2x25)	with high-voltage symbol, black, for 5 terminal blocks	
5-way	2016-405 50 (2x25)	yellow	2016-115 50 (2x25)
Push-in type jumper bar, insulated, I _N 76 A, light gray		Modular TOPJOB® S connector, ⑥ can be snapped together, for jumper contact slot	
from 1 to 3	2016-433 50 (2x25)	gray	2016-511 50 (2x25)
from 1 to 4	2016-434 50 (2x25)	Finger guard,	
from 1 to 5	2016-435 50 (2x25)	touchproof cover protects unused conductor entries	
Star point jumper, insulated, ⑥ I _N = I _N terminal block, light gray		yellow	2016-100 100 (4x25)
1-3-5	2016-405/011-000 50 (2x25)	Test plug adapter,	
		for 4 mm Ø test plug	
		gray	2009-174 100 (4x25)



Commoning with step-down jumpers
An end plate must be inserted between the terminal blocks to be jumpered. Step-down jumper 2016-499 commons 16/10 mm² AWG 16/8 (2016/2010 Series) terminal blocks with 10/6/4/2.5 mm² AWG 8/10/12/14 (2010/2006/2004/2002 Series) terminal blocks. Step-down jumpers are simply pushed down for full insertion, similar to other push-in type jumper bars.



Inserting a finger guard seals unused conductor entries.

X-ON Electronics

Largest Supplier of Electrical and Electronic Components

Click to view similar products for [wago manufacturer](#):

Other Similar products are found below :

[750-460](#) [231-118/026-000](#) [231-303/026-000](#) [231-620/019-000](#) [257-403](#) [280-438](#) [280-831](#) [284-624](#) [210-111](#) [231-303/037-000](#) [231-446/001-000_NR](#) [232-216/026-000](#) [234-510](#) [264-726](#) [280-339](#) [0283-0671](#) [830-800/000-305](#) [750-512](#) [750-455](#) [51251782](#) [286-312](#) [713-1428/107-000](#) [731-138/048-000](#) [750-459](#) [750-517](#) [750-602](#) [793-3505](#) [826-172](#) [859-304](#) [280-335](#) [231-535/001-000](#) [2604-1105](#) [2604-1106](#) [2604-1504](#) [2606-1103/020-000](#) [2624-1103](#) [2626-3103/020-000](#) [821-104](#) [713-1107](#) [852-1411](#) [2106-1307](#) [2116-5307](#) [832-1205](#) [832-3604](#) [2009-110](#) [281-512/281-501](#) [286-336](#) [750-421](#) [750-838](#) [753-559](#)