



Product Data Sheet EPBCD45

Power Distribution Block

200 Amps 600 Volts AC/DC

Wire Range

- Line: (1) 3/0 - #14 AWG (70 mm² - 2.5 mm²)
- Load: (4) #2 - #14 AWG (25 mm² - 2.5 mm²)

Electrical Ratings

- 200 Amps
- 600V per UL 1059 & CSA 22.2 No.158, class B & C requirements
- 1000 V AC/DC per IEC 60947-7-1 (CE)
- Short circuit current ratings (SCCR): See SCCR section below for specifications.
- CU9 - 90°C connector terminal rating with copper wire only
- Touch protection: IP-20 (IEC 60529)
- Factory & Field Wiring

Agency Compliance

- UL Listed, Investigated to UL 1953, File QPQS.E309401
- CSA - certified to C22.2 No. 158, File No. LR19766 (wire classes B & C only)
- CE compliant to IEC 60947-7-1


Material Information

- Insulator base:
 - Thermoplastic
 - Flammability rating of insulator base UL94V0
 - Insulator base temperature rating: -40°C to 125°C (UL RTI)
- Connector: copper, tin plated
- Terminal set screws: steel, nickel plated
- Connector mounting screws: steel, zinc plated
- RoHS compliant

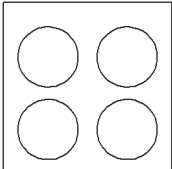
A Regal Brand

REGAL

Termination Specifications

Line Side	Wire Size (CU Stranded)	Torque	Wires / Terminal	Wire Class (UL) ¹
	3/0	20.3 N·m (180 lbf·in)	1	B, C
	2/0 - 2	20.3 N·m (180 lbf·in)	1	B, C, G, H, I (DLO)
	4	20.3 N·m (180 lbf·in)	1	B, C, G, H, I (DLO)
	4	20.3 N·m (180 lbf·in)	1 - 2	B, C
	6 - 8	20.3 N·m (180 lbf·in)	1 - 2	B, C, G, H, I (DLO)
	10 - 14	5.6 N·m (50 lbf·in)	1 - 2	B, C, G, H, I (DLO)

- Copper solid wire range: 10 - 14 AWG
- Wire strip length: 7/8 in. (18mm)
- IP-20 protection: 3/0 - 2
- Terminal screw drive: 6 mm. hex

Load Side	Wire Size (CU Stranded)	Torque	Wires / Terminal	Wire Class (UL) ¹
	2	5.7 N·m (50 lbf·in)	1	B, C
	4 - 6	5.7 N·m (50 lbf·in)	1	B, C, G, H, I (DLO)
	8	5.7 N·m (50 lbf·in)	1 - 2	B, C, G, H, I (DLO)
	10	4.5 N·m (40 lbf·in)	1 - 2	B, C, G, H, I (DLO)
	12 - 14	4.5 N·m (40 lbf·in)	1 - 4	B, C, G, H, I (DLO)

- Copper solid wire range: 10 - 14 AWG
- Wire strip length: 11/16 in. (17mm)
- IP-20 protection: 2 - 14
- Terminal screw drive: 5 mm. hex
- IP-20 Protection: 2 - #14 AWG

¹ For information on copper stranded wire classes please reference:
<http://www.marathonsp.com/CatalogPDFs/Flexible-Stranded-Wire.pdf>

Short Circuit Current Ratings (SCCR)

- The suitable conductor ranges are limited to the table values only for achieving the SCCR in excess of the default rating of 10,000A.
- Other conductor combinations within the "Terminal Specifications" noted are suitable for achieving a SCCR of 10,000A (the default rating of terminal blocks).
- Enclosure size – Investigated with a minimum 16X12X6 enclosure. Use in smaller enclosures is subject to end use evaluation.

SCCR With Fuses

Wire Class	Suitable Conductors		Max Overcurrent Protection Fuse Required Amp Rating / Class						SCCR RMS Sym. Amps 600V. Max
	Line	Load	J	T	RK1	RK5	G	CC	
B, C	3/0 - 8	2 - 8	225	225	200	60	60	30	100,000
B, C	3/0 - 8	8 - 12	100	110	100	30	60	30	100,000
G, H, I	2/0 - 8	4 - 8	225	225	200	60	60	30	100,000
G, H, I	2/0 - 8	8 - 12	100	110	100	30	60	30	100,000
(*)	3/0 - 14	2 - 14	None						10,000

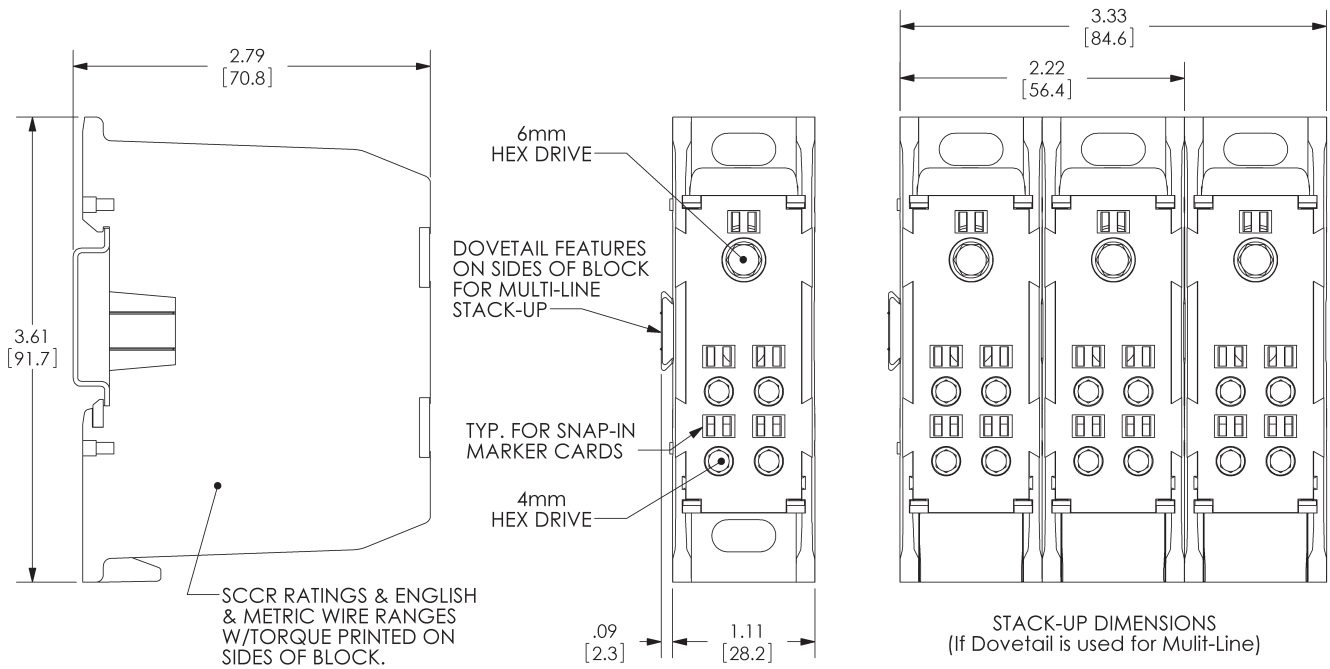
* Any wire class evaluated (see terminal specification section)

Installation & Accessories

- Din-Rail mountable on 35 X 7.5, 2m long, slotted: MN35-2
- When mounting blocks on Din rail, it is recommended to individually mount power blocks. Multi-line configurations become increasingly difficult to mount as the line length increases.
- End Brackets: MSK35
- Marker cards:
 - White plastic inserts: EPB Marker Card
- Allen wrenches (6mm):

	5 mm	6 mm
• S & K tools	45955	45956
• Snap-on tools	FAML5E	FAML6E
• MAC tools	XDLS5MM	XDLS6MM
• McMaster Carr	8367A23	8367A24
• Armstrong	38-709	38-711

Drawing



X-ON Electronics

Largest Supplier of Electrical and Electronic Components

Click to view similar products for [marathon manufacturer](#):

Other Similar products are found below :

[104](#) [601-GP-2102-02](#) [601-GPYSY-03](#) [602-GPYSY-22](#) [603-2302-04](#) [603-JJ-04](#) [603-JJ-07](#) [604-JJ-06](#) [605-GP-03SLB](#) [605-JJ-02](#) [651-XPR-13](#)
[670-3/4ST-9](#) [670A-GP-3000-18](#) [670A-GP-3000-25](#) [670A-GP-3000-27](#) [670A-GP-3/4ST-10](#) [670-GP-19](#) [CW205-01C](#) [671-RZ-25](#) [6F30A3S](#)
[F600A1B](#) [F600A3B](#) [F60A1B](#) [FPB33588](#) [8TBJ02](#) [R30A1B](#) [RF400A3B](#) [1321970](#) [1322970CH](#) [1320972](#) [1331955](#) [1332270](#) [1332554CH](#)
[1333280CH](#) [1333575CH](#) [1353701](#) [1353701CH](#) [1323474](#) [1331320CH](#) [1331552CH](#) [1332126CH](#) [1332272](#) [1332552](#) [1333360](#) [1333555CH](#)
[1413403](#) [1402404](#) [1411403](#) [1422411](#) [1441551](#)