

## Product Data Sheet EPBAD24

Power Distribution Block

### 115 Amps 600 Volts AC/DC

#### Wire Range

- Line: (1) 2 - #14 AWG (35 - 2.5 mm<sup>2</sup>)
- Load: (4) #10 - #14 AWG (6 - 2.5mm<sup>2</sup>)

#### Electrical Ratings

- 115 Amps
- 600V per UL 1059 & CSA 22.2 No.158, class B & C requirements
- 1000 V AC/DC per IEC 60947-7-1 (CE)
- Short circuit current ratings (SCCR): See SCCR section below for specifications.
- CU7AL - 75°C connector terminal rating with copper or aluminum wire
- Touch protection: IP-20 (IEC 60529)
- Factory & Field Wiring

#### Agency Compliance

- UL Listed, Investigated to UL 1953, File QPQS.E309401
- CSA - certified to C22.2 No. 158, File No. LR19766 (wire classes B & C only)
- CE compliant to IEC 60947-7-1

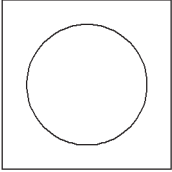
#### Material Information

- Insulator base:
  - Thermoplastic
  - Flammability rating of insulator base UL94V0
  - Insulator base temperature rating: -40°C to 125°C (UL RTI)
- Connector: aluminum, tin plated
- Terminal set screws: steel, nickel plated
- Connector mounting screws: steel, zinc plated
- RoHS compliant

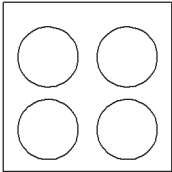
A Regal Brand

**REGAL**

## Termination Specifications

Line Side	Wire Size (CU Stranded)	Torque	Wires / Terminal	Wire Class (UL) <sup>1</sup>
	2	5.6 N·m(50 lbf·in)	1	B, C
	4 - 6	5.1 N·m(45 lbf·in)	1	B, C, G, H, I (DLO)
	8	4.5 N·m(40 lbf·in)	1	B, C, G, H, I (DLO)
	10 - 14	4.0 N·m(35 lbf·in)	1	B, C, G, H, I (DLO)

- Wire strip length: 5/8 in. (16mm)
- Terminal screw drive: 5/32 hex
- IP-20 Protection: #2 - #14 AWG

Load Side	Wire Size (CU Stranded)	Torque	Wires / Terminal	Wire Class (UL) <sup>1</sup>
	10 - 14	.80 N·m (7lbf·in)	1	B, C, G, H, I (DLO)

- Wire strip length:
  - top row: 7/16 in. (11mm)
  - bottom row: 11/16 in. (17mm)
- Terminal screw drive: 5/64 hex
- IP-20 Protection: #10 - #14 AWG

<sup>1</sup> For information on copper stranded wire classes please reference:  
<http://www.marathonsp.com/CatalogPDFs/Flexible-Stranded-Wire.pdf>

## Short Circuit Current Ratings (SCCR)

- The suitable conductor ranges are limited to the table values only for achieving the SCCR in excess of the default rating of 10,000A.
- Other conductor combinations within the "Terminal Specifications" noted are suitable for achieving a SCCR of 10,000A (the default rating of terminal blocks).
- Enclosure size – Investigated with a minimum 16X12X6 enclosure. Use in smaller enclosures is subject to end use evaluation.

### SCCR With Fuses

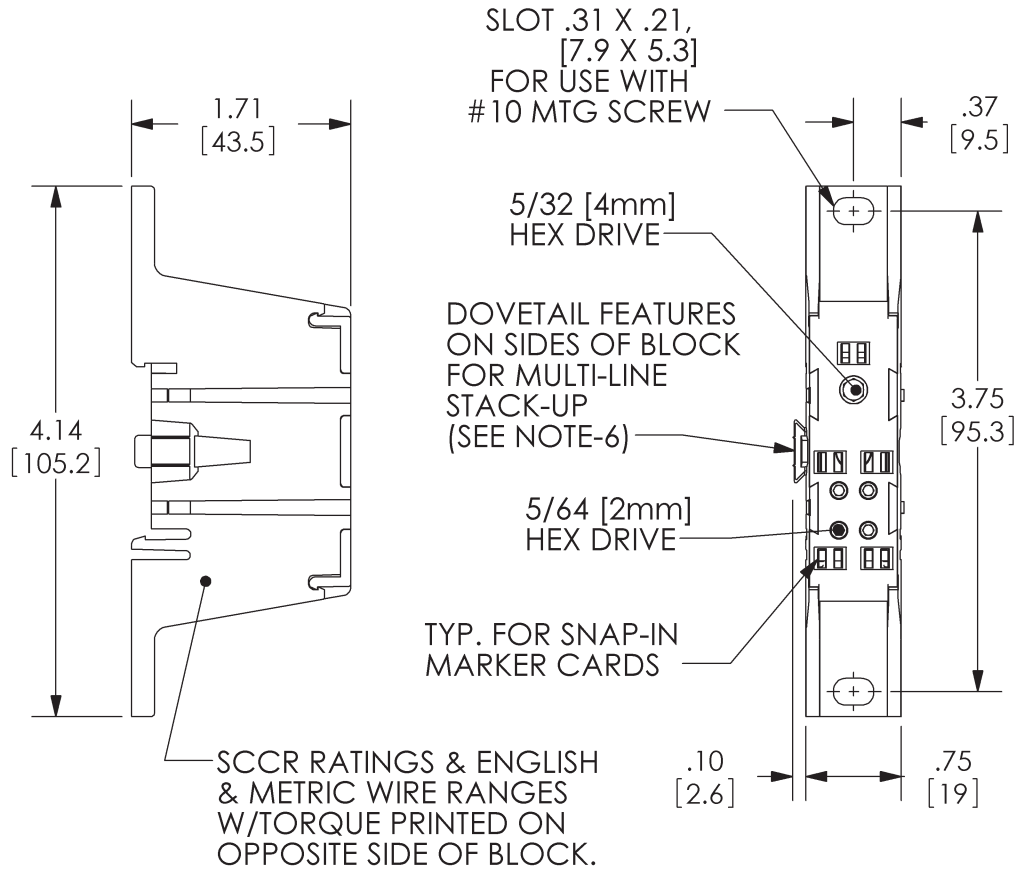
Wire Class	Suitable Conductors		Max Overcurrent Protection <b>Fuse</b> Required Amp Rating / Class						SCCR RMS Sym. Amps 600V. Max
	Line	Load	J	T	RK1	RK5	G	CC	
B, C	2 - 10	10 - 14	125	200	100	30	60	30	65,000
G, H, I	4 - 10	10 - 14	125	200	100	30	60	30	65,000
(*)	2 - 14	10 - 14	None						10,000

\* Any wire class evaluated (see terminal specification section)

## Installation & Accessories

- Mounting (Panel or DIN):
  - For use with #10 fastener.
  - Torque mounting fastener to 25-30 lbf·in (2.8 - 3.4 N·m).
- Din-Rail mountable on 7.5 X 35 mm rail
- End Brackets: MSK35
- Marker cards:
  - White plastic inserts: EPB Marker Card

**Drawing**



## **X-ON Electronics**

Largest Supplier of Electrical and Electronic Components

*Click to view similar products for [marathon manufacturer](#):*

Other Similar products are found below :

[104](#) [601-GP-2102-02](#) [601-GPYSY-03](#) [602-GPYSY-22](#) [603-2302-04](#) [603-JJ-04](#) [603-JJ-07](#) [604-JJ-06](#) [605-GP-03SLB](#) [605-JJ-02](#) [651-XPR-13](#)  
[670-3/4ST-9](#) [670A-GP-3000-18](#) [670A-GP-3000-25](#) [670A-GP-3000-27](#) [670A-GP-3/4ST-10](#) [670-GP-19](#) [CW205-01C](#) [671-RZ-25](#) [6F30A3S](#)  
[F600A1B](#) [F600A3B](#) [F60A1B](#) [FPB33588](#) [8TBJ02](#) [R30A1B](#) [RF400A3B](#) [1321970](#) [1322970CH](#) [1320972](#) [1331955](#) [1332270](#) [1332554CH](#)  
[1333280CH](#) [1333575CH](#) [1353701](#) [1353701CH](#) [1323474](#) [1331320CH](#) [1331552CH](#) [1332126CH](#) [1332272](#) [1332552](#) [1333360](#) [1333555CH](#)  
[1413403](#) [1402404](#) [1411403](#) [1422411](#) [1441551](#)