

Product note

SR2 series

Metal enclosures for automation and distribution

The range of SR2 enclosures is a complete offer of monobloc metal enclosures for constructing small and medium-sized electric switchboards, in particular for control and command or small distribution: their typical use is as an on-board machine switchboard, thermal power station switchboard, pump control switchboard, and others.



Construction characteristics

The construction characteristics of the series guarantee practical installation and versatility, as well as highly technical features, such as the IP65 degree of protection.

The enclosure structure is fitted with two ample cable entry flanges (one for the top and one for the bottom side) so that the whole enclosure is made reversible, offering the possibility of having door opening either on the right or left.

The apparatus can be installed either on a blind or slotted back plate or on a DIN rail combined with the various hinged modular panels.

Range

The range is available in two versions with blind or glass door and is divided into 23 different dimensions: from H=300 to 1200 mm, W=200 to 800 mm and D=150 to 300 mm.

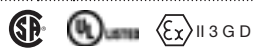
Some dimensions can also be stacked vertically, allowing two switchboard sections completely separate from each other to be made inside a single structure.

The enclosures can be installed either on the wall using special brackets, or on the floor using a plinth h=100 mm.

All the products in the range conform to the national and international standards in force, and in particular with the CEI EN 61439-1 and 2 Standard and have IP65 and TYPE 12 (UL Standard) degree of

protection. The mechanical impact rating is IK10 for the version with blind door and IK09 for the version with glass door.

Technical characteristics

Conformity with	CEI EN 62208, CEI EN 60439-1, IEC61439-1-2
Degree of protection	IP65 (CEI EN 60529) - TYPE 12 (Normativa UL)
Mechanical impact rating	IK10 blind door IK09 glass door (IEC 62262)
Certifications	
Type of metal	material
Installation site	indoor
Fixing method	wall/floor
Normal service conditions - ambient temperature	from -5 to +40 °C
Atmospheric conditions - relative humidity	50% at 40 °C 90% at 20 °C

For further information, please consult the "General Catalogue. Switchboards for automation" technical catalogue (cod. 1STC804013D0902).

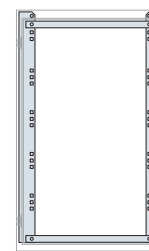
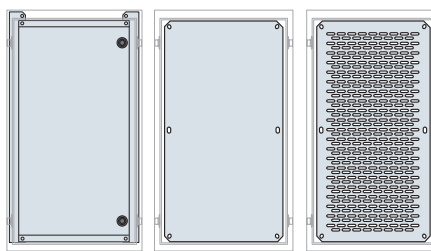
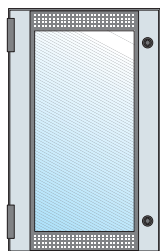

Power and productivity
for a better world™




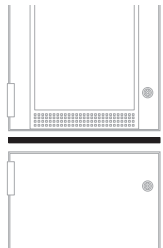
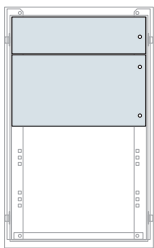
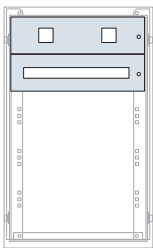
SR2 series

Metal enclosures for automation and distribution

Selection table



Overall dimensions			Enclosure with blind door	Enclosure with glass door	Components for automation			Frame for DIN rail			
H [mm]	W [mm]	D [mm]	Enclosure with blind door (with mounting plate)	Enclosure with glass door (without mounting plate)	IP20 Blind counterdoor	Blind mounting plate	Slotted mounting plate	N° vertical modules H=185mm	N° DIN modules per row	Total installable modules	Front face modules
300	200	150	SRN3215K				TQ3020				
	300		SRN3315K				TQ3030				
	400		SRN3415K				TQ3040				
400	300	150	SRN4315K				TQ4030				
	300		SRN4320K				TQ4040				
	400	200	SRN4420K				TQ4060				
	600		SRN4620K				TQ5030				
500	300	200	SRN5320K				TQ5040				
	400		SRN5420K	SRN5420VK		KC5040K	PF5040	2	14	28	
	400		SRN5425K	SRN5425VK							
600	400	200	SRN6420K	SRN6420VK		KC6040K	PF6040	3	14	42	
	400		SRN6425K	SRN6425VK							
	600	250	SRN6625K				PF6060				
700	500	200	SRN7520K	SRN7520VK		KC7050K	PF7050				
	500		SRN7525K	SRN7525VK							
800	600	250	SRN8625K	SRN8625VK		KC8060K	PF8060	4	25	100	
	600		SRN8630K	SRN8630VK							
	800	300	SRN8830K				PF8080				
1000	600	250	SRN10625K	SRN10625VK		KC1060K	PF1060	5	25	125	
	600		SRN10630K	SRN10630VK							
	800	300	SRN10830K	SRN10830VK		KC1080K	PF1080				
1200	600	300	SRN12630K	SRN12630VK		KC1260K	PF1260	6	25	150	
	800		SRN12830K	SRN12830VK		KC1280K	PF1280				



Components for distribution

Accessories for stacking possibility

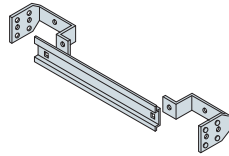
Module width	DIN rail Kit		Modular panels		
	Functional frame for mounting the modular components	Hinged panel + DIN rail and fixing brackets	Hinged panels for measuring instruments	Blind hinged panels	
				H=185mm	H=370mm
	KD5040	PM1414K	PS2476K	PC1406K	
	KD6040	PM1414K	PS2476K	PC1406K	PC2606K
	KD8060	PM1625K	PS2676K	PC1606K	
	KD1060	PM1625K	PS2676K	PC1606K	PC2606K
	KD1080	PM1836K	PS2876K	PC1806K	PC2806K
	KD1260	PM1625K	PS2676K	PC1606K	PC2606K
	KD1280	PM1836K	PS2876K	PC1806K	PC2806K

IP65 gasket	Plinth
GZ4020	ZA4020
GZ4020	ZA4020
GZ4025	ZA4025
GZ4020	ZA4020
GZ4025	ZA4025
GZ6025	ZA6025
GZ6025	ZA6025
GZ6030	ZA6030
GZ8030	ZA8030
GZ6025	ZA6025
GZ6030	ZA6030
GZ8030	ZA8030
GZ6030	ZA6030
GZ8030	ZA8030

SR2 series

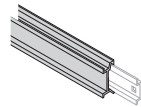
Metal enclosures for automation and distribution

Accessories



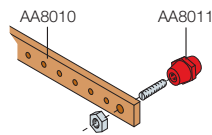
DIN rail and fixing brackets

Code	Description	Dimensions mm (W)
GD4006	DIN rail and fixing brackets (14 mod.)	400
GD6006	DIN rail and fixing brackets (25 mod.)	600
GD8006	DIN rail and fixing brackets (36 mod.)	800



Depth adapter


Code	Description	Dimensions mm (W)
AP6001	Depth adapter for Tmax XT1-XT2-XT3	600



Neutral or earthing busbars

The busbars, made of electrolytic copper with M6 threaded holes with 25 mm pitch, can be mounted on the back plates by means of special supports. They must be sized according to the enclosure and their installation position.

Code	Description	Dimensions mm (W)
AA8010	N°4 busbars cross-sect. 20x5 mm	1000
AA8011	N°5 busbar supports	



Sections for accessories

These allow accessories to be fixed (e.g. wiring ducts) inside the blind doors. They consist of a pair of white galvanized sheet vertical crosspieces 15/10 thick pre-drilled with 25 mm pitch. In the 1000 and 1200 mm high enclosures with blind door, the sections are already provided.

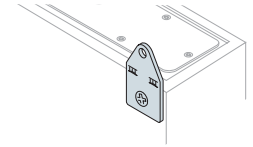
Code	Description	Dimensions mm (W)
TS6009	N°2 sections for door	600
TS7009	N°2 sections for door	700
TS8009	N°2 sections for door	800



Diagram pockets

Made of plastic, grey RAL 7035 colour, size A4. The pocket can be applied inside the blind doors with width higher than 400 mm, by means of the adhesive provided.

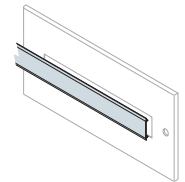
Code	Description
EV1075K	Plastic diagram pockets for A4



Brackets for wall fixing

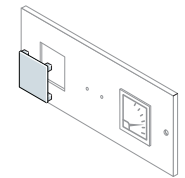
These allow wall installation of the enclosures and are mounted using the special holes located on the rear of the enclosures. Made of 25/10 thick steel sheet and treated with white galvanization.

Code	Description
AA1206	N°4 Brackets for wall fixing



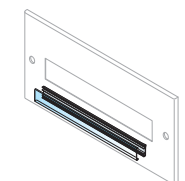
Hole-covering strip

Code	Description
AD1086	N°10 slit covers W=2000 mm grey RAL 7035 colour
AD1088	N°3 slit covers DIN 24 modules grey RAL 7035 colour
AD1089	N°3 slit covers DIN 36 modules grey RAL 7035 colour



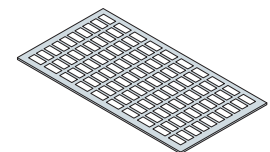
Closing caps for instrument panels

Code	Description
EV1135	N°10 closing caps for 72x72 mm instrument panel
EV1136	N°5 closing caps for 96x96 mm instrument panel



Adhesive label holder

Code	Description	Dimensions mm (W)
EH2118	N°20 label holders 18 DIN mod.	325
EH2129	N°20 label holders 29 DIN mod.	525
AD1600	N°20 label holders 24 DIN mod.	432
AD1800	N°20 label holders 36 DIN mod.	634



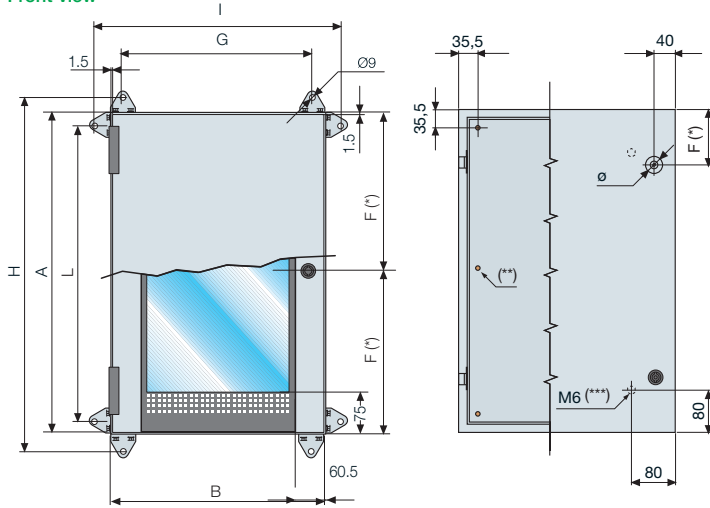
Labels

Code	Description
AD1101 ⁽²⁾	N°288 labels 1 DIN mod.
AD1102 ⁽²⁾	N°192 labels 2 DIN mod.
AD1103 ⁽²⁾	N°96 labels 3 DIN mod.
AD1104 ⁽²⁾	N°96 labels 4 DIN mod.

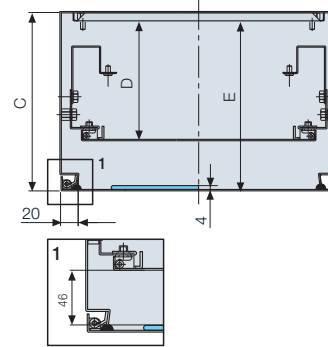
⁽²⁾ Labels writable using compatible Grafoplast system

Overall dimensions

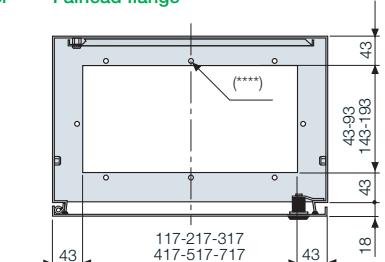
Front view



Modular panels and internal counter door



Fairlead flange



- (*) Locks (F)
 n°1 central for enclosures with
 h=303 to 503 mm
 n°2 for enclosures with
 h=603 to 703 mm (F=100 mm) n°2 for enclosures
 from h=803 to 1203 mm (F=150 mm)
- (**) Copper pin
 only for enclosures from h=1003 to 1203 mm

- (***) Copper pin on the door
 n°1 for enclosures from h=303 to 503 mm
 n°4 for enclosures from h=603 to 803 mm
 n°6 for enclosures from h=1003 to 1203 mm
- (****) Flange fixing holes
 n°4 for enclosures from W=203 mm
 n°6 for enclosures from W=303 to 403 mm
 n°8 for enclosures from W=503 to 1203 mm

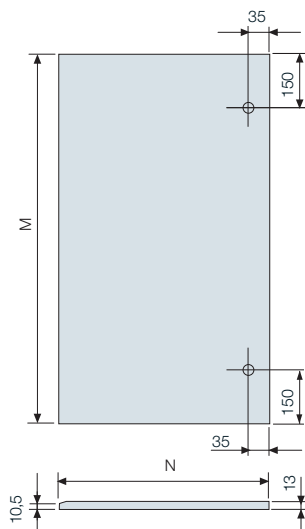
	A	B	C	D	E	F(*)	G	H	I	L
SRN3215K	303	203	147	82	133,5	151,5	163	337	237	263
SRN3315K	303	303	147	82	133,5	151,5	263	337	337	263
SRN3415K	303	403	147	82	133,5	151,5	363	337	437	263
SRN4315K	403	303	147	82	133,5	201,5	263	437	337	363
SRN4320K	403	303	197	132	183,5	201,5	263	437	337	363
SRN4420K	403	403	197	132	183,5	201,5	363	437	437	363
SRN4620K	403	603	197	132	183,5	201,5	563	437	637	363
SRN5320K	503	303	197	132	183,5	251,5	263	537	337	463
SRN5420K	503	403	197	132	183,5	251,5	363	537	437	463
SRN5425K	503	403	247	182	233,5	251,5	363	537	437	463
SRN6420K	603	403	197	132	183,5	100	363	637	437	563
SRN6425K	603	403	247	182	233,5	100	363	637	437	563
SRN6625K	603	603	247	182	233,5	100	563	637	637	563
SRN7520K	703	503	197	132	183,5	100	463	737	537	663
SRN7525K	703	503	247	182	233,5	100	463	737	537	663
SRN8625K	803	603	247	182	233,5	150	563	837	637	763
SRN8630K	803	603	297	232	283,5	150	563	837	637	763
SRN8830K	803	803	297	232	283,5	150	763	837	837	763

	A	B	C	D	E	F(*)	G	H	I	L
SRN10625K	1003	603	247	182	233,5	150	563	1037	637	963
SRN10630K	1003	603	297	232	283,5	150	563	1037	637	963
SRN10830K	1003	803	297	232	283,5	150	763	1037	837	963
SRN12630K	1203	603	297	232	283,5	150	563	1237	637	1163
SRN12830K	1203	803	297	232	283,5	150	763	1237	837	1163
SRN5420VK	503	403	197	132	183,5	150	363	537	437	463
SRN5425VK	503	403	247	182	233,5	150	363	537	437	463
SRN6420VK	603	403	197	132	183,5	150	363	637	437	563
SRN6425VK	603	403	247	182	233,5	150	363	637	437	563
SRN7520VK	703	503	197	132	183,5	150	463	737	537	663
SRN7525VK	703	503	247	182	233,5	150	463	737	537	663
SRN8625VK	803	603	247	182	233,5	150	563	837	637	763
SRN8630VK	803	603	297	232	283,5	150	563	837	637	763
SRN10625VK	1003	603	247	182	233,5	150	563	1037	637	963
SRN10630VK	1003	603	297	232	283,5	150	563	1037	637	963
SRN10830VK	1003	803	297	232	283,5	150	763	1037	837	963
SRN12630VK	1203	603	297	232	283,5	150	563	1237	637	1163
SRN12830VK	1203	803	297	232	283,5	150	763	1237	837	1163

Internal counterdoors

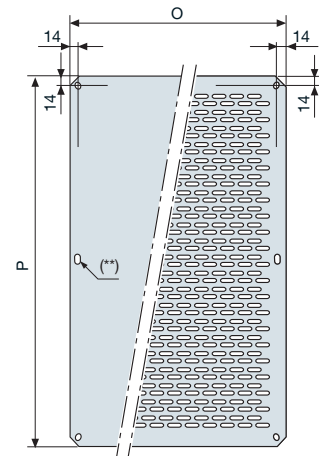
Code	M	N
KC5040K*	456	360
KC6040K*	556	360
KC7050K*	656	460
KC8060K	756	560
KC1060K	956	560
KC1080K	956	760
KC1260K	1156	560
KC1280K	1156	760

* The counterdoors with H 500 mm, 600 mm, 700 mm, only have a centre hole for the lock



Internal plates

Code	O	P
PF3020	160	260
PF3030	260	260
PF3040 - PF4030	360	260
PF4040	360	360
PF5030	260	460
PF5040	360	460
PF6040 - PF4060	360	560
PF6060	560	560
PF7050	460	660
PF8060	560	760
PF8080	760	760
PF1060	560	960
PF1080	760	960
PF1260	560	1160
PF1280	760	1160



Contact us

ABB SACE

A division of ABB S.p.A.

Automation and Distribution Boards

Via Italia, 58

23846 Garbagnate Monastero (LC) - Italy

Tel.: +39 031 3570 1

Fax: +39 031 3570228

www.abb.com

The data and illustrations are not binding. We reserve the right to modify the contents of this document on the basis of technical development of the products, without prior notice.

Copyright 2010 ABB. All rights reserved.

1STC804017L0201 - 12/2010 - 5.000

X-ON Electronics

Largest Supplier of Electrical and Electronic Components

Click to view similar products for [Enclosures, Boxes, & Cases](#) category:

Click to view products by [ABB](#) manufacturer:

Other Similar products are found below :

[CR-425 PAINTED](#) [585-R-WH-PK](#) [M-10-PLATED](#) [60221-01](#) [60566-01-000](#) [HPL-9VB BATT DOOR](#) [M-16-LID-PLATED](#) [M18-PLTD](#) [M-21-LID-PLATED](#) [M-21-PLATED](#) [M-23-PLATED](#) [CU-281-MB](#) [6711GSKT](#) [71884-29-028](#) [LH45-100 Black](#) [7200B](#) [72868-510-000](#) [CNS-0000 Black](#) [72883-510-000](#) [CNS-0101 Black](#) [72906-510-000](#) [CNS-0407 Black](#) [73091-510-000](#) [CNM-0000-BLACK Kit](#) [73092-510-000](#) [CNM-0101 Black](#) [73108-510-000](#) [CNL-0303 Black](#) [73395-510-039](#) [CNS-0006 Bone](#) [74257-510-000](#) [CNL-0004](#) [MDC-1183-PLAIN-ALUM](#) [MDC-1183-PTD](#) [MDC-13104-PLAIN-ALUM](#) [MDC-211 - PAINTED IVORY/BEIGE](#) [MDC-321-PTD](#) [MDC-432-PLAIN-ALUM](#) [MDC-973-PTD](#) [76](#) [77153-01-028](#) [FLX6030](#) [83535-01-508](#) [PS-11296-G](#) [PS-11298-B](#) [116-508](#) [120-407](#) [120-412](#) [120-909](#) [120-455](#) [R272-100-000](#) [120-910](#) [R501-001-010](#) [R508-080-000](#) [R508-160-000](#) [R530-120-000](#) [R530-122-000](#) [R530-200-000](#) [R531-160-000](#) [R531-200-000](#) [R582-080-100](#)