

2-Channel Relay Output Module 230 V AC, 30 V DC

Non-floating; 2 make contacts

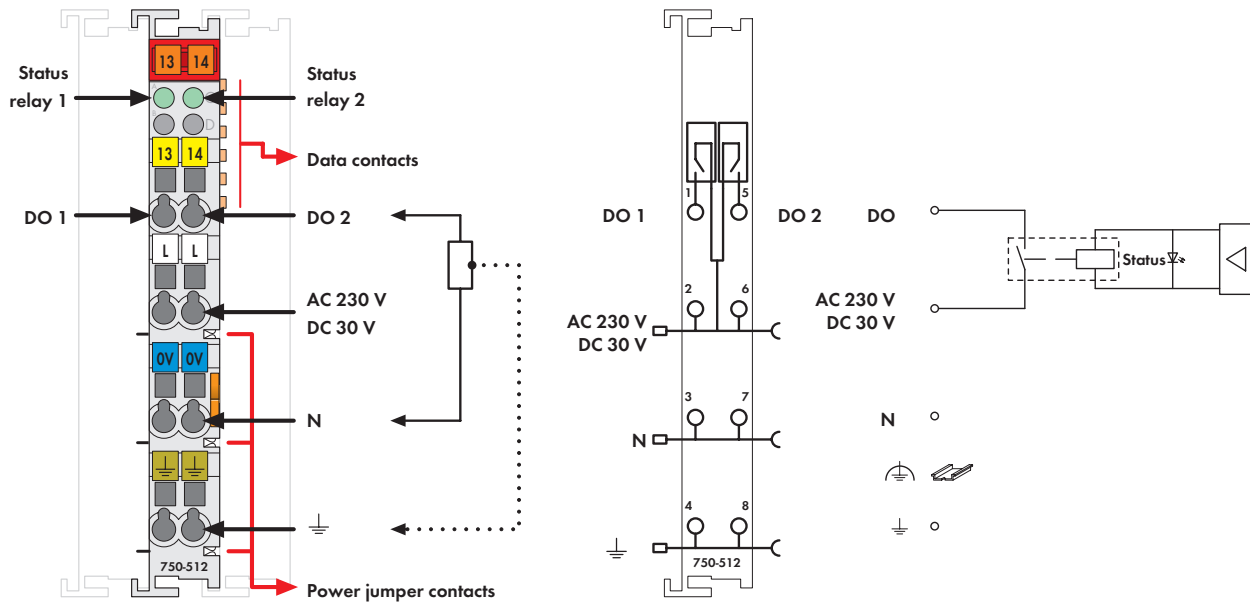


Fig. 750 Series/Technical data see page 24/Delivered without miniature WSB markers
750/753 Series marking see pages 10 ... 11 / 12 ... 13

The connected load is switched via the digital output (relay contacts) from the control system.





Notice:
An additional supply module must be added for operation with 250VAC/30VDC.

The internal system voltage is used to trigger the relays.

Note that the power jumper contacts supply both "N" (common point) and switched output voltages (this may be DC or AC).

The switched status of the relay is shown by a LED.

The module is a 2-channel, 4-conductor device and actuators with a ground (earth) wire may be directly connected to the module.

Description	Item No.	Pack. Unit
2DO 230V AC 2.0A/ Relay 2NO	750-512	10 ¹⁾
2DO 230V AC 2.0A/ Relay 2NO (without connector)	753-512	1
¹⁾ Also available individually		
Accessories	Item No.	Pack. Unit
 753 Series Connectors	753-110	25
 Coding elements	753-150	100
Miniature WSB Quick marking system		
 plain	248-501	5
 with marking	see pages 352 ... 353	
Approvals	Also see "Approvals Overview" in Section 1	
Conformity marking	CE	
Shipbuilding	ABS, BV, DNV, GL, KR, LR*, NKK*, PRS*, RINA* *753 Series, pending	
UL 508	Class I, Div. 2, Grp. ABCD, T4	
ANSI/ISA 12.12.01	I M2 / II 3 GD Ex nC IIC T4	
EN 60079-0, -15	750-512*	
EN 61241-0, -1	750-512*	
EN 60079-0, -11, -15	750-512*	
EN 61241-0, -1, -11	750-512*	
	* Permissible operating temperature: 0°C ... +60°C	

Technical Data	
No. of outputs	2 make contacts
Max. current consumption (internal)	100 mA
Max. switching voltage	250 V AC / 30 V DC
Switching power	500 VA / 60 W (resistive load) cos φ max. = 0.4; L/R max = 7 ms
Min. switching current	10 mA / 5 V DC
Max. switching current	2 A AC/DC
Max. switching frequency	30/min (at nominal load)
Pull-in time (max.)	10 ms
Bounce time (typ.)	1.2 ms
Drop-out time (max.)	10 ms
Contact material	Silver alloy
Mechanical life	2 x 10 ⁷ switching operations
Electrical life	3 x 10 ⁵ switching operations (2 A / 250 V AC) or (2 A / 30 V DC)
Isolation	1.5 kV eff. (field/system)*; * 2.5 kV rated surge voltage; Overvoltage category III
Internal bit width	2 bits
Wire connection	CAGE CLAMP®
Cross sections	0.08 mm ² ... 2.5 mm ² / AWG 28 ... 14
Stripped lengths, 750/753 Series	8 ... 9 mm / 0.33 in 9 ... 10 mm / 0.37 in
Width	12 mm
Weight	54.5 g
EMC: CE - immunity to interference	acc. to EN 60000-6-2 (2005)
EMC: CE - emission of interference	acc. to EN 61000-6-4 (2007)
EMC: marine applications	
- immunity to interference	acc. to Germanischer Lloyd (2003)
EMC: marine applications	
- emission of interference	acc. to Germanischer Lloyd (2003)

X-ON Electronics

Largest Supplier of Electrical and Electronic Components

Click to view similar products for [wago manufacturer](#):

Other Similar products are found below :

[750-460](#) [231-118/026-000](#) [231-303/026-000](#) [231-620/019-000](#) [257-403](#) [280-438](#) [280-831](#) [284-624](#) [210-111](#) [231-303/037-000](#) [231-446/001-000_NR](#) [232-216/026-000](#) [234-510](#) [264-726](#) [280-339](#) [0283-0671](#) [830-800/000-305](#) [750-512](#) [750-455](#) [51251782](#) [286-312](#) [713-1428/107-000](#) [731-138/048-000](#) [750-459](#) [750-517](#) [750-602](#) [793-3505](#) [826-172](#) [859-304](#) [280-335](#) [231-535/001-000](#) [2604-1105](#) [2604-1106](#) [2604-1504](#) [2606-1103/020-000](#) [2624-1103](#) [2626-3103/020-000](#) [821-104](#) [713-1107](#) [852-1411](#) [2106-1307](#) [2116-5307](#) [832-1205](#) [832-3604](#) [2009-110](#) [281-512/281-501](#) [286-336](#) [750-421](#) [750-838](#) [753-559](#)