






## Pololu 5V Step-Up Voltage Regulator U3V12F5



### Overview

These boost (step-up) voltage regulators generate higher output voltages from input voltages as low as 2.5 V. They are switching regulators (also called switched-mode power supplies (SMPS) or DC-to-DC converters) and have a typical efficiency between 80% to 90%. The available output current is a function of the input voltage, output voltage, and efficiency (see Typical Efficiency and Output Current section below), but the input current can typically be as high as 1.4 A. This regulator is available with a fixed 5 V, 9 V, or 12 V output:

The regulator's thermal shutdown prevents damage from overheating, but it does not have short-circuit or reverse-voltage protection.



## Features


- **input voltage: 2.5 V – VOUT**
- **fixed 5 V, 9 V, or 12 V output with 4% accuracy**
- **1.4 A switch allows for input currents up to 1.4 A**
- **2 mA typical no-load quiescent current**
- **integrated over-temperature shutoff**
- **small size: 0.515" × 0.32" × 0.1" (13 × 8 × 3 mm)**

## Using the Regulator Connections

The boost regulator has three connections: input voltage (VIN), ground (GND), and output voltage (VOUT).

The input voltage, VIN, must be at least 2.5 V and should not exceed the output voltage, VOUT. Please be wary of destructive LC spikes that might cause the input voltage to exceed VOUT (see below for more information).

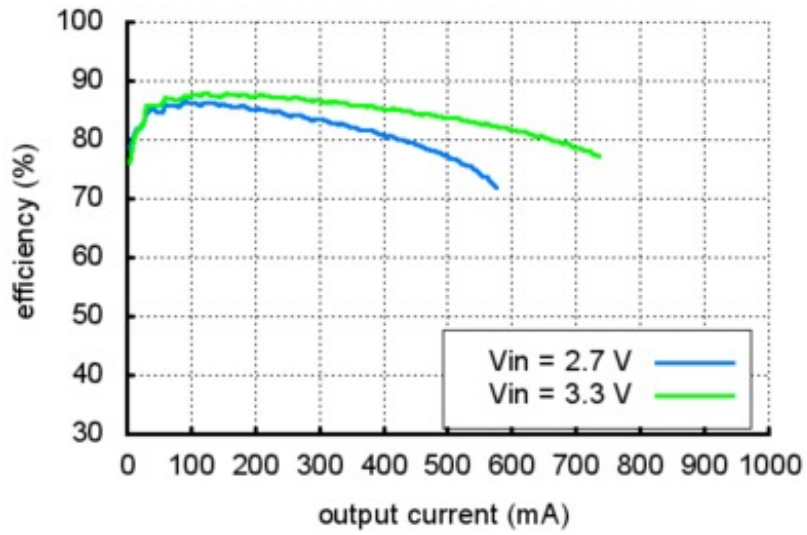
The three connections are labeled on the back side of the PCB, and they are arranged with a 0.1" spacing along the edge of the board for compatibility with solderless breadboards, connectors, and other prototyping arrangements that use a 0.1" grid. You can solder wires directly to the board or solder in either the 3×1 straight male header strip or the 3×1 right-angle male header strip that is included.



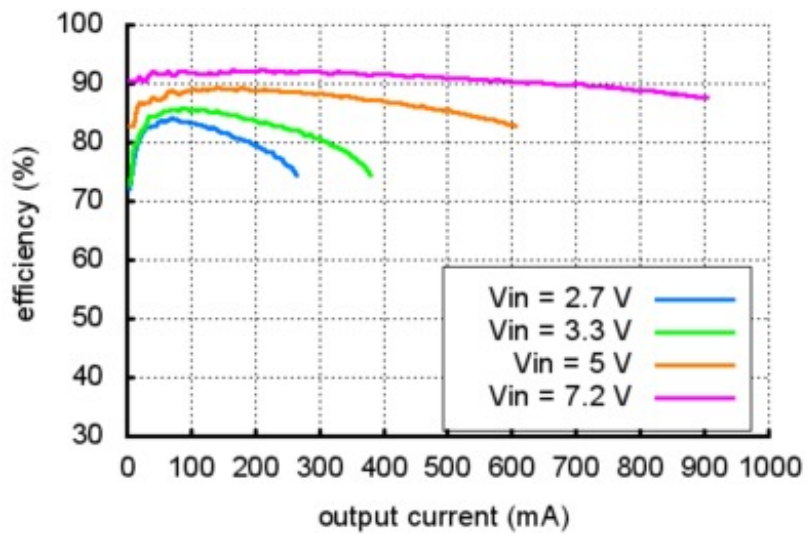
## Typical Efficiency and Output Current

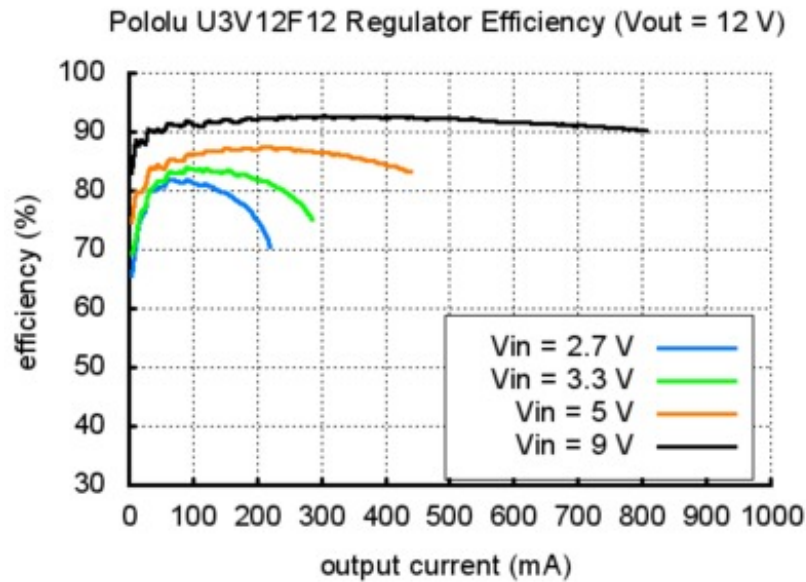
The efficiency of a voltage regulator, defined as (Power out)/(Power in), is an important measure of its performance, especially when battery life or heat are concerns. As shown in the graphs below, this switching regulator typically has an efficiency of 80 to 90%.

Pololu U3V12F5 Regulator Efficiency (Vout = 5 V)



Pololu U3V12F9 Regulator Efficiency (Vout = 9 V)





The maximum achievable output current is approximately proportional to the ratio of the input voltage to the output voltage. If the input current exceeds the switch current limit (typically somewhere between 1.4 and 2 A), the output voltage will begin to drop. Additionally, the maximum output current can depend on other factors, including the ambient temperature, air flow, and heat sinking.

### LC Voltage Spikes

When connecting voltage to electronic circuits, the initial rush of current can cause damaging voltage spikes that are much higher than the input voltage. In our tests with typical power leads (~30" test clips), input voltages above 10 V caused voltage spikes in excess of 20 V. You can suppress such spikes by soldering a 33 $\mu$ F or larger electrolytic capacitor close to the regulator between VIN and GND.

More information about LC spikes can be found in our application note, [Understanding Destructive LC Voltage Spikes](#).

[Documentation on producer website.](#)

## X-ON Electronics

Largest Supplier of Electrical and Electronic Components

*Click to view similar products for [Converter Modules](#) category:*

*Click to view products by [Pololu](#) manufacturer:*

Other Similar products are found below :

[6V 1A STEP-DOWN D24V10F6](#) [7.5V 2.4A STEP-DOWN D24V22F7](#) [ADJUSTABLE BOOST REGULATOR 2.5-9.5V 4-25V](#)  
[ADJUSTABLE STEP-DOWN REGULULATOR](#) [5V, 5.5A STEP-DOWN VOLT REG. D36V50F5](#) [9V, 5A STEP-DOWN VOLT REG. D36V50F9](#) [12V, 4.5A STEP-DOWN VOLT REG. D36V50F12](#) [D24V150F12](#) [D24V150F3](#) [D24V150F5](#) [D24V150F6](#) [D24V150F9](#)  
[D24V25F3](#) [D24V25F6](#) [D24V25F7](#) [12V, 600MA STEP-DOWN VOLTAGE REGULATOR](#) [15V, 600MA STEP-DOWN VOLTAGE REGULATOR](#) [FIT0169](#) [POLOLU-2095](#) [POLOLU-2096](#) [POLOLU-2099](#) [POLOLU-2115](#) [POLOLU-2118](#) [POLOLU-2121](#) [POLOLU-2122](#)  
[POLOLU-2123](#) [POLOLU-2562](#) [POLOLU-2568](#) [POLOLU-2572](#) [POLOLU-2577](#) [POLOLU-2841](#) [POLOLU-2842](#) [POLOLU-2866](#) [POLOLU-799](#) [2.5-7.5V ADJUSTABLE STEP-DOWN REGULATOR](#) [DFR0205](#) [FIT0172](#) [3.3V, 600MA STEP-DOWN VOLTAGE REGULATOR](#)  
[3.3V, 6.5A STEP-DOWN VOLT REG. D36V50F3](#) [FIT0471](#) [DFR0379](#) [OKY3498-1](#) [OKY3498-2](#) [OKY3498-3](#) [OKY3501-2](#) [OKY3501-3](#)  
[OKY3502-1](#) [OKY3502-4](#) [OKY3502-5](#) [OKY3502-6](#)