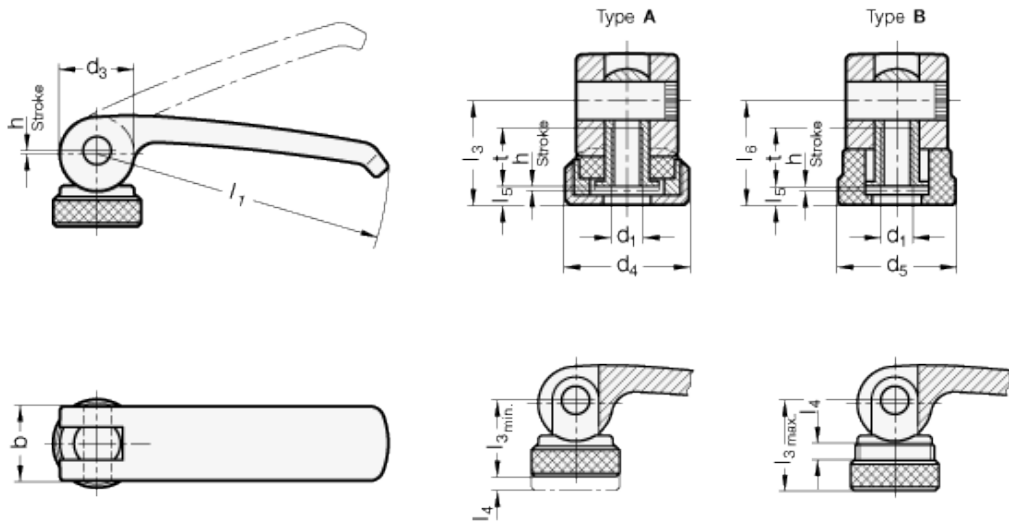


GN 927

Cam levers



technical informations

Lever body

Zinc alloy die-cast.

Colour

RAL 9005 black matte finish, epoxy resin coating.

Rotation pin

Zinc-plated steel.

Pressed bushing

Zinc-plated steel.

Contact plate

- Version A: glass-fibre reinforced acetal resin based (POM) technopolymer with adjustable contact plate.
- Version B: glass-fibre reinforced (PPS) technopolymer with non-adjustable contact plate.

Knurled base

Zinc-plated steel.

Clamping element

Zinc-plated steel with tapped hole.

Features and applications

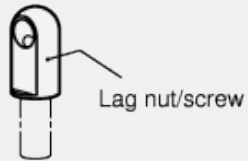
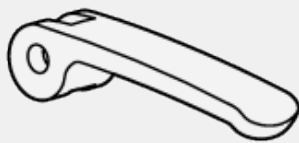
Clamping levers with eccentric cam GN 927 are used for rapid clamping and releasing operations. Hereby, contrary to a clamping operation via a thread, these levers permit a torque-free clamping.

The lever has been designed to ensure that its movement cannot exceed the max. clamping position.

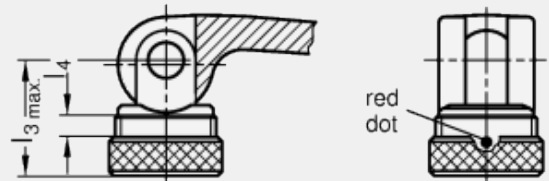
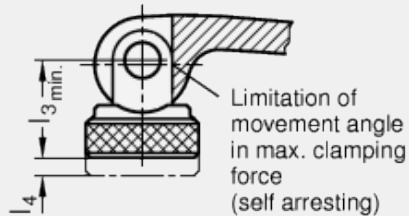
There are no loose components since they are all assembled and mounted in their correct order.

The salient points of type A are as follows: The distance between the eccentric cam and the contact surface is adjustable by means of a fine threaded knurled nut. This allows the max. clamping force to be set by a simple adjustment. In addition this also allows the choice of the preferred lever position in relation to the clamping lever pin.

With these clamping levers with eccentric cam, thrusts of up to 8kN can be reached.



l_3 adjustable by the setting nut for optimum clamping force at the convenient lever position.



l_3 max. must not be exceeded, i.e. the red dot must not be visible.

Otherwise there is the risk that the positioning thread can no longer absorb the clamping force or may be damaged.

Standard Elements

Main dimensions

Mounting hole

Weight

Description	l ₁	b	d ₃	d ₄	d ₅	h	l _{3 min.}	l _{3 max.}	l ₄	l ₅	l ₆	d ₁	t	g
GN 927-63-M5-A	63	16	16	19	-	0.75	16.3	18.8	2.5	3	-	M5	10	56
GN 927-63-M5-B	63	16	16	-	18.5	0.75	-	-	-	3	16.3	M5	10	56
GN 927-63-M6-A	63	16	16	19	-	0.75	16.3	18.8	2.5	3	-	M6	10	57
GN 927-63-M6-B	63	16	16	-	18.5	0.75	-	-	-	3	16.3	M6	10	60
GN 927-82-M6-A	82	20	20	25	-	1	19.5	22.5	3	3.7	-	M6	12	60
GN 927-82-M6-B	82	20	20	-	22.5	1	-	-	-	3.7	19.5	M6	12	56
GN 927-82-M8-A	82	20	20	25	-	1	19.5	22.5	3	3.7	-	M8	12	111
GN 927-82-M8-B	82	20	20	-	22.5	1	-	-	-	3.7	19.5	M8	12	98
GN 927-101-M8-A	101	25	26	30	-	1.5	25.3	29.3	4	4.8	-	M8	15	218
GN 927-101-M8-B	101	25	26	-	27	1.5	-	-	-	4.8	25.3	M8	15	200
GN 927-101-M10-A	101	25	26	30	-	1.5	25.3	29.3	4	4.8	-	M10	15	210
GN 927-101-M10-B	101	25	26	-	27	1.5	-	-	-	4.8	25.3	M10	15	200

This product had the following design awards:



ELESA-GANTER models all rights reserved in accordance with the law. Always mention the source when reproducing our drawings.

STANDARD MACHINE ELEMENTS WORLDWIDE

X-ON Electronics

Largest Supplier of Electrical and Electronic Components

Click to view similar products for [Bench Top Tools](#) category:

Click to view products by [Elesa & Ganter](#) manufacturer:

Other Similar products are found below :

[63801-7271](#) [5-690451-2](#) [570416-000](#) [59737-3](#) [6-1372442-6](#) [6-21084-7](#) [6-2119582-2](#) [63801-4462](#) [63801-7269](#) [639029070](#) [679527-1](#) [68284-1](#) [690223-2](#) [691530-1](#) [7-18023-8](#) [768514-1](#) [768539-1](#) [768597-1](#) [809696-1](#) [810408](#) [811070-1](#) [819347-1](#) [852772-1](#) [853858-1](#) [854130-1](#) [854178-1](#) [854946-1](#) [854946-2](#) [856189-1](#) [904262-1](#) [904449-1](#) [9-1633962-3](#) [9-1633962-4](#) [9-1633962-5](#) [9-22279-4](#) [9-22280-9](#) [970609-000](#) [986096-2](#) [1-1901695-2](#) [1-1901696-2](#) [992438-3](#) [1-1976053-3](#) [1-2119644-2](#) [1-2119644-3](#) [1-2119791-1](#) [1-25022-4](#) [125327-000](#) [122760-1](#) [1-23470-5](#) [126379-1](#)