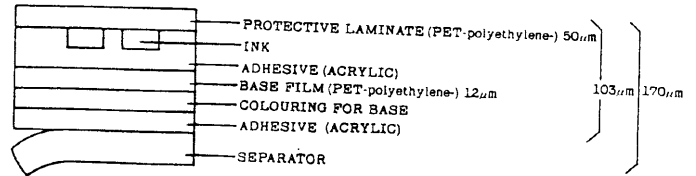


TAPE STRUCTURE

Brother's laminated tapes — both the TC and TX lines — consist of six layers of materials, resulting in thin, yet extremely strong, labels. Characters formed with thermal transfer ink are actually printed onto the underside of a laminate. Sandwiched between two layers of PET (polyethylene) film, the characters are virtually indestructible.




BROTHER LAMINATED TAPE

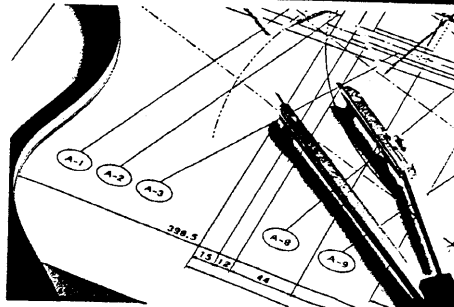
LAMINATION

Brother's 50 µm of top lamination protects the ink from the sorts of hazards which abound in industrial environments: abrasion, chemicals, oil and water. . . even general rough handling.


SPECIAL TAPE TECHNOLOGIES



FLUORESCENT TAPES



INSTANT LETTERING TAPES



IRON ON TRANSFER TAPES

SAFE FOR USERS



Brother had its tapes tested by an official Japanese government food research laboratory. For the purpose of the tests, it was assumed that labels would be attached to food containers, food packages, or to food preparation equipment. The tapes met the food sanitation law of Japan. Results can be seen at the right. P-Touch laminated tapes were found to meet all of the chemical limits in the standard. Though they passed the chemical tests, P-Touch tapes are strong, and not easily digested. For this reason, care should be taken to prevent accidental ingestion by infants or the elderly.

Additional tests were performed to determine the effects of accidental affixation of tapes to one's skin. Again, the tapes caused no skin irritation in the tests and, therefore, are described as safe according to OECD guidelines. Again, though the tapes passed the irritation tests, they could have some effect on people with sensitive skin. Brother recommends that labels not be attached to one's skin.

| RESULTS | |
|---|-------------------------------|
| Lead : | none detected (MLD 5ppm) |
| Cadmium : | none detected (MLD 0.5ppm) |
| Dissolution tests | |
| Heavy metals (as Pb) : | none detected (MLD 1µg/ml) |
| (Solvent : 4% V/V acetic acid) | |
| Consumption of Potassium permanganate : | 1.1µg/ml |
| (Solvent : water) | |
| Residue on evaporation : | not more than 5µg/ml |
| (Solvent : n-heptan) | |
| Residue on evaporation : | not more than 5µg/ml |
| (Solvent : 20% V/V ethanol) | |
| Residue on evaporation : | not more than 5µg/ml |
| (Solvent : water) | |
| Residue on evaporation : | not more than 5µg/ml |
| (Solvent : 4% V/V acetic acid) | |
| Antimony : | none detected (MLD 0.05µg/ml) |
| (Solvent : 4% V/V acetic acid) | |
| Germanium : | none detected (MLD 0.05µg/ml) |
| (Solvent : 4% V/V acetic acid) | |
| Methyl methacrylate : | none detected (MLD 5µg/ml) |
| (Solvent : 20% V/V ethanol) | |

ABRASION RESISTANCE

Tapes were tested with a weighted (1kg) sand eraser device. After 50 "return" passes, Brother's tapes' lamination was only slightly scratched. The characters underneath were completely unaffected.



ABRASION RESULT (after 50 passes)

DIELECTRIC STRENGTH

In tests performed by Brother, white P-Touch tapes with black characters began to lose their electric resistance at an applied voltage of 8kv, and lost their resistance entirely at 11kv. Most other colour variations will have a similar resistance. However, though they meet the majority of Japan Industrial Standards for electrical insulator tape, P-Touch tapes are not designed to be used as electrical insulation, and Brother recommends that they not be used as such. (It is important to note that

tapes with "metallic" (gold, silver) backgrounds or characters contain aluminium, and that tapes with black backgrounds contain carbon, and therefore have lower dielectric strength than the standard colour styles.)

| TAPES | (a) (mm) | (b) (kV) | (c) (kV/mm) | (d) (kV) |
|-----------------|-------------|-------------|----------------|-------------|
| BLACK ON WHITE | 0.110 | 11 | 100 | 8 |
| BLACK ON GOLD | 0.110 | 6 | 55 | 4 |
| BLACK ON SILVER | 0.110 | 6 | 55 | 5 |

(a) TAPE'S THICKNESS
 (b) DIELECTRIC BREAKDOWN VOLTAGE
 (c) DIELECTRIC STRENGTH FOR 1MM IN THICKNESS (b)/(a)
 (d) THE MAXIMUM VOLTAGE WHICH CAN BE APPLIED BEFORE THE INSULATOR RUPTURES.

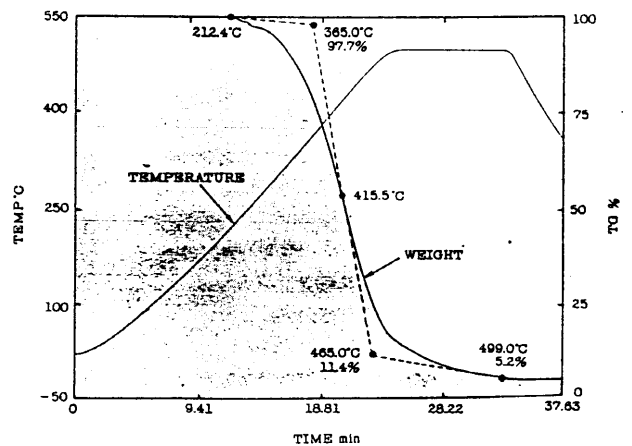
TAKING THE HEAT

Brother's P-Touch tapes retain their integrity even at extremely high temperatures. Tapes were placed in an analysis chamber. Then, starting at room temperature, the chamber was heated at a rate of 20°C increase per minute.

Decomposition of the tapes did not begin until the temperature reached 365°C. In other words, under general working environments the tapes will retain their form and readability. Tapes began to decompose more rapidly before and after temperature reached 415.5°C.

People often ask about using P-Touch tapes in conjunction with Diazo copy machines and with laminators. Copying an original document with a label attached will not cause problems with a Diazo machine. However, attaching a label to Diazo output may be difficult, due to the outputted document's wetness or coatings. As for

lamination machines, extreme heat and pressure can cause the label's structure and printed characters to be damaged. For this reason, items with P-Touch labels attached should not be fed through a laminator.



PERCENTAGE CHANGE OF TAPE WEIGHT UNDER HIGH TEMPERATURE

ADHESIVE STRENGTH

A label that falls off ceases to perform its function. Anybody who has experience using embossed stiff films knows that their reduced surface adhesion area decreases the tape's ability to cling to items.

ADHESION TO VARIOUS MATERIALS ●

First, Brother tested their tapes' adhesive strength under ordinary conditions when applied to various materials. Though the exact forces required to remove the labels varied, the finding was that in a general working environment, even after handling, P-Touch tapes will remain affixed.

| | ADHESIVE STRENGTH (gf/12mm) |
|-----------------------|-----------------------------|
| STAINLESS STEEL | 780 |
| GLASS | 730 |
| PVC | 880 |
| ACRYLIC | 700 |
| POLYPROPYLENE | 340 |
| POLYESTER-COATED WOOD | 650 |

(ADHESIVE STRENGTH) gf/12mm: required force to remove 12mm wide tapes.

ADHESION AFTER EXPOSURE TO HEAT AND COLD ●

Next, tapes attached to stainless steel slightly roughened with abrasive paper were heated and cooled. After two hours in -50°C , a force of 710 gf was required to remove the P-Touch tape. No change in tape or adhesive colour had occurred. Heating, on the other hand, actually increased the tapes' adhesive strength, due to a slight softening and spreading of adhesive. (After two hours in 200°C though, the tape's white backing and adhesive had slightly discoloured.)

| | ADHESIVE STRENGTH (gf/12mm) |
|--------------------------------------|-----------------------------|
| $-50^{\circ}\text{C} \times 2$ HOURS | 710 |
| $200^{\circ}\text{C} \times 2$ HOURS | 1100 |

ADHESION IN HIGH TEMPERATURE & HIGH HUMIDITY ●

The combination of high temperature and high humidity was no problem for Brother's tapes. The highest adhesion strengths of any test were registered after the tapes' exposure to 40°C temperatures and 5% salt water baths. No change in ink colour occurred, and no adhesive was left behind when tapes were removed.

| | ADHESIVE STRENGTH (gf/12mm) |
|--|-----------------------------|
| 40°C DISTILLED WATER $\times 24$ HOURS | 1440 |
| 40°C 5% SALT WATER $\times 24$ HOURS | 1580 |

(OBJECTS: STAINLESS STEEL RUBBED) (WITH ABRASIVE PAPER #280)

ADHESION TO ROUNDED OBJECTS ●

Adhesion strength on rounded objects was also tested. Tapes were attached to stainless steel poles of various diameters, prepared with #280 abrasive paper. The poles were then placed in a variety of environments. On tightly-rounded, 8mm-diameter poles, after 24 hours in 65°C and 80% humidity, some labels' ends pulled up slightly from the pole (up to 3mm), and in a few cases, the background tape remained attached while the laminate pulled up (i.e. some tape separation occurred). In both normal and cold temperatures, even on the 8mm-diameter poles, no loss of adhesion was noted. More importantly, on all poles with larger diameters (from 12mm to 24mm), no loss of contact between label and pole resulted.

| ENVIRONMENTAL CONDITION | PEELING AMOUNT / ADHESION PROBLEM | 1 MM OR LESS (0.04" OR LESS) | 1-3 MM (0.04"-1/8") | 3 MM OR MORE (1/8" OR MORE) |
|---------------------------------------|-----------------------------------|------------------------------|---------------------|-----------------------------|
| | | | | |
| $65^{\circ}\text{C} \times 24$ HOURS | SEPARATED | 20% | 50% | 0 |
| | DETACHED | 20% | 0 | 0 |
| $23^{\circ}\text{C} \times 24$ HOURS | SEPARATED | 0 | 0 | 0 |
| | DETACHED | 0 | 0 | 0 |
| $-20^{\circ}\text{C} \times 24$ HOURS | SEPARATED | 0 | 0 | 0 |
| | DETACHED | 0 | 0 | 0 |

PERCENTAGE OF TAPES WHICH DETACHED FROM SUBSTRATE OR SEPARATED ON 8MM (1/3)-DIAMETER POLES

ADHESION TO ROUGH SURFACE ●

The last adhesion tests addressed the issue of surface roughness. Stainless steel samples were prepared using a variety of abrasive paper weights. Roughening the surface actually increased the Brother tapes' adhesion strengths.

| | ADHESIVE STRENGTH (gf/12mm) |
|---------------------------------------|-----------------------------|
| SPECULAR GLOSS STAINLESS STEEL | 560 |
| STAINLESS STEEL RUBBED WITH A.P. #280 | 780 |
| STAINLESS STEEL RUBBED WITH A.P. #240 | 750 |
| STAINLESS STEEL RUBBED WITH A.P. #180 | 710 |
| STAINLESS STEEL RUBBED WITH A.P. #120 | 730 |
| STAINLESS STEEL RUBBED WITH A.P. #80 | 660 |

In general, the adhesion strengths determined through the various tests demonstrate that Brother's tapes will remain affixed under all but the most extreme environments.


CHEMICALS & WATER

P-Touch tapes, attached to glass slides, were bathed in a variety of materials for two hours. Despite some changes in appearance and structure, all tapes remained affixed to their slides. As the photographs show, in a number of tests, Brother's laminated tapes fared remarkably well.




| | |
|------------------------|--|
| TOLUENE: | Slight adhesive swelling Slight puffing of tape and laminate |
| HEXANE: | No noticeable change |
| ETHANOL: | Slight adhesive swelling Slight puffing of tape |
| ETHYL ACETATE: | Slight adhesive swelling Slight puffing of laminate |
| ACETONE: | Some adhesive dissolving Slight puffing of laminate |
| 1.1.1 TRICHLOROETHANE: | Slight adhesive swelling Slight puffing of laminate |
| MINERAL SPIRITS: | Slight adhesive swelling Slight puffing of laminate |
| WATER: | No noticeable change in structure Very slight weakening of adhesive |
| 0.1N HCl: | No noticeable change in structure Very slight weakening of adhesive |
| 0.1N NaOH: | No noticeable change in structure Very slight weakening of adhesive |

CHANGES OF APPEARANCE AND STRUCTURE IN VARIOUS CHEMICALS



ETHYL ACETATE BATH RESULT



ETHYL ACETATE RUBBING RESULT

Also, though soaking labels in chemicals for two hours caused some changes, rubbing P-Touch labels with cloths soaked in those same chemicals had no effect on the tapes. This implies that even if chemicals are spilled on the P-Touch tapes, quick wiping should prevent damage. Here, Brother's laminated tape technology clearly protects the printed characters.

FADING RESISTANCE

Brother's laminated tapes of various background colours were attached to coated metal plates (similar to a car's surface), and placed in a fade-inducing chamber at 83°C. They were left for 100 hours to simulate a year in sunny surroundings. Afterwards, measurements of the change in reflective strength (ΔE) were taken, with results as shown:

Only yellow tape showed significant fading. The other background films, though yielding measurable ΔE s, were not overly affected to the eye. Ink remained basically unchanged, and all characters were still completely legible.

Next, tape samples were placed in a sunshine weather-o-meter at 63°C for 400 hours. They were subjected to not only heat and light, but also water, to simulate a year of outdoor conditions. Again, yellow tapes were the most affected, with these results:

| TAPES' BACKGROUNDS | FADE-O-METER | | |
|--------------------|--------------|----------|-----------|
| | 20 HOURS | 50 HOURS | 100 HOURS |
| CLEAR | 0.09 | 0.06 | 0.26 |
| WHITE | 0.13 | 0.11 | 0.16 |
| RED | 0.30 | 0.46 | 0.74 |
| BLUE | 0.80 | 0.82 | 0.52 |
| YELLOW | 1.14 | 2.32 | 4.13 |
| GREEN | 0.32 | 0.29 | 0.91 |
| GREY | 0.52 | 0.71 | 1.09 |
| BLACK | 0.24 | 0.11 | 0.35 |

| TAPES' BACKGROUNDS | WEATHER-O-METER | | |
|--------------------|-----------------|-----------|-----------|
| | 200 HOURS | 300 HOURS | 400 HOURS |
| CLEAR | 1.9 | 2.58 | 3.76 |
| WHITE | 1.15 | 1.9 | 3.15 |
| RED | 0.75 | 1.55 | 2.7 |
| BLUE | 1.5 | 2.5 | 3.7 |
| YELLOW | 3.02 | 4.5 | 6.7 |
| GREEN | 1.65 | 1.8 | 3.3 |
| GREY | 1.25 | 1.55 | 2.2 |
| BLACK | 0.75 | 1.35 | 2.5 |

SOME COMMONLY ASKED QUESTIONS



“Can I use these labels outside ?”

If the label is originally attached to a clean, dry surface, it will be able to stand even harsh environments without falling off. After prolonged exposure to the sun, some fading of tape or print colours may occur. Readability will not be affected.



“What happens if water/motor oil/diluted acid gets on the labels ?”


Water presents no problems for the tape. Motor oil, diluted acid and other chemicals, in time, will weaken the tape's adhesive and/or laminate. If the spilled chemicals are wiped within a reasonable amount of time, the tapes will remain affixed, and will not be adversely affected.



NO DAMAGE TO BROTHER'S LAMINATED TAPE FROM SPILLED LACQUER

QUESTIONS

“Will the labels fall off if they are left in a refrigerator/freezer, or in a hot environment?”



Even at extremely low temperatures, labels will remain adhered to most materials. Many customers already use P-Touch tapes in refrigerated environments for a variety of applications and are satisfied with the results. Domestic refrigerator/freezers reach low temperatures of approximately -20°C , while industrial models reach -30°C . During adhesion tests, even at -50°C , no adhesive strength problems, ink or tape changes were noted. High temperatures can even increase the labels' adhesion. After two hours in 200°C temperatures, tested labels did not fall off (though some discolouration may occur.)

“When I remove the label, will messy adhesive remain? How can I remove it?”

Tapes can be easily removed from most materials such as polyethylene, polypropylene, fluoroc resin, silicon-process materials, etc. Unless subjected to extreme heat, humidity or certain chemicals, adhesive will not remain on the item's surface after removal. On some other materials, portions of adhesive might remain after extended periods of affixation. If this occurs, the adhesive can --in most cases -- be removed by rubbing with Ethanol.

“Does the label adversely affect the item to which it is attached?”


P-Touch tapes are harmless for nearly all objects to which you might attach them. However, labels should not be affixed to copper, because corrosion is possible. This is especially true for copper plates of electrical circuits, whose components could be damaged.

TAPE DIRECTORY

PRINTS IN VARIOUS COLOURS



PT-5000/20
ON WHITE ADHESIVE



PT-3000/15
ON CLEAR ADHESIVE



PT-8000
ON BLACK ADHESIVE BLACK ON FLUORESCENT

Not all models are available in all countries.

| TX TAPE | TC TAPE | ON WHITE ADHESIVE | | |
|---------|---------|-------------------|--------|--------|
| | | BLACK | RED | BLUE |
| 24mm | | TX-251 | TX-252 | TX-253 |
| 18mm | | TX-241 | TX-242 | TX-243 |
| 12mm | | TX-231 | TX-232 | TX-233 |
| 9mm | | TX-221 | --- | --- |
| 6mm | | TX-211 | --- | --- |
| | 12mm | TC-201 | TC-202 | TC-203 |
| | 9mm | TC-291 | TC-292 | TC-293 |

| ON CLEAR ADHESIVE | | | | |
|-------------------|--------|--------|--------|--------|
| BLACK | RED | BLUE | GOLD | WHITE |
| TX-151 | TX-152 | TX-153 | --- | --- |
| TX-141 | --- | --- | --- | --- |
| TX-131 | TX-132 | TX-133 | --- | --- |
| --- | --- | --- | --- | --- |
| --- | --- | --- | --- | --- |
| TC-101 | TC-102 | TC-103 | TC-104 | --- |
| --- | --- | --- | --- | TC-195 |

| ON BLACK ADHESIVE | | BLACK ON FLUORESCENT | | |
|-------------------|--------|----------------------|--------|--------|
| BLACK | WHITE | YELLOW | GREEN | --- |
| TX-344 | TX-355 | TX-B51 | TX-C51 | TX-D51 |
| --- | TX-345 | --- | --- | --- |
| TX-334 | TX-335 | TX-B31 | TX-C31 | TX-D31 |
| --- | TX-325 | --- | --- | --- |
| --- | TX-315 | --- | --- | --- |
| TC-301 | --- | TC-B01 | TC-C01 | TC-D01 |
| TC-391 | TC-395 | --- | --- | --- |

WHITE ON COLOURS

| TX TAPE | TC TAPE | RED | BLUE | ORANGE | GREEN | GREY |
|---------|---------|--------|--------|--------|--------|--------|
| | | 24mm | --- | --- | --- | --- |
| 18mm | | --- | --- | --- | --- | --- |
| 12mm | | --- | --- | --- | --- | --- |
| 9mm | | --- | --- | --- | --- | --- |
| 6mm | | --- | --- | --- | --- | --- |
| | 12mm | --- | --- | --- | --- | --- |
| | 9mm | TC-495 | TC-595 | TC-695 | TC-795 | TC-A95 |

BLACK ON COLOURS

| TX TAPE | TC TAPE | BLUE | YELLOW | GREEN | GREY | --- | --- |
|---------|---------|--------|--------|--------|--------|--------|-----|
| | | TX-451 | TX-551 | TX-651 | TX-751 | TX-A51 | --- |
| TX-441 | TX-541 | TX-641 | TX-741 | --- | --- | --- | |
| TX-431 | TX-531 | TX-631 | TX-731 | TX-A31 | --- | --- | |
| --- | --- | TX-621 | --- | --- | --- | --- | |
| --- | --- | TX-611 | --- | --- | --- | --- | |
| TC-401 | TC-501 | TC-601 | TC-701 | --- | --- | --- | |
| TC-491 | TC-591 | TC-691 | TC-791 | --- | TC-891 | TC-991 | |

ON MATT FINISH

| TX TAPE | TC TAPE | BLACK | RED | BLUE |
|---------|---------|--------|--------|--------|
| | | 24mm | TX-M51 | --- |
| 18mm | | --- | --- | |
| 12mm | | --- | --- | |
| 9mm | | TX-M21 | --- | |
| 6mm | | TX-M11 | --- | |
| | 12mm | --- | --- | |
| | 9mm | TC-M91 | TC-M92 | TC-M93 |

IRON ON TRANSFER TAPE

| BLACK | RED | BLUE |
|--------|--------|--------|
| --- | --- | --- |
| --- | --- | --- |
| --- | --- | --- |
| --- | --- | --- |
| --- | --- | --- |
| TC-Y01 | TC-Y02 | TC-Y03 |
| --- | --- | --- |

ON INSTANT LETTERING TAPE


| BLACK | RED | BLUE |
|--------|--------|--------|
| TX-051 | --- | --- |
| --- | --- | --- |
| TX-031 | --- | --- |
| --- | --- | --- |
| --- | --- | --- |
| TC-001 | TC-002 | TC-003 |
| --- | --- | --- |

- ★ Actual tape colours may differ from the printed samples here.
- ★ Some kinds of tapes are not available in some countries.
- ★ Tape Width Variations:
 TX TAPE-24mm (1")
 18mm (3/4")
 12mm (1/2")
 9mm (3/8")
 6mm (1/4")
 TC TAPE-12mm (1/2")
 9mm (3/8")

All tests, with the exception of toxicity and skin irritation analyses, were performed by Brother Industries, Ltd. Though they were not performed by an independent research laboratory, their procedures conformed to Japanese Industrial Standards. Results published here could differ slightly from those conducted by different groups, under different circumstances.

As a service to our customers, Brother will provide Material Safety Data Sheets for its tapes upon request. For additional information on tapes, including available styles and pricing, please call Brother Customer Service Dept.

AVAILABLE AT:



brother

Machines Division,
 10000 13th Street,
 Brother USA S.J.D.
 800-541-3433
 800-541-3433

| | | PT350 |
|-----------------------|------------------------|--|
| | | Jun-97 |
| Hardware | Target Production Date | |
| | Dimensions | 178(W) x 205(D) x 60(H) mm |
| | Weight | 700g (excl. batteries) |
| | Housing Design | Low Profile |
| | Housing Colour | B900 |
| | Keyboard | QWERTY, QWERTZ, AZERTY |
| | Number of Keys | 51 |
| | Cutter | Manual |
| | Power | Dry Cell AA Batteries x 6 (inc.) / Op. AC Adapter |
| | LCD | 12 Chrs x 2 Line |
| | Attachments | 12mm Black on Clear, 6 x AA Batteries |
| | Print Head | 180 dpi / 128 dot (available 98 dot) |
| | Print Speed | 10mm / sec |
| | Tape Type | TZ |
| Tape Width | 6, 9, 12, 18, 24 mm | |
| Tape Feed | Yes | |
| Software | Built-In Font | Helsinki, Brussels, Bermuda |
| | Title Font | San Diego, Florida, US, Belgium, Istanbul |
| | Characters and Symbols | 216 (UK, FRA, BEL) / 256 (GER) |
| | Max Character Height | 12.4mm |
| | Max Print Height | 13.5mm |
| | Character Size (point) | Auto, 10, 13, 19, 26, 38 (Normal or Wide) |
| | Font Styles (8) | Normal, Outline, Shadow, Bold, Italic It +(Outline, Shadow, Bold) |
| | Multi-Line | 4 Line |
| | Label Length Set | Yes (Also 7 presets) |
| | Multi-Block | No |
| | Buffer | 255 Characters |
| | Memory | 2000 Characters |
| | Framing (15 kinds) | Square, Round, Background shadow, background cross, Background diagonal, Nameplate, Telephone, Dog, Cat, Hands, Candy, Banner, Aeroplane, Vine, Flower |
| | Barcode | CODE39, CODE128, EAN8, EAN13, EAN128, CODABAR, I 2/5, UPC-E, UPC-A |
| | Copy Printing | Yes (1-9) |
| | Delete | BackSpace, Line Out, All Clear |
| | Underline | Underline, Strike out |
| | Tape Margin | Full, Large, Middle, Small, None |
| | Text Alignment | Horizontal, Left, Centre, Right, Justify |
| | Fill Pattern | (Use "background" options in frame function) |
| | Mirror Printing | Yes |
| | Text Insert | Insert |
| | Vertical Printing | Yes |
| | Numbering | Yes (1-99) |
| | Split Printing | No |
| | Stamp Format | Yes (Hidden Function) |
| | Calendar Printing | Yes |
| Auto Power Off | Yes | |
| Multi Colour Software | Semi-Automatic | |

957513

| | | PT220 |
|-----------|------------------------|--|
| | Target Production Date | Jul-97 |
| Hardware | Dimensions | 109(W) x 190(D) x 68(H) mm |
| | Weight | 570g (excl. batteries) |
| | Housing Design | Large Handy |
| | Housing Colour | B900 (With light grey middle) |
| | Keyboard | QWERTY, QWERTZ, AZERTY |
| | Number of Keys | 52 |
| | Cutter | Manual |
| | Power | Dry Cell LR66 Batteries x 6 (inc.) / Op. AC Adapter |
| | LCD | 12 Chrs x 2 Line |
| | Attachments | 12mm Black on Clear, 6 x LR66 Batteries |
| | Print Head | 180 dpi / 128 dot |
| | Print Speed | 10mm / sec |
| | Tape Type | TZ |
| | Tape Width | 6, 9, 12, 18 mm |
| Tape Feed | Yes | |
| Software | Built-In Font | Helsinki |
| | Title Font | No |
| | Characters and Symbols | 175?? (UK, FRA, BEL) / 187 (GER) |
| | Max Character Height | 12.4mm |
| | Max Print Height | 13.5mm |
| | Character Size (dots) | 24, 32, 48, 56, 88 +BIG |
| | Font Styles (8) | Normal, Outline, Shadow, Bold, Italic It 7 (Outline, Shadow, Bold) |
| | Multi-Line | 4 Line |
| | Label Length Set | Yes |
| | Multi-Block | No |
| | Buffer | 99 Characters |
| | Memory | 300 Characters |
| | Framing (15 kinds) | Rectangle, Ribbon, Nameplate, Vine |
| | Barcode | CODE39, EAN8, EAN13, CODEBAR, I 2/5, UPC E, UPC-A |
| | Delete | BackSpace, Line Out ?, All Clear |
| | Underline | Underline |
| | Tape Margin | Full, Middle, Small, None |
| | Text Alignment | No |
| | Fill Pattern | No |
| | Mirror Printing | Yes |
| | Text Insert | Insert |
| | Vertical Printing | Yes |
| | Numbering | Yes (1-9) |
| | Split Printing | No |
| | Auto Power Off | Yes |
| | Multi Colour Software | Semi-Automatic |

STAMP KIT ACCESSORIES
FOR P-TOUCH LABEL PRINTERS

| <u>Model</u> | <u>Description</u> | <u>Can be used with</u> |
|--------------|--|---|
| SKLB | 24mm Large Stamp Kit Contains Stamp Holder - Black Ink Pad-Stencil Film | PT-350 Only Automatic |
| SKMB | 18mm Medium Stamp Kit Contains Stamp Holder - Black Ink Pad-Stencil Film | PT-350 Automatic PT-220 Manual PT-540C Manual |
| SHLB | 24mm Large Stamp Holder and Black Ink Pad | PT-350 Automatic only |
| SHMB | 18mm Medium Stamp Holder and Black Ink Pak | PT-350 Automatic PT-220 Manual PT-540C Manual |

Automatic: Set-up for use of the Stamp Kit is automatic on PT-350

Manual : Requires manual set-up from special instructions supplied with all Stamp Kits when used with PT-220, PT-340, PT-340C & PT-540.

X-ON Electronics

Largest Supplier of Electrical and Electronic Components

Click to view similar products for [brother manufacturer](#):

Other Similar products are found below :

[TZE-S651](#) [TZE-S621](#) [TZE-FX221](#) [TZE-B31](#) [TZE-651](#) [TZE-641](#) [TZE-441](#) [TZE-431](#) [TZE-421](#) [TZE-334](#) [TZE-232](#) [TZE-223](#) [TX231](#) [TZE-131](#) [TZE-161](#) [TZE-355](#) [TZE-451](#) [TZE-661](#) [TZE-731](#) [TZE-FX251](#) [DK-11201](#) [DK-11202](#) [DK-11204](#) [DK-11207](#) [DK-11208](#) [DK-11218](#) [DK-11219](#) [DK-11221](#) [DK-11240](#) [DK-22214](#) [DK-22223](#) [DK-22225](#) [DK-22251](#) [DK-44205](#) [DK-44605](#) [DK-N55224](#) [FLE-7511](#) [HSE-211](#) [HSE-221](#) [HSE-241](#) [PT-D210](#) [PT-D210VP](#) [PT-D400](#) [PT-D450VP](#) [PT-D600VP](#) [PT-H110](#) [PT-P300BT](#) [STE-141](#) [STE-151](#) [STE-161](#)