

## PCB connection terminal block - SPTA 5/ 4-7,5-ZB - 1819105

Please be informed that the data shown in this PDF Document is generated from our Online Catalog. Please find the complete data in the user's documentation. Our General Terms of Use for Downloads are valid (<http://phoenixcontact.com/download>)



PCB terminal block, Nominal current: 41 A, Nom. voltage: 1000 V, Pitch: 7.5 mm, Number of positions: 4, Connection method: Push-in connection, Mounting: Soldering, Conductor/PCB connection direction: 30 °, Color: green



### Key commercial data

Packing unit	1
GTIN	 4 046356 787215
Custom tariff number	85369010

### Technical data

#### Dimensions

Pitch	7.5 mm
Dimension a	22.5 mm
Pin dimensions	1,7 x 0,8
Pin spacing	14 mm
Hole diameter	2.1 mm

#### General

Range of articles	SPTA 5/
Insulating material group	I
Rated surge voltage (III/3)	8 kV
Rated surge voltage (III/2)	8 kV
Rated surge voltage (II/2)	6 kV
Rated voltage (III/3)	800 V
Rated voltage (III/2)	1000 V
Rated voltage (II/2)	1000 V
Connection in acc. with standard	EN-VDE
Nominal current $I_N$	41 A
Nominal cross section	6 mm <sup>2</sup>
Insulating material	PA

# PCB connection terminal block - SPTA 5/ 4-7,5-ZB - 1819105

## Technical data

### General

Solder pin surface	Sn
Inflammability class according to UL 94	V0
Stripping length	15 mm
Number of positions	4

### Connection data

Conductor cross section solid min.	0.2 mm <sup>2</sup>
Conductor cross section solid max.	6 mm <sup>2</sup>
Conductor cross section stranded min.	0.2 mm <sup>2</sup>
Conductor cross section stranded max.	6 mm <sup>2</sup>
Conductor cross section stranded, with ferrule without plastic sleeve min.	0.25 mm <sup>2</sup>
Conductor cross section stranded, with ferrule without plastic sleeve max.	6 mm <sup>2</sup>
Conductor cross section stranded, with ferrule with plastic sleeve min.	0.25 mm <sup>2</sup>
Conductor cross section stranded, with ferrule with plastic sleeve max.	4 mm <sup>2</sup>
Conductor cross section AWG/kcmil min.	24
Conductor cross section AWG/kcmil max	8
2 conductors with same cross section, stranded, TWIN ferrules with plastic sleeve, min.	0.25 mm <sup>2</sup>
2 conductors with same cross section, stranded, TWIN ferrules with plastic sleeve, max.	1.5 mm <sup>2</sup>

## Classifications

### eCl@ss

eCl@ss 4.0	27141111
eCl@ss 4.1	27141109
eCl@ss 5.0	27141190
eCl@ss 5.1	27141190
eCl@ss 6.0	27261101
eCl@ss 7.0	27440401
eCl@ss 8.0	27440401

### ETIM

ETIM 3.0	EC001121
ETIM 4.0	EC002643
ETIM 5.0	EC002643

### UNSPSC

UNSPSC 6.01	30211801
UNSPSC 7.0901	39121432
UNSPSC 11	39121432

# PCB connection terminal block - SPTA 5/ 4-7,5-ZB - 1819105

## Classifications

### UNSPSC

UNSPSC 12.01	39121432
UNSPSC 13.2	39121432

## Approvals

### Approvals

---

### Approvals

### GOST

---

### Ex Approvals

---

### Approvals submitted

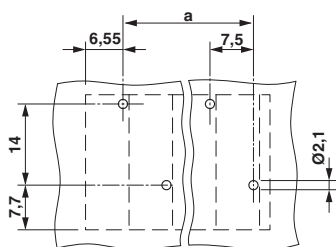
---

### Approval details

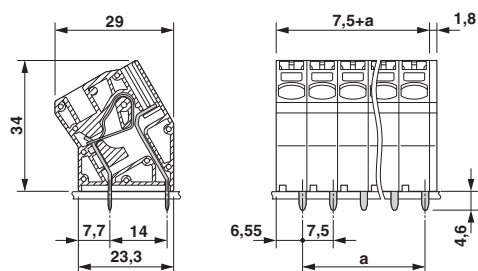
GOST

## Drawings

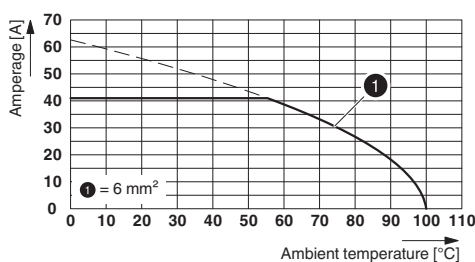
Drilling diagram



Dimensioned drawing



Diagram





## X-ON Electronics

Largest Supplier of Electrical and Electronic Components

*Click to view similar products for [phoenix contact manufacturer](#):*

Other Similar products are found below :

[1203259](#) [3240366](#) [1893300](#) [1623633](#) [2814605](#) [3240098](#) [0201391](#) [CRIMPFOX 16 S](#) [CRIMPSET 25](#) [7001438](#) [ETD-BL-1T-F-300S](#) [MCR-1CLP-I-I-00](#) [MCR-4CLP-I-I-00](#) [MCR-DAC 8-I- 4-BUS](#) [FL EPA WMS](#) [FLK 50/EZ-DR/ 400/KONFEK/S](#) [FLS PB M12 DO 8 M12-2A](#) [PPS CD BLADE](#) [PSI-MOS-DNET CAN/FO 660/BM](#) [PSM-ME-RS232/RS232-P](#) [PSM PTK-4](#) [PSM-SET-FSMA/4-KT](#) [PSR-SCP-24DC/TS/SDI8/SDIO](#) [PSR-SCP- 24DC/URD3/4X1/2X2](#) [PT 2X2- 5DC-ST](#) [1202580](#) [1203534](#) [1205985](#) [1206308](#) [1207420](#) [QUINT-BAT/24DC/12AH](#) [1204038](#) [1212041](#) [1212096](#) [1212162](#) [1212171](#) [1212202](#) [1212250](#) [1212304](#) [1212380](#) [1212480](#) [1212485](#) [1212488](#) [1212500](#) [1212511](#) [1212578](#) [1212584](#) [1212585](#) [1212592](#) [1212646](#)