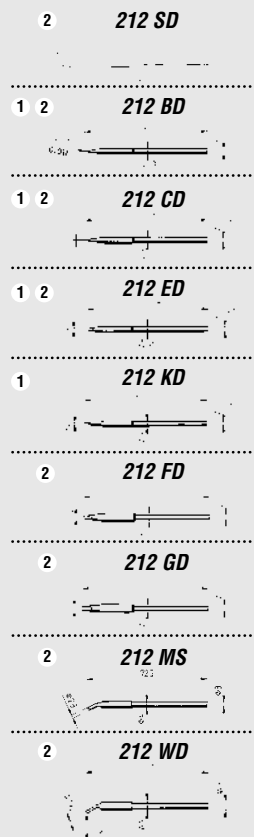


# ERSA SMT UNIT 60 A



Micro tool / Pincette 40

65 / 130 W heat up rating



Cross section of an ERSADUR-soldering tip (see p. 9)  
Please ask for our tip sheet with additional tips!

20

1 Tips for SMD 8012  
2 Tips for SMD 8013



## SMD Soldering and Desoldering Station - to meet every budget




The SMT UNIT 60 A from ERSA will handle virtually any soldering job - whether it is SMD soldering, desoldering or repair work. It is electronically temperature-controlled and antistatic according to MIL-SPEC/ESA-standards and has two separately controlled tools: the ultra-light ERSA Micro tool SMD soldering iron and the versatile ERSA Pincette 40 for desoldering. An extensive range of SMD soldering and desoldering tips compliments these tools. The Micro tool has a range of long-lasting ERSADUR soldering tips beginning at 0.2 mm (0.008"), making it ideal for very fine and compact soldering work. The revolutionary ERSA MicroWell tip enables you to install fine-pitch SMDs in a matter of seconds. The desoldering tip range of the Pincette 40 covers everything from MELFs and mini-MELFs to SOIC packages, QFPs and PLCC's. Its wide range of tips means you can use the ERSA SMT UNIT 60 A to work on practically any commercially available SMT component. And because you can change the rapid heat up tips in a matter of seconds, even when they are hot, you can work quickly and efficiently.

The multifunctional holder with its swiveling sponge container also functions as a hot tip holder. The holder is designed so that you can use ERSA soldering irons with any commercially available solder fume extraction system provided you have an adapter.

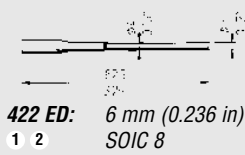


The ultra-fine 0.2 mm (0.008") tip (212 SD)

## Quick and easy SMD rework



**Desoldering tips (pair) for Pincette 40**



**422 ED:** 6 mm (0.236 in)  
1 2 SOIC 8



**422 FD 3:** 7,5 mm (0.295 in)  
2 SOIC 12

**422 FD 1:** 10 mm (0.394 in)  
1 2 SOIC 16

**422 FD 4:** 12,5 mm (0.492 in)  
2 SOIC 20

**422 FD 2:** 15 mm (0.591 in)  
1 2 SOIC 24

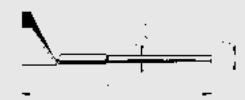
**422 FD 5:** 17,5 mm (0.689 in)  
2 SOIC 28

**422 FD 6:** 20 mm (0.787 in)  
2 SOIC 32

**422 FD 7:** 25 mm (0.984 in)  
SOIC 40

**422 FD 8:** 27,5 mm (1.082 in)

**422 FD 9:** 40 mm (1.574 in)



**422 QD 5:** 10 mm (0.394 in)  
2 PLCC 20

**422 QD 1:** 12,5 mm (0.492 in)  
1 PLCC 28

**422 QD 6:** 15 mm (0.591 in)  
QFP, TQFP, TTQFP  
TTQFP 80T25

**422 QD 3:** 17,5 mm (0.689 in)  
1 2 PLCC 44

**422 QD 4:** 20 mm (0.787 in)  
1 PLCC 52

**422 QD 2:** 25 mm (0.984 in)  
1 PLCC 68

**422 QD 7:** 30 mm (1.191 in)  
PLCC 84

**422 QD 8:** BQFP 132

**422 QD 9:** BQFP 100

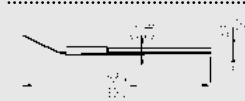
**422 QD 10:** 22,5 mm (0.886 in)  
QFP 112

**422 RD 1:** 22,5 x 16,5 mm  
(0.886 x 0.650 in)  
QFP 100

**422 RD 2:** 15 x 12,5 mm  
(0.591 x 0.492 in)  
PLCC 32

**422 RD 3:** 15 x 10 mm  
(0.591 x 0.394 in)  
PLCC 28-1

**422 SD:** MICROMELF  
2



**422 MD:** MELFS/MINIMELFS  
1 2

1 Tips for SMD 8012

2 Tps for SMD 8013

**Technical data:**

**SMT 603 A electronic station**

Supply voltage: 230 V~, 50-60 Hz

Secondary voltage: 24 V~

Rating: 60 W

Control technique: RESISTRONIC

Temperature range:

Micro tool:  
stepless 150°C (300°F) - 400°C (750°F)

Pincette 40: subject to tips

Function display: red LED

Cable: 2 m (6.6 ft) PVC with connector

Model: safety insulated, antistatic

according to MIL-SPEC/ESA standards

**Micro tool soldering iron**

Voltage: 24 V~

Rating: 30 W / 280°C (545°F)

- 20 W / 350°C (660°F)

Heat up rating: 65 W

Heating time: appr. 50 s (to 280°C/545°F)

Weight (without cable): appr. 25 g (1 oz)

Cable: 1.2 m (3.9 ft) highly flexible/

heat resistant, antistatic

Model: antistatic according to

MIL-SPEC/ESA standards

**Pincette 40 desoldering tweezers**

Voltage: 24 V~

Rating: 2 x 30 W / 280°C (545°F)

- 2 x 20 W / 350°C (660°F)

Heat up rating: 130 W

Heating time: subject to tips

Weight (without cable): appr. 75 g (3 oz)

Cable: 1.2 (3.9 ft) m highly flexible/

heat resistant, antistatic

Model: antistatic according to

MIL-SPEC/ESA standards

**Order nos:**

**SMT 60 A** SMT UNIT 60 A soldering and desoldering station complete

consisting of:

**SMT 603 A** Electronic station

**270 BDJ** Micro tool soldering iron with 212 BD soldering tip


**430 EDJ** Pincette 40 desoldering tweezers with 422 ED desoldering tips

**A 29** Holder for Micro tool

**A 30** Holder for Pincette 40

**43400** Tip turn protection set for type 422

**43500** Tip turn protection set for type 212 and 422



Please choose your suitable SMD desoldering tips out of the series 422. (further SMD desoldering tips upon request)

## ERSA SMD tip holder



### SMD 8012

The fully equipped tip holder makes organizing and accessing your SMD soldering/desoldering tips an easy task, while at the same time **saving space!**

This extremely **practical and ergonomical** tip holder is an indispensable aid that no SMD workbench should be without.

Please ask for our free-of-charge process descriptions "Fine-Pitch Installation" and "SMD-removal" (see page 31)

**Order nos.:**

**SMD 8012** SMD tip holder completely equipped

consisting of:

**SH 03** Tip holder

**ERSADUR-SMD** soldering tips

**212 BD** pencil point 0.4 mm ø

(0.016 in ø)

**212 CD** chisel shaped, 1.0 mm

(0.039 in)

**212 ED** chisel shaped, 1.8 mm

(0.071 in)

**212 KD** chisel shaped, extended,

1.8 mm (0.071 in)

SMD-desoldering tips (pair)

**422 MD** for MELFs a. MINIMELFs

**422 ED** 6 mm (0.236 in)

for SOIC 8

**422 FD 1** 10 mm (0.394 in)

for SOIC 16

**422 FD 2** 15 mm (0.591 in)

for SOIC 24

**422 QD 1** 12.5 mm (0.492 in)

for PLCC 28

**422 QD 3** 17.5 mm (0.689 in)

for PLCC 44

**422 QD 4** 20 mm (0.787 in)

for PLCC 52

**422 QD 2** 25 mm (0.984 in)

for PLCC 68

**Order nos:**

**SMD 8013** SMD tip holder completely equipped

consisting of:

**SH 03** Tip holder

**ERSADUR-SMD** soldering tips

**212 SD** pencil point, 0.2 mm/0.008 in ø

**212 BD** pencil point; 0.4 mm/0.016 in ø

**212 CD** chisel-shaped, 1.0 mm/0.039 in

**212 ED** chisel-shaped, 1.8 mm/0.071 in

**212 FD** chisel-sh., reinf., 2.2 mm/0.087 in

**212 GD** chisel-sh., reinf., 3.2 mm/0.126 in

**212 MS** MicroWell, 2.3 mm/0.091 in

**212 WD** MiniMicroWell, 1.6 mm/0.063 in

SMD-desoldering tips (pair)

**422 SD** for MICROMELF

**422 MD** for MELFs a. MINIMELFs

**422 ED** 6 mm/0.236 in, for SOIC 8

**422 FD 1** 10 mm/0.394 in, for SOIC 16

**422 FD 4** 12.5 mm/0.492 in, for SOIC 20

**422 FD 2** 15 mm/0.591 in, for SOIC 24

**422 FD 5** 17.5 mm/0.689 in, for SOIC 28

**422 FD 6** 20 mm/0.787 in, für SOIC 32

**422 QD 5** 10 mm/0.394 in, for PLCC 20

**422 QD 3** 17.5 mm/0.689 in, for PLCC 44



### SMD 8013

## X-ON Electronics

Largest Supplier of Electrical and Electronic Components

*Click to view similar products for [ersa](#) manufacturer:*

Other Similar products are found below :

[0162KD](#) [0085JD](#) [E008100](#) [0A04](#) [0A39](#) [0DIG20A84](#) [0A48](#) [ERSA-832EDLF](#) [ERSA-012BD](#) [ERSA-MINITYP](#) [ERSA-81100J](#)  
[0832KDLF/SB](#) [0832YDLF/SB](#) [0A52](#) [BASIC SET INDEPENDENT 75 ERS](#) [ERSA](#) [0102WDLF23/SB](#) [0102PDLF02/SB](#) [CHIP TOOL VARIO](#)  
[0WICKNC2.7/SB](#) [SVP100](#) [0152JD](#) [0ICV2000AI](#) [0T55](#) [0ANA60](#) [E033100](#) [E096100](#) [0102WDLF35/SB](#) [0200MD](#) [0550MD](#) [055JD](#) [05X100](#)  
[0A43](#) [0ICV2000A](#) [0ICV2000AC](#) [E092100](#) [0T56](#) [0130CDK](#) [0172LD](#) [0760CD](#) [0930CD](#) [0IC2000AXT](#) [0612KDLF/SB](#) [ERSA-MINOR](#)  
[ERSA-RDS80](#) [ERSA-832YDLF](#) [ERSA-212WD](#) [072604/10](#) [0842CDLF/SB](#) [0832UDLF/SB](#) [0842SDLF/SB](#)