

GenSPEED® Category 6 Quick Reference Guide

JACKET COLOR	PACKAGE	STANDARD		ENHANCED		PREMIUM	
		Category 6 GenSPEED® 6 (p. 28)		Category 6 GenSPEED® 6000 Enhanced (p. 26)		Category 6 GenSPEED® 6500 Premium (p. 24)	
		CMR	CMP	CMR	CMP	CMR	CMP
Blue							
	Pull-Pac®	7133800	7131800	7133900	7131900		
	Spool-Pac®	7133840	7131840	7133940	7131940	7133930	7131930
	Spool	7133860	7131860	7133960	7131960	7133970	7131970
	Bulk*	7133860.2R	7131860.2.5R	7133960.3R	7131960.3R	7133970.2R	7131970.2R
White							
	Pull-Pac®	7133801	7131801	7133901	7131901		
	Spool-Pac®	7133841	7131841	7133941	7131941	7133931	7131931
	Spool	7133861	7131861	7133961	7131961	7133971	7131971
	Bulk*	7133861.2R	7131861.2.5R	7133961.3R	7131961.3R	7133971.2R	7131971.2R
Yellow							
	Pull-Pac®	7133802	7131802	7133902	7131902		
	Spool-Pac®	7133842	7131842	7133942	7131942	7133932	7131932
	Spool	7133862	7131862	7133962	7131962	7133972	7131972
	Bulk*	7133862.2R	7131862.2.5R	7133962.3R	7131962.3R	7133972.2R	7131972.2R
Gray							
	Pull-Pac®	7133803	7131803	7133903	7131903		
	Spool-Pac®	7133843	7131843	7133943	7131943	7133933	7131933
	Spool	7133863	7131863	7133963	7131963	7133973	7131973
	Bulk*	7133863.2R	7131863.2.5R	7133963.3R	7131963.3R	7133973.2R	7131973.2R
Red							
	Pull-Pac®	7133804	7131804	7133904	7131904		
	Spool-Pac®	7133844	7131844	7133944	7131944	7133934	7131934
	Spool	7133864	7131864	7133964	7131964	7133974	7131974
	Bulk*	7133864.2R	7131864.2.5R	7133964.3R	7131964.3R	7133974.2R	7131974.2R
Orange							
	Pull-Pac®	7133805	7131805	7133905	7131905		
	Spool-Pac®	7133845	7131845	7133945	7131945	7133935	7131935
	Spool	7133865	7131865	7133965	7131965	7133975	7131975
	Bulk*	7133865.2R	7131865.2.5R	7133965.3R	7131965.3R	7133975.2R	7131975.2R
Green							
	Pull-Pac®	7133806	7131806	7133906	7131906		
	Spool-Pac®	7133846	7131846	7133946	7131946	7133936	7131936
	Spool	7133866	7131866	7133966	7131966	7133976	7131976
	Bulk*	7133866.2R	7131866.2.5R	7133966.3R	7131966.3R	7133976.2R	7131976.2R
Black							
	Pull-Pac®	7133807	7131807	7133907	7131907		
	Spool-Pac®	7133847	7131847	7133947	7131947	7133937	7131937
	Spool	7133867	7131867	7133967	7131967	7133977	7131977
	Bulk*	7133867.2R	7131867.2.5R	7133967.3R	7131967.3R	7133977.2R	7131977.2R
Pink							
	Pull-Pac®	7133808	7131808	7133908	7131908		
	Spool-Pac®	7133848	7131848	7133948	7131948	7133938	7131938
	Spool	7133868	7131868	7133968	7131968	7133978	7131978
	Bulk*	7133868.2R	7131868.2.5R	7133968.3R	7131968.3R	7133978.2R	7131978.2R
Purple							
	Pull-Pac®	7133809	7131809	7133909	7131909		
	Spool-Pac®	7133859	7131859	7133959	7131959	7133939	7131939
	Spool	7133869	7131869	7133969	7131969	7133979	7131979
	Bulk*	7133869.2R	7131869.2.5R	7133969.3R	7131969.3R	7133979.2R	7131979.2R

Note: Non-stock items may be subject to minimum order quantities.
 * Bulk reels are available in 2000' (2R), 2500' (2.5R), and 3000' (3R) lengths.

GenSPEED® 6 Category 6 Cable

Features And Benefits

- Unique separator design engineered for consistent electrical performance
- Performance guaranteed to 350 MHz
- TRU-Mark® print legend contains footage markings from 1000' to 0'
- Third-party verified for guaranteed performance
- Made in U.S.A.

Applications


- IEEE 802.3: 1000 BASE-T (Gigabit Ethernet), 100 BASE-TX, 10 BASE-T
- ANSI/TIA 854: 1000 BASE-TX
- 155 Mp/s, 1.2 Gb/s ATM
- ANSI X3.263: 100 Mb/s
- IEEE 802.3af DTE Power (PoE)
- IEEE 802.3at for PoE Plus
- Digital Video
- Broadband and Baseband Analog Video

Standard Compliances

- ANSI/TIA 568-C.2
- ANSI/TIA 862 (Building Automation)
- ISO/IEC 11801 Ed. 2.0 (Class E)
- ICEA S-102-700 (Category 6)
- NEC/CEC Type CMR (UL 1666) for Non-Plenum
- NEC/CEC Type CMP (NFPA 262) for Plenum
- RoHS Compliant Directive 2002/95/EC
- UL 444



LISTED VERIFIED



CONSTRUCTION

Conductors

- 23 AWG solid bare annealed copper

Insulation

- Non-Plenum: Polyolefin
- Plenum: Fluoropolymer/Dual-Layer Polyolefin

Color Code

- Pair 1: Blue-White/Blue
- Pair 2: Orange-White/Orange
- Pair 3: Green-White/Green
- Pair 4: Brown-White/Brown

Separator

- Divider

Rip Cord

- Applied longitudinally under jacket

Jacket

- Non-Plenum: Flame-Retardant PVC
- Plenum: Low-Smoke, Flame-Retardant PVC

PHYSICAL DATA

	CMR (Non-Plenum)	CMP (Plenum)
Nominal Cable Diameter (in)	0.205	0.200
Nominal Cable Weight (lbs/1000 ft)	28	28
Minimum Bend Radius (in)	1.0	1.0
Maximum Pulling Force (lbs)	32	32
Temperature Rating (°C)		
Installation:	0 to +60	0 to +60
Operation:	-20 to +75	-20 to +75

PART NUMBERS

Standard packaging: 1000' Pull-Pac® II

Jacket Color	Pull-Pac® II		Spool-Pac®		Spool	
	CMR (Non-Plenum)	CMP (Plenum)	CMR (Non-Plenum)	CMP (Plenum)	CMR (Non-Plenum)	CMP (Plenum)
Blue	7133800	7131800	7133840	7131840	7133860	7131860
White	7133801	7131801	7133841	7131841	7133861	7131861
Yellow	7133802	7131802	7133842	7131842	7133862	7131862
Gray	7133803	7131803	7133843	7131843	7133863	7131863
Red	7133804	7131804	7133844	7131844	7133864	7131864
Orange	7133805	7131805	7133845	7131845	7133865	7131865
Green	7133806	7131806	7133846	7131846	7133866	7131866
Black	7133807	7131807	7133847	7131847	7133867	7131867
Pink	7133808	7131808	7133848	7131848	7133868	7131868
Purple	7133809	7131809	7133859	7131859	7133869	7131869

Note: Bulk reels are available as a special request with a maximum allowable length of 3000 feet per reel. Minimum run and lead time may apply.

Non-stock items may be subject to minimum order quantities.

Data subject to change without notice.

Category 3 Non-Plenum

Product Construction

Conductors:

- 24 AWG solid bare annealed copper

Insulation:

- Flame-retardant semi-rigid PVC
- Polyolefin

Color Code:

- See Color Code Chart on page 97

Rip Cord:

- Applied longitudinally under jacket

Jacket:

- Flame-retardant PVC
- Sequential footage markings

Packaging


- 1000' Pull-Pac® (PP)
- 1000' Spool-Pac® (SPC)
- 1000' spool (SP)
- 1000' reel (RL)
- Per order length (POL)

Applications

- 100 VG-AnyLAN
- 52 Mbps ATM
- 10 BASE-T (IEEE 802.3)
- T1
- Voice

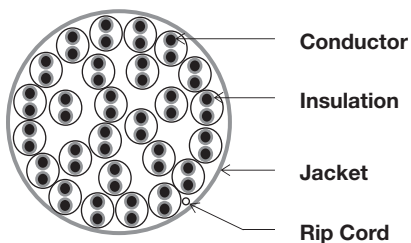
Compliances

- ANSI/TIA 568-C.2
- ANSI/ICEA S-90-661 (Category 3)
- NEC/CEC Type CMR (UL1666)
- RoHS Compliant Directive 2002/95/EC



PRODUCT NUMBER	PAIRS	JACKET COLOR	PKG.	O.D. (INCHES)	WEIGHT (LBS/KFT)
2133008	2	Beige	PP	0.14	9
2133009	2	Gray	PP	0.14	9
2133011	2	Gray	SP	0.14	9
2133012	3	Beige	PP	0.15	13
2133013	3	Gray	PP	0.15	13
2133015	3	Gray	SP	0.15	13
2133016	4	Beige	PP	0.17	16
2133017	4	Gray	PP	0.17	16
2133359	4	White	SPC	0.17	16
2133358	4	Gray	SPC	0.17	16
2133018	4	Beige	SP	0.17	16
2133019	4	Gray	SP	0.17	16
2133275	4	Blue	PP	0.17	16
2133296	4	White	PP	0.17	16
2133020	6	Beige	PP	0.21	23
2133021	6	Gray	PP	0.21	23
2133022	6	Beige	SP	0.21	23
2133023	6	Gray	SP	0.21	23
2133026	12	Beige	RL	0.27	47
2133027	12	Gray	RL	0.27	47
2133033	25	Gray	RL	0.42	105
2133033.99	25	Gray	POL	0.42	105
2133161	50	Gray	RL	0.56	185
2133161.99	50	Gray	POL	0.56	185
2133144	100	Gray	RL	0.74	375
2133144.99	100	Gray	POL	0.74	375
2133323	200	Gray	RL	1.02	724
2133323.99	200	Gray	POL	1.02	724
2133373.99	300	Gray	POL	1.23	1077

Data subject to change without notice.
 Note: Non-stock items may be subject to minimum order quantities.



Physical Data

	CMR (Non-Plenum)
Temperature Rating (°C)	
Installation:	0 to +60
Operation:	-10 to +60

Electrical Characteristics

	24 AWG	Frequency	Insertion Loss dB/100 m (max)	Power Sum Near-End Crosstalk dB (min)
DC Resistance (max) Ohms/100 m (328 ft) @ 20°C	9.38	772 kHz	2.2	43
Mutual Capacitance (max) pF/ft @ 1 kHz	17	1 MHz	2.6	41
Characteristic Impedance Frequency (f): 1.0-16.0 MHz	Ohms 100 ± 15	4 MHz	5.6	32
Structural Return Loss (SRL) Frequency (f): 1.0-10.0 MHz	dB (min) 12	8 MHz	8.5	27
	10.0-16.0 MHz	10 MHz	9.7	26
	12-10 log (f/10)	16 MHz	13.1	23



VERIFIED 4 Pair

Customer Premise Cross-Connect Wire Spec. 5006

Product Construction

Conductors:

- 22 and 24 AWG solid bare annealed copper

Insulation:

- Flame-retardant semi-rigid PVC

Pairing:

- Two twists per foot minimum
- For ease of identification, a variety of different color options are available

Packaging


- 1000' spool (SP)
- Other lengths and put-ups are also available

Applications

- Suitable for voice and data transmission up to 4 Mbps
- For cross-connecting between terminals of a distribution frame or other premise equipment

Compliances

- NEC/CEC Type CM (UL 1685-2000)
- Category 2 compatible
- RoHS Compliant Directive 2002/95/EC



PRODUCT NUMBER	PAIRS	AWG	COLOR CODE				PKG./ CARTON	O.D. (INCHES)	WEIGHT (LBS/ KFT)
			PAIR 1	PAIR 2	PAIR 3	PAIR 4			
2114200	1	24	R/G-G/R				8	0.06	3
2114328	1	24	R/BK-BK/R				8	0.06	3
2114369	1	24	R/BL-BL/R				8	0.06	3
2114385	1	24	R/Y-Y/R				8	0.06	3
7023708	1	24	BL/W-W/BL				8	0.06	3
7041916	1	24	BL/Y-Y/BL				8	0.06	3
7023773	1	24	O/W-W/O				8	0.06	3
7023781	1	24	G/W-W/G				8	0.06	3
7036759	1	24	BK/W-W/BK				8	0.06	3
7023864	1	24	R/W-W/R				8	0.06	3
7023716	2	24	BL/W-W/BL	O/W-W/O			3	0.09	6
2114325	2	24	R/BL-BL/R	R/O-O/R			3	0.09	6
7023724	3	24	BL/W-W/BL	O/W-W/O	G/W-W/G		4	0.10	9
2114211	4	24	BL/W-W/BL	O/W-W/O	G/W-W/G	BR/W-W/BR	4	0.12	13
2114363	1	22	W/O-O/W				4	0.08	5
2114364	1	22	W/G-G/W				4	0.08	5
7041973	1	22	BL/W-W/BL				4	0.08	5
7042047	1	22	R/W-W/R				4	0.08	5
2114212	2	22	BL/W-W/BL	O/W-W/O			4	0.12	10

Data subject to change without notice.

Electrical Characteristics

	22 AWG 1 PR.	24 AWG 1-4 PR.
DC Resistance (max) Ohms/1000 ft @ 20°C	18.0	28.6
Characteristic Impedance Ohms @ 1 MHz (nom)	100	100

Customer Premise Cross-Connect Wire Type "F" • Spec. 5008

Product Construction

Conductors:

- 24 AWG solid bare annealed copper

Insulation:

- Flame-retardant semi-rigid PVC

Pairing:

- Four twists per foot minimum

Packaging


- Supplied on non-returnable spools as shown in table (SP)

Applications

- Suitable for voice and data transmission up to 16 Mbps
- For cross-connecting between terminals of a distribution frame or other premise equipment

Compliances

- NEC/CEC Type CM (UL 1685-2000)
- Category 3 compatible
- RoHS Compliant Directive 2002/95/EC
- Telcordia (Bellcore) GR-1253 (Bellcore Specification TA-TSY-000130)



PRODUCT NUMBER	PAIRS	COLOR CODE			PKG.	PKG./ CARTON	O.D. (INCHES)	WEIGHT (LBS/ KFT)
		PAIR 1	PAIR 2	PAIR 3				
2113055	1	O/W-W/O			1000' SP	8	0.07	3
2134023	1	G/W-W/G			1000' SP	8	0.07	3
2114327	1	BL/R-R/BL			1000' SP	8	0.07	3
2114375	1	R/W-W/R			1000' SP	8	0.07	3
2114374	1	BK/W-W/BK			1000' SP	8	0.07	3
7042500	1	BL/Y-Y/BL			1000' SP	8	0.07	3
7051543	1	BL/Y-BL			600' SP	8	0.07	3
2113054	1	BL/W-W/BL			1000' SP	8	0.07	3
2114355	1	R/W-W/R			600' SP	8	0.07	3
2114408	2	BL/W-W/BL	O/W-W/O		500' SP	8	0.09	7
7042518	2	BL/R-R/BL	O/R-R/O		1150' SP	4	0.09	7
2114307	2	BL/W-W/BL	O/W-W/O		1000' SP	4	0.09	7
7042526	3	BL/W-W/BL	O/W-W/O	G/W-W/G	600' SP	4	0.12	11

Data subject to change without notice.

Electrical Characteristics

	24 AWG
DC Resistance (max) Ohms/1000 ft @ 20°C	28.6
Coaxial Capacitance (max) microfarads/kft @ 23°C	0.15
Insulation Resistance (min) Megohm - kft @ 23°C	300



X-ON Electronics

Largest Supplier of Electrical and Electronic Components

Click to view similar products for [carol manufacturer](#):

Other Similar products are found below :

[01364.35T.01](#) [01776.38.01](#) [76843.38.06](#) [C0754A.21.10](#) [C1321.41.01](#) [C1670A.41.10](#) [C2015A.12.04](#) [C2015A.12.19](#) [C2526A.18.10](#)
[C3120.18.86](#) [C4066A.38.10](#) [01104.99.01](#) [01343.35T.01](#) [02728-85-01](#) [5133290E](#) [09205.41.01](#) [2133016](#) [16065.41.01](#) [5131431E](#) [09814.99.01](#)
[E2206S.41.86](#) [E1524S.41.03](#) [E2534S.41.03](#) [C2016A.12.03](#) [C2064A.12.02](#) [C0570A.41.10](#) [C1343A.41.10](#) [C1357.41.90](#) [C2405A.41.10](#)
[C3068.41.86](#) [C3122.41.86](#) [C1352A.41.10](#) [C2536A.38.10](#) [C1361.38.90](#) [E2204S.41.02](#) [E3612S.41.03](#) [E1032S.25.10](#) [02604.41T.05](#)
[02605.41T.05](#) [02608.41T.05](#) [02632.35T.05](#) [02634.41T.05](#) [02601.41T.05](#) [C0783A.41.10](#) [E1032S.41.10](#) [E2024S.41.10](#) [01360.35T.01](#)
[01342.35T.01](#) [C0744A.41.10](#) [C2514A.41.10](#)