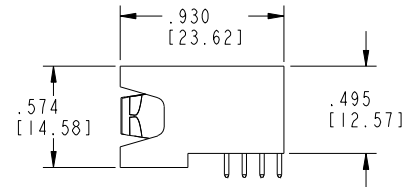
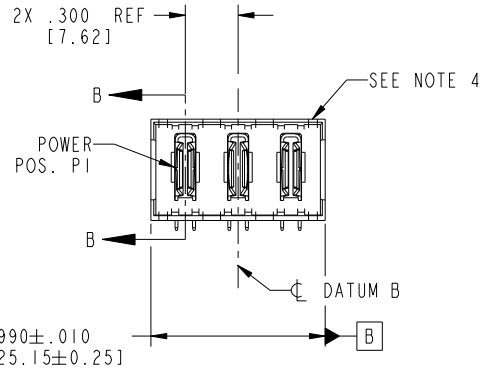


Tous droits strictement reserves. Reproduction ou communication a des tiers interdite sous quelque forme que ce soit sans autorisation ecrite du proprietaire. Propriete de c FCI. Droits de reproduction FCI.



All rights strictly reserved. Reproduction or issue to third parties in any form whatever is not permitted without written authority from the proprietor. Property of FCI. Copyright FCI.

PRODUCT NO. 51939-126-- NOTE 3	POWER		
	P1	P2	P3
	PS	PA	PS



CODE	DIM "M" MATING LENGTH	CONTACT TYPE
PA	N/A [N/A]	POWER
PS	N/A [N/A]	POWER

mat'l code		SEE NOTE 2		tolerances unless otherwise specified		CUSTOMER		 www.fciconnect.com	
ltr	ecn no.	dr	date	linear	.XX±.01/0.X±0.3	COPY		title	
A	V04-0674	TAB	07/01/04		.XXX±.005/0.XX±0.13	projection		3ACP	
B	DG06-0013	RYAN	01/11/06		.XXX±.0020/0.XXX±0.051			RIGHT ANGLE SOLDER HEADER	
C	DG09-0003	WD	02/12/09	angles	0°±2°			product family	
				dr	T. BRUNGARD 07/01/04	INCH/MM		PwrBlade	
				enr	M. GRAY 07/01/04	scale		code	
				chr	M. GRAY 07/01/04	1:1		213	
				appd	M. GRAY 07/01/04	A		sheet	
sheet index		revision sheet		C	C	C	C	51939-126	
		1 2		3	4			1 of 4	

cage code 22526

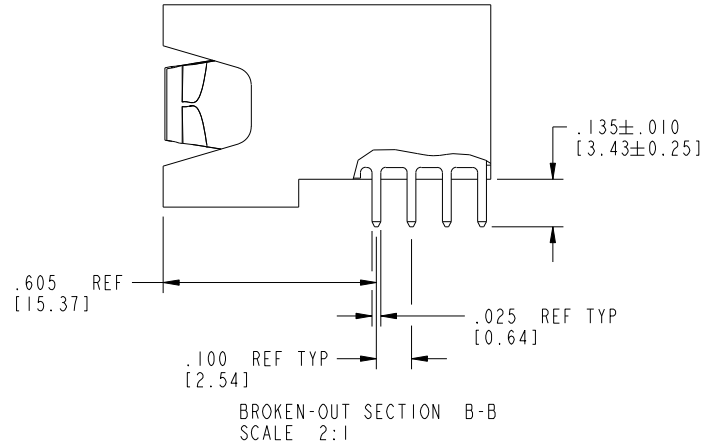
Pro/E

Tous droits strictement reserves. Reproduction ou communication a des tiers interdite sous quelque forme que ce soit sans autorisation écrite du propriétaire. Propriete de c FCI. Droits de reproduction FCI.



All rights strictly reserved. Reproduction or issue to third parties in any form whatsoever is not permitted without written authority from the proprietor. Property of FCI. Copyright FCI.

PRODUCT NUMBER  
51939-126--  
NOTE 3



mat'l code				SEE NOTE 2		tolerances unless otherwise specified		CUSTOMER		 www.fciconnect.com	
ltr	ecn no.	dr	date	linear	.XX±.01/0.X±0.3		COPY		 title	3ACP	
C					.XXX±.005/0.XX±0.13		projection			RIGHT ANGLE SOLDER HEADER	
				angles	.XXX±.002/0.XXX±0.051		 INCH/MM		product family		code
					0°±2°		scale		PwrBlade		213
				dr	T. BRUNGARD	07/01/04	1:1		size		sheet
				enr	M. GRAY	07/01/04	A		dwg no		2 of 4
				chr	M. GRAY	07/01/04			51939-126		
				appd	M. GRAY	07/01/04					
sheet index	revision sheet										

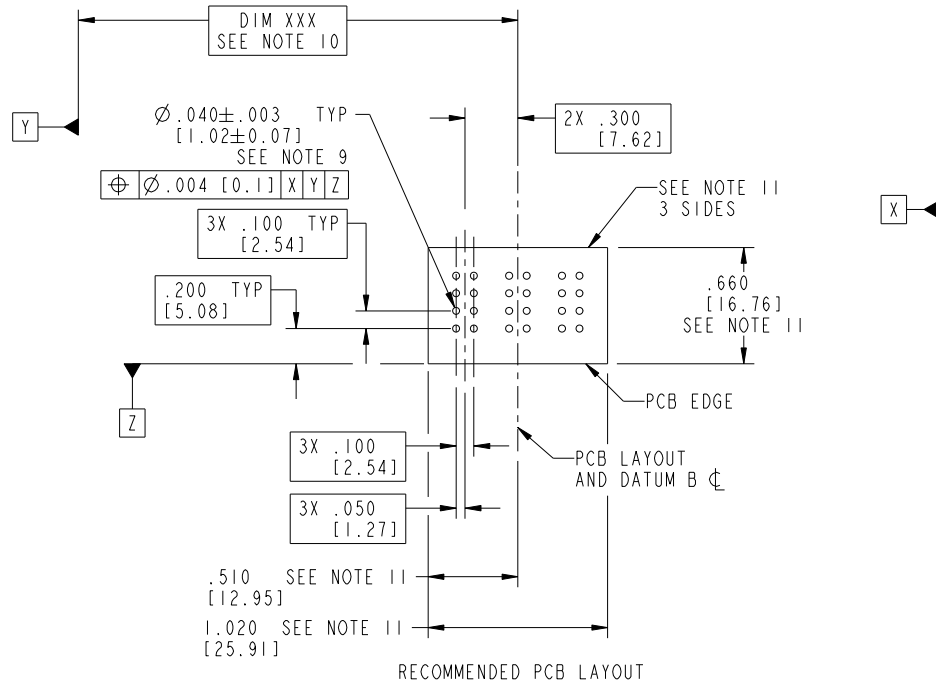
cage code 22526

Tous droits strictement reserves. Reproduction ou communication a des tiers interdite sous quelque forme que ce soit sans autorisation écrite du propriétaire. Propriete de c FCI. Droits de reproduction FCI.



All rights strictly reserved. Reproduction or issue to third parties in any form whatever is not permitted without written authority from the proprietor. Property of FCI. Copyright FCI.

PRODUCT NUMBER  
51939-126--  
NOTE 3



mat'l code		SEE NOTE 2		tolerances unless otherwise specified		CUSTOMER		 www.fciconnect.com	
ltr	ecn no.	dr	date	linear	.XX±.01/0.X±0.3		COPY		title 3ACP RIGHT ANGLE SOLDER HEADER
C					.XXX±.005/0.XX±0.13		projection		
				angles	.XXX±.002/0.XXX±0.051				product family PwrBlade code 213
					0°+2°		INCH/MM		
		dr	T. BRUNGARD	07/01/04	scale		A		sheet 3 of 4
		enr	M. GRAY	07/01/04	1:1		size A		
		chr	M. GRAY	07/01/04			dwg no 51939-126		
		appd	M. GRAY	07/01/04			sheet		
sheet index	revision sheet								

cage code 22526

Pro/E

Tous droits strictement réservés. Reproduction ou communication a des tiers interdite sous quelque forme que ce soit sans autorisation écrite du propriétaire. Propriété de c FCI. Droits de reproduction FCI.



All rights strictly reserved. Reproduction or issue to third parties in any form whatever is not permitted without written authority from the proprietor. Property of FCI. Copyright FCI.

PRODUCT NUMBER
51939-126__
NOTE 3

NOTES:

1. DIMENSIONS AND TOLERANCES ARE IN ACCORDANCE WITH ASME Y14.5M, 1994 UNLESS OTHERWISE SPECIFIED.

CONNECTOR NOTES:

- 2. HOUSING MATERIAL: UL 94 V-0 GLASS FILLED HIGH-TEMP THERMOPLASTIC  
POWER CONTACT MATERIAL: COPPER ALLOY  
SIGNAL PIN MATERIAL: COPPER ALLOY
- 3. SEE ITEM 1 & 2 IN PRINT 10064183 FOR PLATING SPEC OF 51939-126 AND 51939-126LF RESPECTIVELY.
- 4. MANUFACTURER'S NAME, P/N, AND DATE CODE TO APPEAR ON THIS SURFACE.
- 5. PRODUCT SPECIFICATION GS-12-149.  
APPLICATION SPECIFICATION BUS-20-067.
- 6. PACKAGED IN TRAYS.

PCB NOTES:

- 7. ALL HOLE DIAMETERS ARE FINISHED HOLE SIZE.
- 8. MOUNTING HOLES, WHERE APPLICABLE, ARE UNPLATED.
- 9.  $\varnothing .0453 \pm .0010$  [1.151  $\pm$  0.025] DRILLED HOLES PLATED WITH  
.0003 [0.008] MIN SnPb OVER .001 [0.03]  
TO .003 [0.08] Cu PLATING TO ACHIEVE  
 $\varnothing .040 \pm .003$  [1.02  $\pm$  .07] HOLE.
- 10. "DIM XXX" TO BE DETERMINED BY THE CUSTOMER.
- 11. CONNECTOR KEEP-OUT ZONE.
- 12. A  $\triangle$  SYMBOL WILL BE NEXT TO ANY DIMENSION, VIEW, OR NOTE WHICH HAS BEEN MODIFIED WITH THE CURRENT DRAWING REVISION.

mat'l code		SEE NOTE 2		tolerances unless otherwise specified		CUSTOMER		 www.fciconnect.com	
ltr	ecn no.	dr	date	linear	.XX±.01/0.X±0.3	COPY		title	
C					.XXX±.005/0.XX±0.13	projection		3ACP	
				angles	.XXX±.002/0.XXX±0.051			RIGHT ANGLE SOLDER HEADER	
				dr	0°±2°	INCH/MM		product family	
				enr	T. BRUNGARD 07/01/04	scale		PwrBlade	
				chr	M. GRAY 07/01/04	1:1		code	
				appd	M. GRAY 07/01/04	A		213	
sheet index	revision sheet							size	
								dwg no	
								51939-126	
								sheet	
								4 of 4	

cage code 22526

## X-ON Electronics

Largest Supplier of Electrical and Electronic Components

*Click to view similar products for [fct electronics manufacturer](#):*

Other Similar products are found below :

[F2W2SC-1002](#) [FMK3-K201](#) [FT2W2SC-K121](#) [K761](#) [24P104C24P1-006](#) [SDB15P159S-060](#) [SHD15P15S-012](#) [SHD15P15S-036](#) [FU27W2S7-K121](#) [2761](#) [ICD040GVP163D-03](#) [ICD040GVP163D-25](#) [10056427-1050011LF](#) [155298-002](#) [155286-001](#) [172704-0016](#) [173112-0413](#) [173113-0152](#) [173109-0036](#) [111-0098-994](#) [173107-0568](#) [FM24W7P-K120](#) [FM9W4P-K120](#) [FWDR15S](#) [RB09P09P-006](#) [FLW0915S7](#) [FT2W2PC-K120](#) [25P203C25P2-003](#) [K1003](#) [10112041-2020HLF](#) [173112-0077](#) [173112-0074](#) [173114-0092](#) [10046971-019LF](#) [10093084-2010LF](#) [FWDR09S1](#) [SHD26P26S-012](#) [FWDR15P](#) [74977-101001LF](#) [FM25W3PA-K120](#) [173112-0073](#) [151-2811-010](#) [91910-21169LF](#) [SHD15P15S-060](#) [FKC3GNME](#) [FKT5](#) [CT50-78P7](#) [HM2R89PA8100N9LF](#) [FM27W2SA-K121](#) [73231-1321](#)