

■ Features :

- Universal AC input / Full range
- Built-in active PFC function
- Protections: Short circuit / Overload / Over voltage
- PWM control and regulated
- High power density 6.117W/inch<sup>3</sup>
- Built-in remote sense function
- LED indicator for power on
- 100% full load burn-in test
- 125W with 18CFM FAN
- 5"x3" compact size
- 3 years warranty

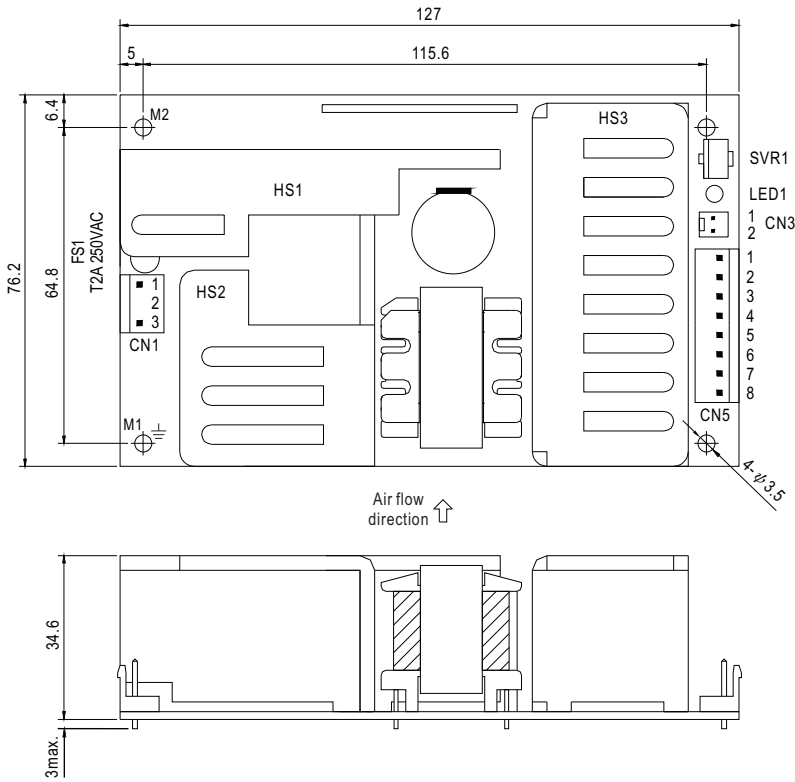


SPECIFICATION

MODEL		PPS-125-3.3	PPS-125-5	PPS-125-12	PPS-125-13.5	PPS-125-15	PPS-125-24	PPS-125-27	PPS-125-48	
OUTPUT	DC VOLTAGE	3.3V	5V	12V	13.5V	15V	24V	27V	48V	
	RATED CURRENT	20A	20A	8.5A	7.5A	6.7A	4.2A	3.8A	2.1A	
	CURRENT RANGE (convection)	0 ~ 20A	0 ~ 20A	0 ~ 8.5A	0 ~ 7.5A	0 ~ 6.7A	0 ~ 4.2A	0 ~ 3.8A	0 ~ 2.1A	
	CURRENT RANGE (18CFM FAN)	0 ~ 25A	0 ~ 25A	0 ~ 10.5A	0 ~ 9.3A	0 ~ 8.4A	0 ~ 5.2A	0 ~ 4.6A	0 ~ 2.6A	
	RATED POWER (convection)	66W	100W	102W	101.25W	100.5W	100.8W	102.6W	100.8W	
	RATED POWER (18CFM FAN)	82.5W	125W	126W	125.55W	126W	124.8W	124.2W	124.8W	
	RIPPLE & NOISE (max.) Note.2	100mVp-p	100mVp-p	100mVp-p	100mVp-p	100mVp-p	150mVp-p	150mVp-p	250mVp-p	
	VOLTAGE ADJ. RANGE	3.13 ~ 3.46V	4.75 ~ 5.25V	11.40 ~ 12.60V	12.82 ~ 14.17V	14.25 ~ 15.75V	22.80 ~ 25.20V	25.65 ~ 28.35V	45.60 ~ 50.40V	
	VOLTAGE TOLERANCE Note.3	±2.0%	±2.0%	±2.0%	±2.0%	±2.0%	±1.0%	±1.0%	±1.0%	
	LINE REGULATION	±0.5%	±0.5%	±0.5%	±0.5%	±0.5%	±0.5%	±0.5%	±0.5%	
	LOAD REGULATION	±1.0%	±1.0%	±1.0%	±1.0%	±1.0%	±1.0%	±1.0%	±1.0%	
	SETUP, RISE TIME	1000ms, 30ms/230VAC      2000ms, 30ms/115VAC at full load								
HOLD UP TIME (Typ.)	24ms/230VAC      24ms/115VAC at full load									
INPUT	VOLTAGE RANGE	90 ~ 264VAC      127 ~ 370VDC								
	FREQUENCY RANGE	47~63Hz								
	POWER FACTOR (Typ.)	PF>0.93/230VAC      PF>0.98/115VAC at full load								
	EFFICIENCY (Typ.)	70%      79%      80%      80%      80%      83%      83%      84%								
	AC CURRENT (Typ.)	115VAC	1.2A	1.7A						
		230VAC	0.6A	0.75A						
	INRUSH CURRENT (Typ.)	COLD START 24A/230VAC								
LEAKAGE CURRENT	<2mA / 240VAC									
PROTECTION	OVERLOAD	130 ~ 160% rated output power Protection type : Fold back current limiting, recovers automatically after fault condition is removed								
	OVER VOLTAGE	3.63 ~ 4.45V	5.5 ~ 6.75V	13.8 ~ 16.2V	15.5 ~ 20.25V	17.25 ~ 20.25V	27.6 ~ 32.4V	31.05 ~ 36.45V	57.6 ~ 67.2V	
ENVIRONMENT	WORKING TEMP.	-20 ~ +70°C (Refer to "Derating Curve")								
	WORKING HUMIDITY	20 ~ 90% RH non-condensing								
	STORAGE TEMP., HUMIDITY	-40 ~ +85°C, 10 ~ 95% RH								
	TEMP. COEFFICIENT	±0.05%/°C (0 ~ 50°C)								
	VIBRATION	10 ~ 500Hz, 2G 10min./1cycle, 60min. each along X, Y, Z axes								
SAFETY & EMC (Note 4)	SAFETY STANDARDS	UL60950-1, TUV EN60950-1 approved								
	WITHSTAND VOLTAGE	I/P-O/P:3KVAC    I/P-FG:2KVAC    O/P-FG:0.5KVAC								
	ISOLATION RESISTANCE	I/P-O/P, I/P-FG, O/P-FG:100M Ohms / 500VDC / 25°C / 70% RH								
	EMC EMISSION	Compliance to EN55022 (CISPR22) Class B, EN61000-3-2,-3								
	EMC IMMUNITY	Compliance to EN61000-4-2,3,4,5,6,8,11, EN55024, light industry level, criteria A								
OTHERS	MTBF	111.7Khrs min.    MIL-HDBK-217F (25°C)								
	DIMENSION	127*76.2*34.6mm (L*W*H)								
	PACKING	0.37Kg; 36pcs/14.3Kg/0.79CUFT								
NOTE	<p>1. All parameters NOT specially mentioned are measured at 230VAC input, rated load and 25°C of ambient temperature.</p> <p>2. Ripple &amp; noise are measured at 20MHz of bandwidth by using a 12" twisted pair-wire terminated with a 0.1uf &amp; 47uf parallel capacitor.</p> <p>3. Tolerance : includes set up tolerance, line regulation and load regulation.</p> <p>4. The power supply is considered a component which will be installed into a final equipment. All the EMC tests are been executed by mounting the unit on a 360mm*360mm metal plate with 1mm of thickness. The final equipment must be re-confirmed that it still meets EMC directives. For guidance on how to perform these EMC tests, please refer to "EMI testing of component power supplies." (as available on <a href="http://www.meanwell.com">http://www.meanwell.com</a>)</p> <p>5. Heat Sink HS1,HS2 &amp; HS3 can not be shorted.</p>									

**Mechanical Specification**

Unit:mm



AC Input Connector (CN1) : JST B3P-VH or equivalent

Pin No.	Assignment	Mating Housing	Terminal
1	AC/L	JST VHR or equivalent	JST SVH-21T-P1.1 or equivalent
2	No Pin		
3	AC/N		

DC Output Connector (CN5) : JST B8P-VH or equivalent

Pin No.	Assignment	Mating Housing	Terminal
1~4	-V	JST VHR or equivalent	JST SVH-21T-P1.1 or equivalent
5~8	+V		

Remote Sense(CN3) : Molex 5045-02 or equivalent

Pin No.	Assignment	Mating Housing	Terminal
1	RS+	Molex 5051 or equivalent	Molex 4809 or equivalent
2	RS-		

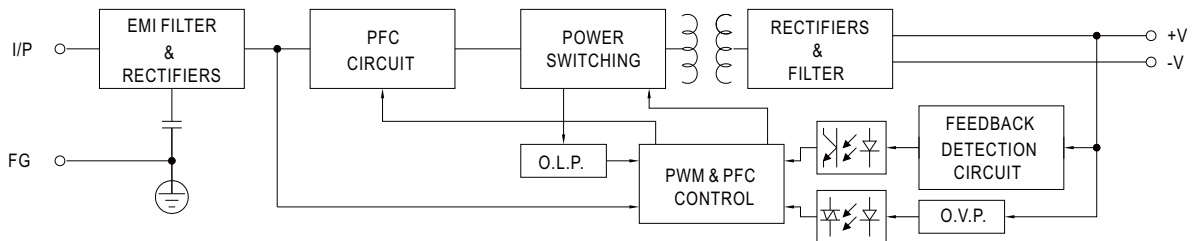
⊥ : Grounding Required



- 1.HS1,HS2& HS3 cannot be shorted.
- 2.M1 is safety ground. For better EMC performance,Please secure an electrical connection between M1,M2 and chassis grounding.

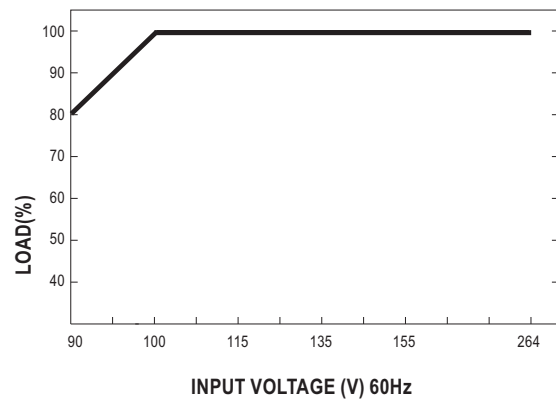
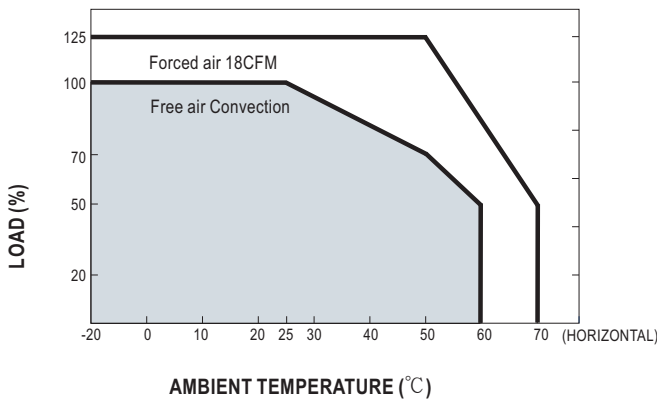
**Block Diagram**

fosc : 100KHz



**Derating Curve**

**Output Derating VS Input Voltage**



## X-ON Electronics

Largest Supplier of Electrical and Electronic Components

*Click to view similar products for [Switching Power Supplies](#) category:*

*Click to view products by [Mean Well](#) manufacturer:*

Other Similar products are found below :

[70841011](#) [73-551-0005](#) [AAD600S-4-OP](#) [R22095](#) [KD0204](#) [9021](#) [S-15F-12](#) [LDIN100150](#) [LPM000-BBAR-01](#) [LPX17S-C](#) [EVS57-10R6/R](#)  
[FDC40-24S12](#) [FP80](#) [FRV7000G](#) [22929](#) [CQM1IA121](#) [40370121900](#) [VI-PU22-EXX](#) [40370121910](#) [LDIN5075](#) [432703037161](#) [WRB01X-U](#)  
[LPX140-C](#) [08-30466-1040G](#) [09-160CFG](#) [70841004](#) [70841025](#) [VPX3000-CBL-DC](#) [LPM000-BBAR-05](#) [LPM000-BBAR-08](#) [LPM124-](#)  
[OUTA1-48](#) [LPM000-BBAR-07](#) [LPM109-OUTA1-10](#) [LPM616-CHAS](#) [08-30466-1055G](#) [08-30466-2175G](#) [DMB-EWG](#) [TVQF-1219-18S](#)  
[6504-226-2101](#) [CQM1IPS01](#) [XPFM201A+](#) [MAP80-4000G](#) [LFP300F-24-TY](#) [SMP21-L20-DC24V-5A](#) [VI-MUL-ES](#) [08-30466-0065G](#)  
[CME240P-24](#) [VI-RU031-EWWX](#) [08-30466-0028G](#) [S82Y-TS01](#)