

# Communicate and view data from meters with one simple device

PowerLogic® EGX300


integrated gateway-server



Web Monitoring



Communications



Plug and Play



**SQUARE D**

by **Schneider Electric**

# Plug into your energy usage with a simple mouse click



The PowerLogic EGX300 product is an integrated gateway-server that requires only a web browser and Ethernet network to log and display real-time data and trend plots from up to 64 PowerLogic system devices, including other gateway devices on the same network.

An automatic device discovery function quickly detects devices within your electrical network, enabling access to basic energy consumption data. Combine the PowerLogic EGX300 server with your existing spreadsheet software for simple energy use analysis and trend reports. For extensive data analysis and additional power monitoring capabilities, utilise the Ethernet gateway functionality of the PowerLogic EGX300 server with any PowerLogic software.

The PowerLogic EGX300 server embedded web page function allows you to create pages for viewing data from your electrical system and to store third-party web pages and documents such as instruction bulletins or equipment and system diagrams. Easily define web pages with real-time and logged data for a basic view of your electrical system at a glance.

## Typical applications

The PowerLogic EGX300 server allows you to:

- Monitor energy usage patterns, reveal opportunities and verify results of efficiency improvements
- Remotely monitor real-time conditions and profile energy use on your power distribution system

The PowerLogic EGX300 server is compatible with PowerLogic power monitoring software for larger systems where comprehensive power monitoring is needed to:

- Allocate energy costs to departments or processes
- Reduce peak demand surcharges
- Reduce power factor penalties
- Identify billing discrepancies
- Leverage existing infrastructure capacity and avoid over-building

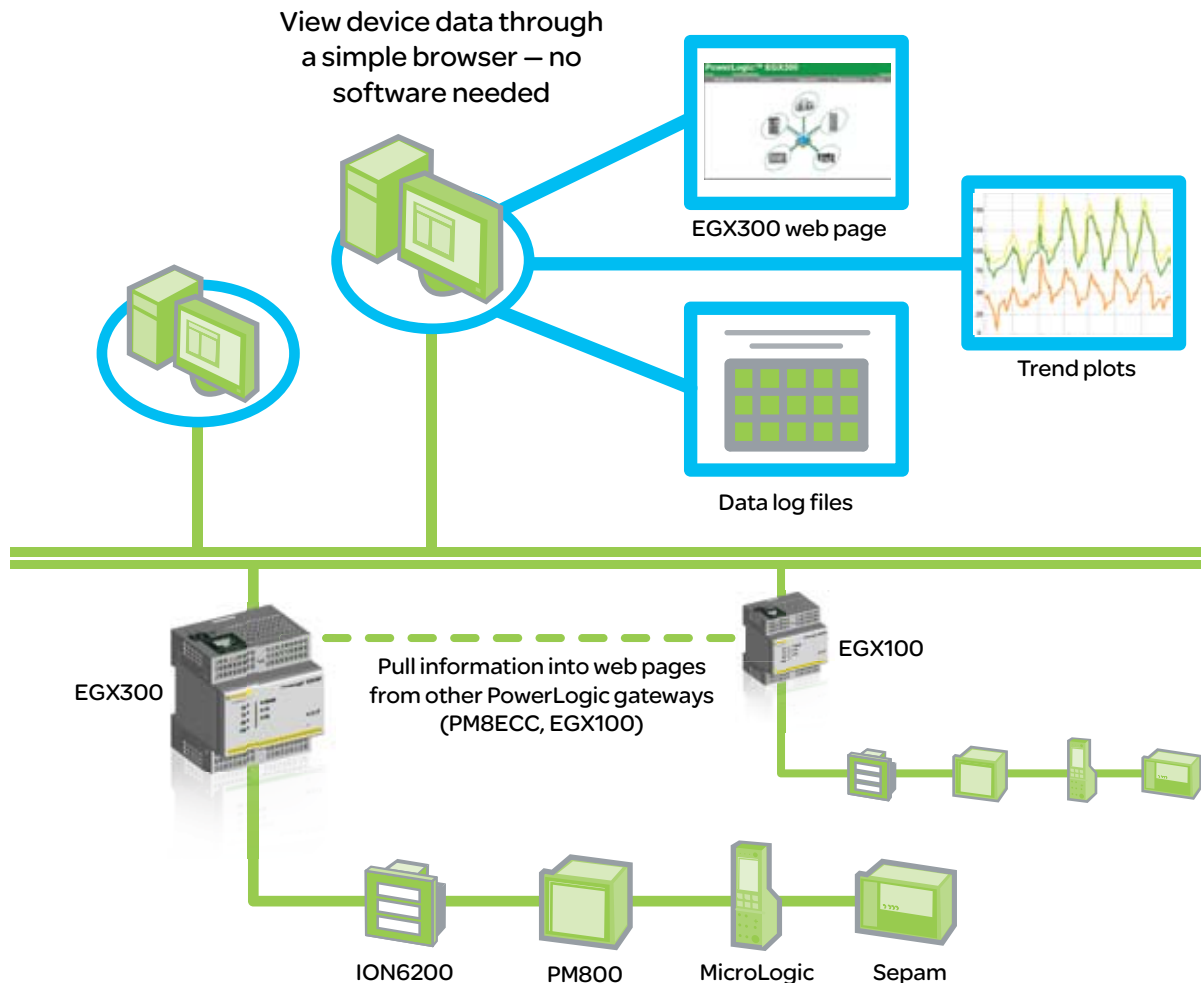


**Use enhanced EGX300 communication and real-time reading features to help optimize your energy usage and existing electrical infrastructure.**

# Features

- View real-time and historical information from multiple locations via any Microsoft-compatible web browser without any additional software
- Automatically detect networked devices for easy system setup
- View and log data from up to 64 devices across the network, even if they are connected to other gateway devices
- Automatically email or FTP selected logged data to your PC for additional analysis
- Select the logging intervals and topics you want logged
- Ensures data and system security through password protection and controlled network access to individual web pages
- Simplifies installation through Power-over-Ethernet in which power is received over the Ethernet cable. Also supports 24Vdc power supply
- Provides serial support for Modbus RTU, Modbus ASCII, Jbus and PowerLogic protocols to support a wide range of devices
- Includes one 10/100BaseTx Ethernet port
- Includes one serial port configurable for RS485 (2/4 wire) or RS232 (RJ45)
- Optically isolated serial port provides highly reliable communications in an industrial environment
- Compatible with all PowerLogic power monitoring software
- Log data from devices without onboard logging ensuring data availability and reliability.

## Electrical distribution system



# Communications

Use your existing LAN to access basic electrical system data. Fast 10 or 100 Mb per second Ethernet communications eliminates bottlenecks by moving power monitoring data at the same network speeds used in your LAN.

PowerLogic EGX300	
<b>Serial ports</b>	
Number of ports	1
Types of ports	RS232 or RS485 (2-wire or 4-wire), depending on setting
Protocol	Modbus RTU/ASCII, JBus, PowerLogic (Sy/Max)
Maximum baud rate	2400 to 38400 baud (configurable)
Maximum number of directly connected devices	64
<b>Ethernet port</b>	
Number of ports	1
Types of ports	One 10/100 base TX (802.3af)
Protocol	HTTP, SNMP (MIB2), FTP Modbus TCP/IP
Baud rate	10/100 MB
<b>Web server</b>	
Simultaneous connections	64

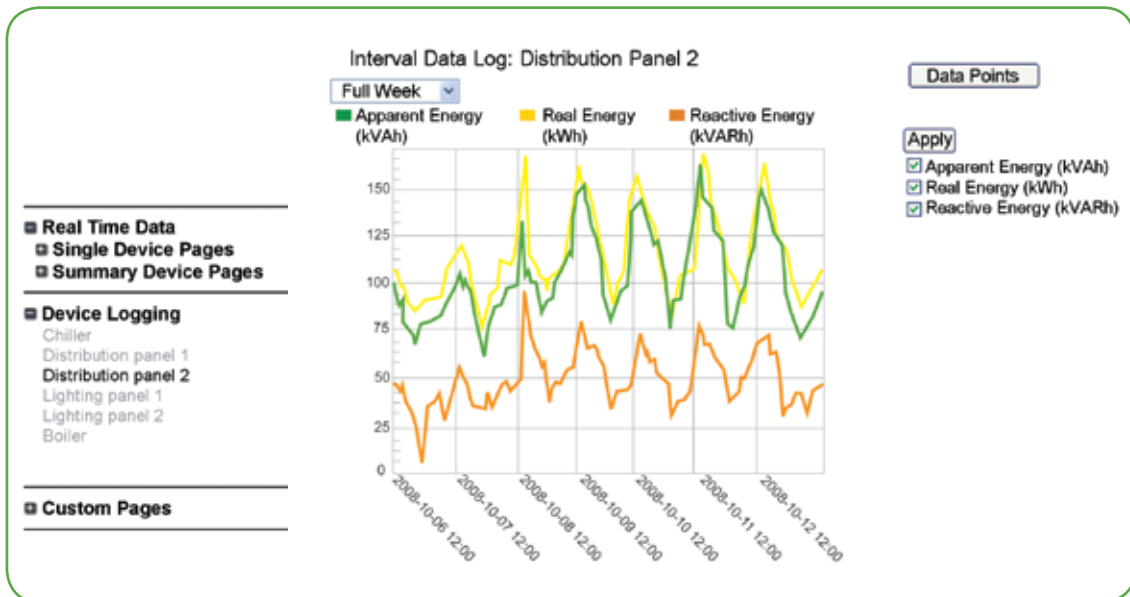


PowerLogic EGX300 product offers an RS232 or RS485 serial port.

## Web pages

The PowerLogic EGX300 embedded web page function allows users to create pages for viewing data from meters, circuit breaker control units, protective relays, motor controllers and drives. Standard pages are provided for communications network maintenance.

Its extensive onboard memory makes the PowerLogic EGX300 server versatile to fit many unique needs and open to additional user customization.



Use energy consumption trend reports to identify energy use patterns for cost savings opportunities.



Automatically email or FTP selected logged data to your PC for additional analysis.

### Data Export

**Transport**

Disabled       E-Mail       FTP

Incremental

**Schedule**

Daily       Weekly       Monthly

Time of Day: 10:00

Day of the Week: Sunday

Day of the Month: 1

**FTP Parameters**

Server IP Address: 0 0 0 0

Server TCP Port: 21

Directory:

Username: user

Password: \*\*\*\*

Passive:

Quickly obtain real-time data from your electrical distribution system to view status of equipment per device or to analyze summary views of critical circuits. Customize device names for easy recognition.

- Real Time Data
- Single Device Pages
- Summary Device Pages

#### Device Logging

- Chiller
- Distribution panel 1
- Distribution panel 2
- Lighting panel 1
- Lighting panel 2
- Boiler

#### Custom Pages

### Basic Readings

Parameter	Minimum	Present	Maximum
<b>Load Current(A)</b>			
Ia	216	537	845
Ib	212	554	842
Ic	214	549	873
<b>Power</b>			
Real(KW)	0	401	624
Reactive (KVAR)	-103	215	329
Apparent (KVA)	0	455	694
<b>Power Factor Total</b>			
	0.28	0.88	0.01
<b>Voltage, L-L Avg.</b>			
	0	481	500
<b>Voltage, L-N Avg.</b>			
	0	278	289
<b>Frequency (Hz)</b>			
	0	60	65.15

	Predicted	Present	Peak	Date/Time at Peak	Date/Time Last Reset
<b>Demand Current (A)</b>					
Ia	540	519	820	13:06:06 5/8/2008	09:28:33 7/9/2008
Ib	545	527	816	13:38:12 5/8/2008	09:28:33 7/9/2008
Ic	537	521	846	13:38:07 5/8/2008	09:28:33 7/9/2008
<b>Demand Power</b>					
Real(KW)	391	391	602	13:39:22 5/8/2008	17:48:09 1/5/2007
Reactive (KVAR)	205	205	315	14:37:27 8/2/2008	17:48:09 1/5/2007
Apparent (KVA)	442	442	672	14:00:36 5/8/2008	17:48:09 1/5/2007



Specifications		EGX300
<b>Regulatory/standards compliance for electromagnetic interference</b>		
Emissions (radiated and conducted)	EN 55022 / EN 55011 / FCC class A	
Immunity for industrial environments:		
- electrostatic discharge	EN 61000-6-2	
- radiated RF	EN 61000-4-2	
- electrical fast transients	EN 61000-4-3	
- surge	EN 61000-4-4	
- conducted RF	EN 61000-4-5	
- power frequency magnetic field	EN 61000-4-6	
	EN 61000-4-8	
<b>Regulatory/standards compliance for safety</b>		
International (CB scheme)	IEC 60950	
USA	UL508/UL60950	
<b>Installation options</b>		
Mounting options	Din-rail mount	
<b>Physical characteristics</b>		
Dimensions (H x W x D)	3.58" x 2.83" x 2.68" 91 x 72 x 68 mm	
Power-over-Ethernet	Class 3	
Power supply	24 V DC if not using Power-over-Ethernet	
Maximum burden	4 Watts	
Operating temperature	-13° F to +158° F -25° C to +70° C	
Humidity rating	5% to 95% relative humidity (without condensation) at +131° F /+55° C	

## Enhance your PowerLogic solution

Support or expand your PowerLogic solution with matched accessories and complementary products or systems. The PowerLogic® EGX300 communicates with these Schneider Electric products and with third-party products through industry-standard Modbus protocol.

### PowerLogic meters

Power, energy and power quality meters for improved energy management, allocation and reliability.

### Altivar™ variable frequency drives

Match motor output to required loads to reduce energy consumption and extend motor life.

### Tesys™ motor controllers

Motor branch short-circuit protection, manual disconnect, remote power circuit switching and thermal overload protection.

### Sepam™ protective relays

Monitoring, protection and control of substations, busbars, transformers, motors, generators and capacitors.

### Masterpact™ and Compact™ breakers

Equipped with Micrologic control units, offering protection for LV networks.

## Services

Our extensive engineering and support services help you leverage the full capabilities of your PowerLogic solution and benefit from a low total cost of ownership. Our experts can help with system selection, project management, integration, custom reporting, documentation and training to meet your organizations's unique needs.

Please contact your local sales representative for ordering information.

Visit [www.powerlogic.com](http://www.powerlogic.com) for more information on other PowerLogic products, applications and system solutions.

### Schneider Electric - North American Operating Division

295 Tech Park Drive  
LaVergne, TN 37086  
Tel: 615-287-3500  
[www.PowerLogic.com](http://www.PowerLogic.com)



Printed on recycled paper

## X-ON Electronics

Largest Supplier of Electrical and Electronic Components

*Click to view similar products for [schneider](#) manufacturer:*

Other Similar products are found below :

[LU9M1](#) [7D](#) [7S](#) [7XA1](#) [FNQR2](#) [8501RS44V24](#) [8501RSD14P14V51](#) [8501XO20V03Y414](#) [9001KXRK](#) [9001SKR9P35RH25](#) [9001SKT35L31](#)  
[9003K2C003GA](#) [9007AA1](#) [9007BA1](#) [9007C54D](#) [9007C62A2](#) [9007CA11](#) [9007FA3](#) [9007HA4](#) [9007HA6](#) [9007KA1](#) [9007KB11](#)  
[9007MS01S0206](#) [9007MS02S0300](#) [9012GAR4](#) [9012GAW2](#) [9012GBW1](#) [9012GDW5E3](#) [9012GFW1](#) [9012GNG1](#) [9012GNG3](#) [9012GNG6](#)  
[9013FHG39J69](#) [9013GHG2J30](#) [9050JCK2F30V14](#) [GV2ME32](#) [GV2P10](#) [GVAN20](#) [GZ1E02](#) [ABL8RPS24030](#) [DL1BLB](#) [ATS01N206QN](#)  
[RSL1PRJU](#) [9001KA35](#) [9001KA3G](#) [9001KA4](#) [9001KR1GH5](#) [9001KR1U](#) [9001KXSDC](#) [9007C52A2](#)