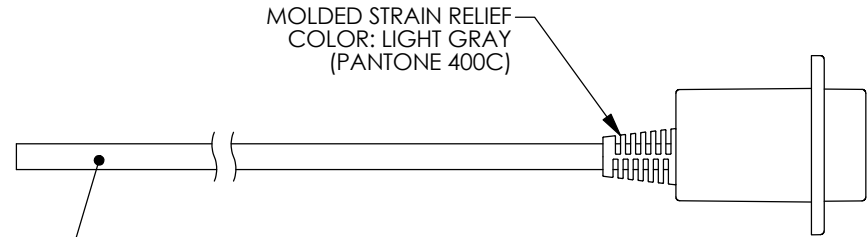
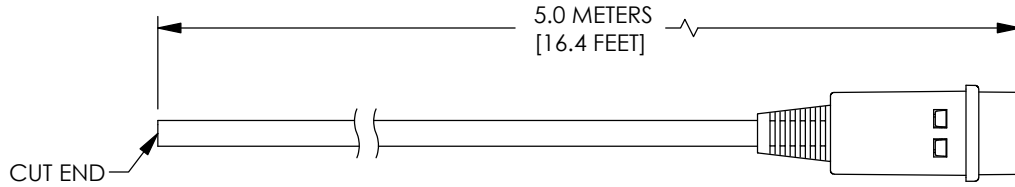


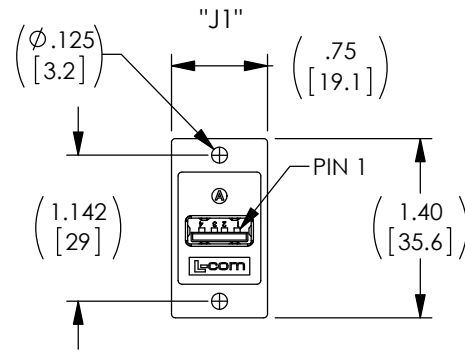
THE INFORMATION CONTAINED IN THIS DRAWING IS THE SOLE PROPERTY OF L-COM, INC.. ANY REPRODUCTION IN PART OR WHOLE WITHOUT THE WRITTEN PERMISSION OF L-COM, INC. IS PROHIBITED.

RoHS Compliant ✓

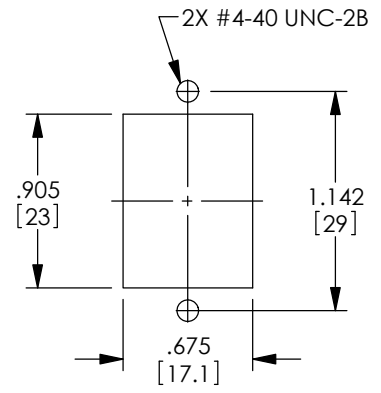
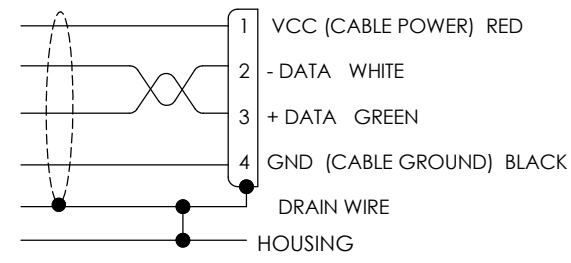
| REVISIONS | | | |
|-----------|---------------------------------------|---------|------------|
| REV | DESCRIPTION | DATE | APPROVED |
| C | ECN 4740: CN RELEASE | 5/13/10 | D. CASTRO |
| D | ECN 6716: CN RELEASE ON SNAP-ON COVER | 3/5/13 | D.FRISELLO |
| | | | |
| | | | |



ONE 28AWG TWISTED PAIR (DATA)
PLUS TWO 20 AWG POWER CONDUCTORS
OVERALL ALUMINIZED POLYESTER SHIELD WITH DRAIN WIRE PLUS TINNED COPPER BRAID SHIELD.
PVC OUTER JACKET: LIGHT GRAY (PANTONE 400C).



WIRING DIAGRAM "J1"



NOTES:

MATERIAL:
TYPE "A" JACK:
 COUPLER HOUSING: ABS, UL94V-0, FINISH: CHROME.
 CONNECTOR PLASTIC: PBT WITH GLASS FIBER.
 CONTACTS: PHOSPHOR BRONZE, FINISH: 30μ GOLD.
 CONNECTOR SHELL: BRASS, NICKEL PLATED.
 PCB: EPOXY GLASS FP-4, 94V-0 FLAMMABILITY RATING.

MISCELLANEOUS:
 MUST BE USB 2.0 COMPLIANT.
 OPERATING TEMPERATURE: -20°C TO +80°C.
 CABLE ASSEMBLY SHALL BE TESTED FOR CONTINUITY.
 CABLE ASSEMBLY SHALL BE INDIVIDUALLY PACKAGED IN ACCORDANCE WITH L-COM PACKAGING SPEC PS-0031.

| | | | | |
|--|--|----------------------------|------------------------------|--|
| UNLESS OTHERWISE SPECIFIED, DIMENSIONS ARE IN INCHES [mm] OVERALL CABLE LENGTH TOLERANCE: $\le 12 [305] = +1 [25] / -0$ $>12 [305] \le 60 [1524] = +2 [51] / -0$ $>60 [1524] \le 120 [3048] = +4 [102] / -0$ $>120 [3048] \le 300 [7620] = +6 [152] / -0$ $>300 [7620] = +3\% / -0\%$ | APPROVALS | DATE | | 45 BEECHWOOD DRIVE NORTH ANDOVER, MA 01845 |
| | DRAWN BY C.MCCORMICK | 7/20/04 | | CATEGORY |
| ALL OTHER DIMENSIONAL TOLERANCES: .X = ±.2 .XX = ±.02 .XXX = ±.005 | CHECKED BY D.PARHAM | 7/20/04 | PRODUCT DESCRIPTION | |
| PROJECTION | APPROVED BY R.CARRICK | 7/20/04 | USB A-F PNL MNT/CUT END | |
| | CONFIGURATION DETAILS OF UNDIMENSIONED FEATURES MAY VARY | COLOR VARIATIONS MAY OCCUR | SIZE A | FSCM NO. 43321 |
| | | | DWG. NO. ECF504-5M | REV. D |
| | | | SCALE: NONE | CAD FILE: ECF504-5M.SLDDRW |
| | | | | SHEET 1 OF 1 |

X-ON Electronics

Largest Supplier of Electrical and Electronic Components

Click to view similar products for [l-com manufacturer](#):

Other Similar products are found below :

[FOA-550A](#) [SDRA15AG](#) [UMC-201](#) [CSMN50MF-5](#) [CSMNB15MF-15](#) [TRD815RA2BL-5](#) [CA3N050](#) [CA3A-90DA-1M](#) [U3A00003-03M](#)
[CTLF3VGAMM-20](#) [HDCAMM-3](#) [U3A00014-03M](#) [ECF-SK-25](#) [CSMT15MF-10](#) [CSMT15MM-15](#) [CSMT15MM-25](#) [CSPL15MF-50](#)
[CSPL25MF-25](#) [CSPL9MF-10](#) [CSPL9MF-5](#) [CSPL25MF-5](#) [CSPL25MF-2.5](#) [AL-IPEPS](#) [NB201611-10F-1](#) [TDG1026KC5-MNL](#) [NB121005-](#)
[10F](#) [TRD855SRA6DBL-05M](#) [TRD855SRA6DBL-10M](#) [TRD855SRA7DBL-1M](#) [TRD855SRA7DBL-10M](#) [PR175SCDLCQ24](#) [TRG508-T4T-](#)
[3M](#) [TRA5261-15F](#) [TRA5261S-1F](#) [TRA6261-1F](#) [TRA6261-10F](#) [USBBFT](#) [DGB25M](#) [CASATAL-18](#) [CSM25MM-10](#) [CSM37MF-10](#)
[CSUSB-100](#) [CA3A-90RA-1M](#) [CA3A-90RMICB-1M](#) [U2A00003-3M](#) [U3A00003-05M](#) [U2A00008-12I](#) [U3A00056-03M](#) [U3A00007-075M](#)
[U3A00007-1M](#)