






(1,00 mm) .0394"



SMT MICRO TERMINAL STRIPS

SPECIFICATIONS

For complete specifications and recommended PCB layouts see www.samtec.com?FTMH or www.samtec.com?FTM

Insulator Material: Black Liquid Crystal Polymer
Terminal Material: Phosphor Bronze
Current Rating (FTMH/CLM): 2.8 A per pin (1 pin powered per row)
Operating Temp Range: -55°C to +125°C
Plating: Sn or Au over 50µ" (1.27 µm) Ni
RoHS Compliant: Yes

Processing:
Lead-Free Solderable: Yes
-DV Lead Coplanarity: (0,10 mm) .004" max
-DH Lead Coplanarity: (0,10 mm) .004" max (05-25) (0,15 mm) .006" max (26-50)

RECOGNITIONS

For complete scope of recognitions see www.samtec.com/quality

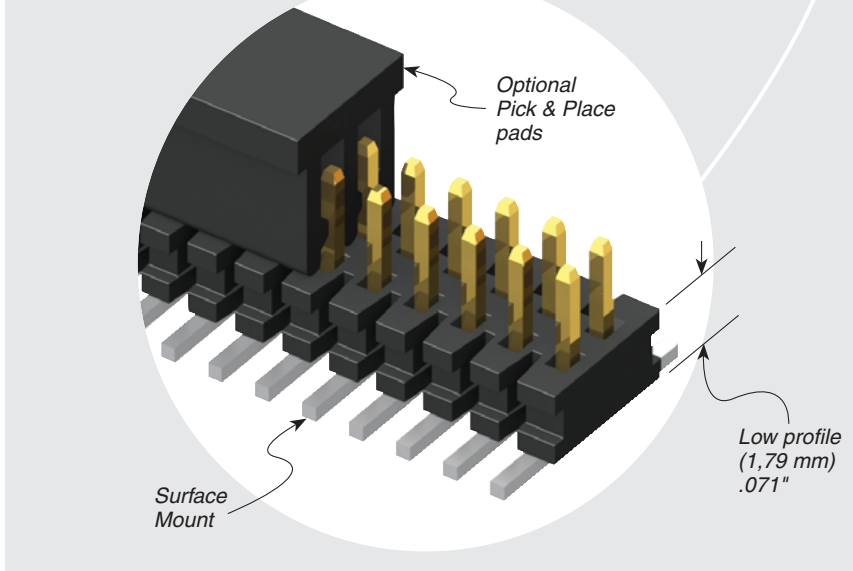


ALSO AVAILABLE (MOQ Required)

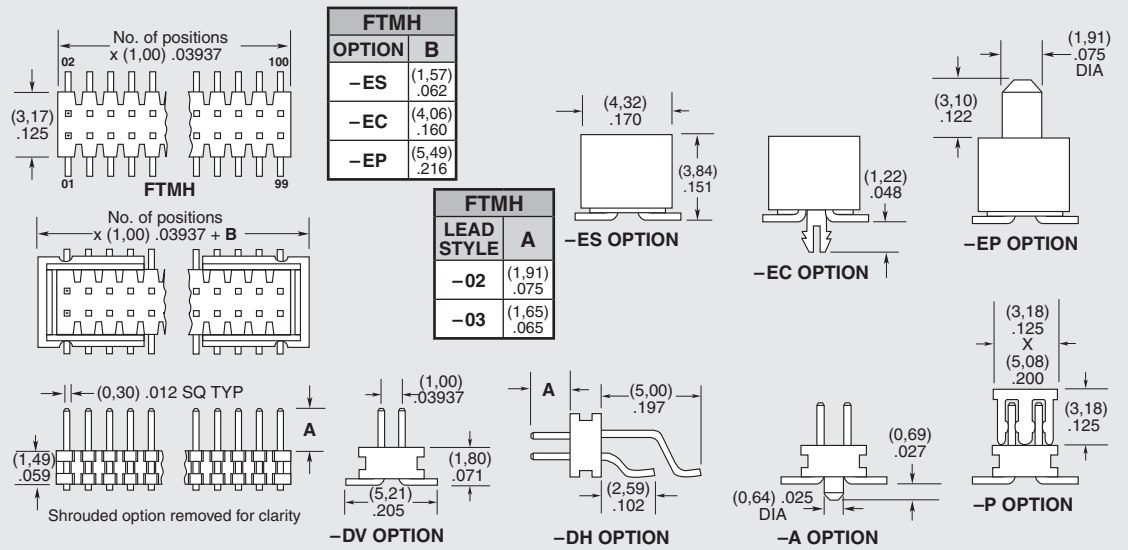
- End shrouds with board locks
 - Molded end shrouds for 05 through 08 positions
 - Other platings
- Contact Samtec.

Note: Some lengths, styles and options are non-standard, non-returnable.


Mates with: CLM, MLE




TYPE STRIP	NO. PINS PER ROW	LEAD STYLE	PLATING OPTION
1	FTMH = 05 thru 50 FTM = 02 thru 50 (unshrouded) = 05 thru 46 (shrouded)	-02 = (1,91 mm) .075" Post (Mates with MLE) -03 = (1,65 mm) .065" Post (Mates with CLM)	-F = Gold flash on post, Matte Tin on tail -L = 10µ" (0,25 µm) Gold on post, Matte Tin on tail




FTMH-122-02-F-DV-EC




FTMH-120-02-L-DV




FTMH-135-02-F-DH



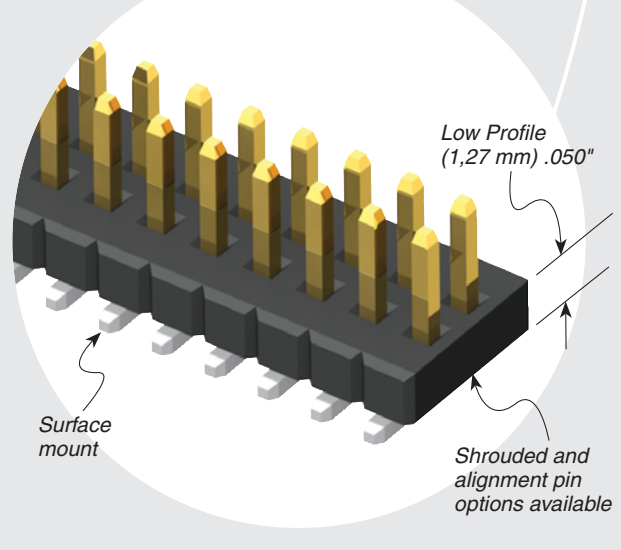

FTMH-125-02-L-DV



FTMH-128-03-L-DV-EP

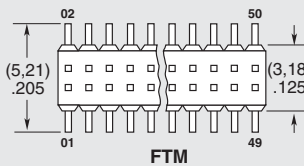


FTMH, FTM SERIES



ROW OPTION

- DV = Dual Vertical
- DH = Dual Horizontal (FTMH only)



FLEX SHROUD OPTIONS

- (FTMH-DV only with 9 pins/row minimum)
 - ES = End Shroud
 - EC = End Shroud with Locking Clip (Manual placement required)
 - EP = End Shroud with Guide Post (Use only when mating with CLM)

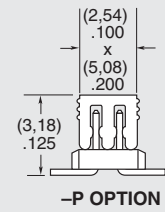
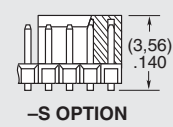
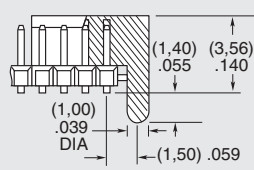
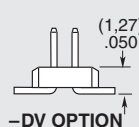
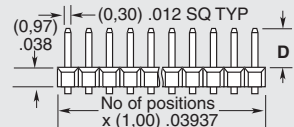
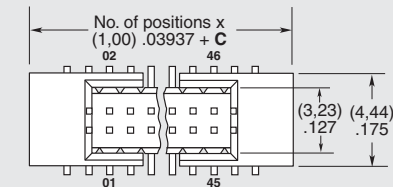
- (FTM only)
 - S = End Shroud (05 positions minimum). Molded or press fit shroud at Samtec's discretion (See assembly print at www.samtec.com?FTM for dimensions)
 - SA = End Shroud with Alignment Pins (05 through 46 positions)

OTHER OPTIONS

- A = Alignment Pin (3 positions minimum) Metal or plastic at Samtec discretion (FTMH-DV only)
- K = (2,50 mm) .098" DIA Polyimide Film Pick & Place Pad (FTMH-DH only)
- P = Plastic Pick & Place Pad (-DV only) (6 positions minimum FTMH) (7 positions minimum FTM)
- TR = Tape & Reel

FTM	
OPTION	C
-S	(7,00) .276
-SA	(4,00) .157

FTM	
LEAD STYLE	D
-02	(1,91) .075
-03	(1,65) .065



Shrouded options removed for clarity

X-ON Electronics

Largest Supplier of Electrical and Electronic Components

Click to view similar products for [Headers & Wire Housings](#) category:

Click to view products by [Samtec](#) manufacturer:

Other Similar products are found below :

[95000-104TRLF](#) [10135584-644402LF](#) [DF62W-EP2022PCA](#) [95000-106TRLF](#) [DF62W-2022SCA](#) [DF62W-EP2022PC](#) [2203348](#) [DF62W-2022SC](#) [1084018](#) [1029039](#) [1084017](#) [802-10-012-10-002000](#) [1112640](#) [1112639](#) [891-007-9SS-BST1T](#) [000-34000](#) [0008550134](#) [0009482033](#) [0009507031](#) [57102-F02-18ULF](#) [57102-S06-03LF](#) [57202-S52-04LF](#) [PCN6-15S-2.5E](#) [0039019024](#) [58102-G61-06LF](#) [582553-1](#) [0009485154](#) [0009508121](#) [0022285053](#) [0050291907](#) [018731A](#) [LY20-4P-DT1-P1E-BR](#) [02.125.8002.8](#) [60101931](#) [60598-1 \(Cut Strip\)](#) [M1625-3R/100](#) [61062-3](#) [61082-181009](#) [CSU011177004](#) [636-1427](#) [638009-1](#) [641938-9](#) [641991-4](#) [644168-1](#) [644827-2](#) [647662-1](#) [65039-019ELF](#) [65692-001LF](#) [65781-018](#) [65781-047](#)