



MWA150 Series

150 Watt Medical Desktop Power Supply

- 5-Year Limited Warranty
- High Efficiency: Level V
- High Power Density 5.4W/in³
- Lifetime Expectation >5 years
- Hold-up Time > 25ms at full load
- EISA, CEC Compliant
- Floating output
- Medical Approval- EN60601-1 Class I 3rd Edition

Elpac Part Number	Output Voltage	Output Current	Peak Current ¹	Total Regulation ²	Typical Efficiency ³
MWA150012A-12A	12.0V	12.5A	15.0A	±5%	89%
MWA150015A-12A	15.0V	10.0A	12.0A	±5%	90%
MWA150018A-12A	18.0V	8.3A	10.0A	±5%	90%
MWA150024A-12A	24.0V	6.3A	7.5A	±5%	91%
MWA150028A-11A	28.0V	5.3A	6.4A	±5%	91%
MWA150048A-11A	48.0V	3.2A	3.75A	±5%	92%

Notes

1 Maximum peak load (180W) lasting 500ms with a maximum 10% duty cycle.

2 Includes initial setting, line regulation, load regulation, and thermal drift.

3 Typical at 115VAC (including output cable).

Input

Input Voltage	85 - 264VAC; 100 - 240VAC Nominal
Input Frequency	47 - 63Hz
Input Current	<2A rms
Inrush Current	<37A at 230VAC cold start
Power Factor	>0.97
Zero Load Power Consumption	<0.5W
Earth Leakage Current (Typical)	<200 μ A @ 132VAC @ 60Hz (typical) <300 μ A @ 264VAC @ 60Hz (typical)
Touch Leakage Current	<50 μ A @ 132VAC @ 60Hz (typical) <75 μ A @ 264VAC @ 60Hz (typical)

Output

Output Voltage	See Table
Total Regulation	+/-5%
Minimum Load	No minimum load required
Start-Up Delay	<1.5s
Hold-Up Time	>25ms at any input voltage
Ripple & Noise	<1% pk-pk *
Over Voltage Protection	110-135%
Over Temperature Protection	Active - Recoverable; plus Passive - Non Recoverable
Over Current Protection	120 - 180%
Short Circuit Protection	shutdown, auto-restart (hiccup mode)

Notes

* Ripple and noise measured with 20MHz bandwidth; 10 μ F tantalum capacitor in parallel with a 0.1 μ F ceramic capacitor.


General

Efficiency	Avg Efficiency 90.8% @ 115VAC; 92.8% @ 230VAC
MTBF	min. 200,000 hours demonstrated
Size	7.56" (192mm) x 2.45" (62.2mm) x 1.52" (38.7mm)
Weight	1.55 lbs (0.70 kg)
Power Density	5.4W/in ³

Environmental

Operating Temperature	0 – 60°C (Full load to 40°C, derate linearly to 50% load at 60°C)
Storage Temperature	-40°C to +85°C
Relative Humidity	5-95%, non-condensing
Cooling	Natural Convection
Vibration	All units production tested to 19.6m/s ²

EMC & Safety

Emissions	FCC class B, CISPR11 class B EN61000-3-2, -3
Immunity	EN61000-4-2, -3, -4, -5, -6, -8, -11
Certified by TUV to the following:	cTUVus
	UL 60601-1
	CAN/CSA-22.2 No.601.1-M90
	CB per IEC60601-1 2nd and 3rd Edition
	CE marked to LVD

Input Configuration

Standard Input Cable	Not Provided
Connection on Power Supply Body	IEC 320 C14 Receptacle

Output Configuration (12V, 15V)

Standard Output Cable	4 ft.
Cord Size	4x16awg
Connector (PSU side)	Switchcraft DIN-8,P/N 15BL8M (male pins)
Mating Connector	Switchcraft 62GB8FX (8 pin) or equivalent

Output Configuration (18V)

Standard Output Cable	6 ft.
Cord Size	4x16awg
Connector (PSU side)	Switchcraft DIN-8, P/N 15BL8M (male pins)
Mating Connector	Switchcraft 62GB8FX (8 pin) or equivalent

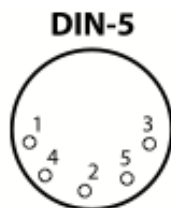
Output Configuration (24V)

Standard Output Cable	6 ft.
Cord Size	4x18awg with EMI bead
Connector (PSU side)	Switchcraft DIN-8, P/N 15BL8M (male pins)
Mating Connector	Switchcraft 62GB8FX (8 pin) or equivalent

Output Configuration (30V, 48V)

Standard Output Cable	6 ft.
Cord Size	4x18awg
Connector (PSU side)	Switchcraft DIN-5, P/N 05GM5M (male pins)
Mating Connector	Switchcraft 57GB5FX (5 pin) or equivalent

Output Pin Assignments

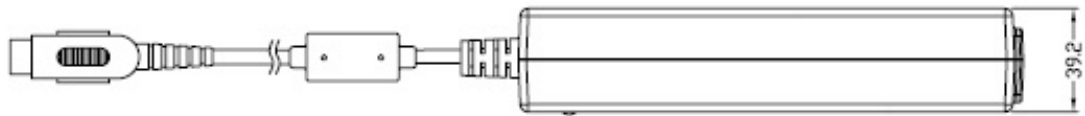
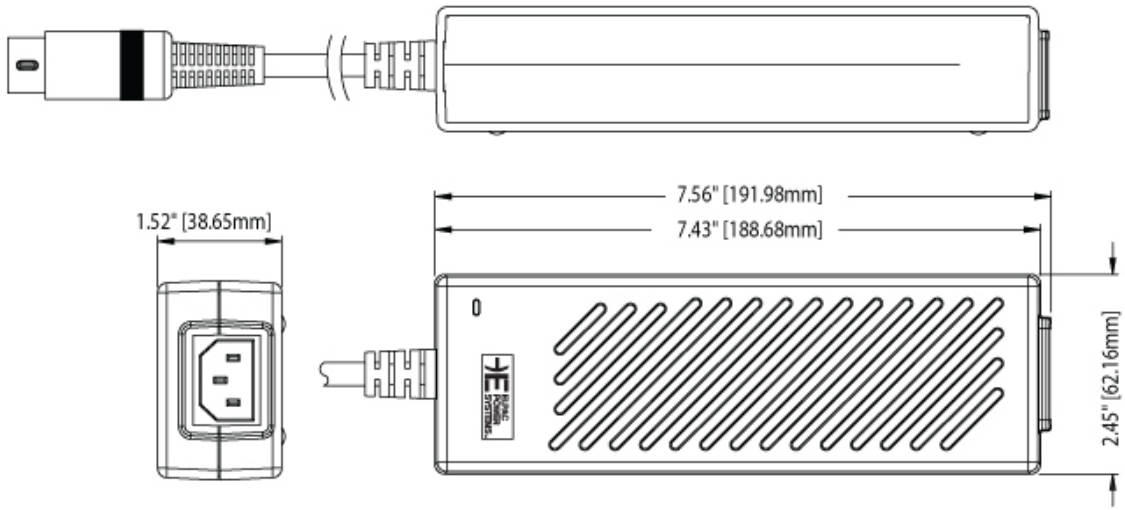


Pin 1	Return
Pin 2	Return
Pin 3	+V1
Pin 4	Return
Pin 5	+V1

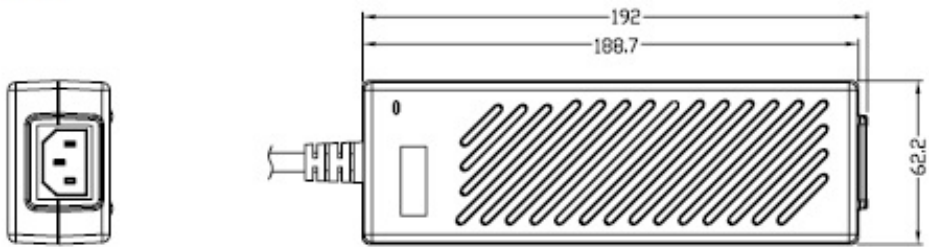
Output Pin Assignments



Pin 1	+V1
Pin 2	+V1
Pin 3	Return
Pin 4	+V1
Pin 5	Return
Pin 6	+V1
Pin 7	Return
Pin 8	Return



24V only



X-ON Electronics

Largest Supplier of Electrical and Electronic Components

Click to view similar products for [Desktop AC Adapters](#) category:

Click to view products by [Inventus Power](#) manufacturer:

Other Similar products are found below :

[YS50-1903150](#) [ADP-40KD BBBM](#) [DTA27-3X-W-5](#) [212A2136](#) [ADP485-01](#) [SWA-1202](#) [SWA-1501](#) [212A2220](#) [212A2220-02](#) [212A2220-04](#)
[FWE030015A-10A](#) [TRH100A135-02E12-Level-VI](#) [TRH100A180-11E13-Level-VI](#) [TRH100A240-01E13-Level-VI](#) [TRH100A280-01E13-](#)
[Level-VI](#) [TRH100A280-11E13-Level-VI](#) [TRH50A120-02E01-Level-VI](#) [TRH50A120-12E01-Level-VI](#) [TRH50A120-40E01-Level-VI](#)
[TRH50A150-12E12-Level-VI](#) [TRH50A180-11E03-Level-VI](#) [TRH50A240-02E03-Level-VI](#) [TRH70A120-11E01-Level-VI](#) [TRH70A150-](#)
[12E02-Level-VI](#) [TRH70A240-11E03-Level-VI](#) [416FG41017](#) [DTA27-0512FWX-W3](#) [TRH100A120-02E12-Level-VI](#) [TRH100A150-11E12-](#)
[Level-VI](#) [TRH100A180-02E13-Level-VI](#) [TRH100A240-02E13-Level-VI](#) [TRH100A240-36E13-Level-VI](#) [TRH100A280-12E13-Level-VI](#)
[TRH100A480-11E13-Level-VI](#) [TRH100A480-12E13-Level-VI](#) [TRH50A120-11E01-Level-VI](#) [TRH50A120-49E01-Level-VI](#) [TRH50A150-](#)
[11E02-Level-VI](#) [TRH50A150-12E02-Level-VI](#) [TRH70A120-01E01-Level-VI](#) [TRH70A480-02E03-Level-VI](#) [KR8-PS01](#) [1894875](#)
[FWE030012A-10A](#) [FWE050024B-10A](#) [820A4080G](#) [825A0052-03](#) [825A0057-03](#) [SWA-1704W](#) [AD5012N2LM-\(401\)](#)