

By	CM
DETAIL	DRAWING RELEASE
REV	A
DATE	07/12/11

Tolerances (except as noted)	Part Number:-	Date:-
Dimensions in mm	BG304	07 DEC 11
Description:-	2.54mm PITCH PIN HEADER, SINGLE ROW, U-SHAPED, THRU-HOLE, SINGLE INSULATOR, NATURAL LCP	
X.X ± 0.30		
X.XX ± 0.20		
Third Angle Projection		
THIS DRAWING IS CONFIDENTIAL AND MUST NOT BE COPIED OR DISCLOSED WITHOUT WRITTEN CONSENT		



GCT

www.globalconnectortechnology.com

Sheet No. 1/1



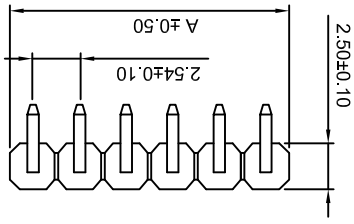
SPECIFICATIONS 规格
 CURRENT RATING 电流额定值: 3 AMP
 INSULATION RESISTANCE 绝缘电阻值: 1000MΩ MIN.
 DIELECTRIC WITHSTANDING 耐电压: 500V AC
 CONTACT RESISTANCE 接触电阻值: 20mΩ MAX.
 OPERATING TEMPERATURE 工作温度: -40°C TO +105°C
 CONTACT MATERIAL 端子物料: BRASS
 PLATING 电镀: CONTACT AREA 接触面积: 50µ" NICKEL UNDERPLATE, FOR PLATING
 SEE ORDERING GRID
 INSULATOR MATERIAL 绝缘体物料: POLYESTER 聚酯, LCP, NATURAL, UL94V-0
 SOLDERING PROCESS 可焊性:
 WAVE 波峰焊: 250°C for 5-10 sec.
 MANUAL SOLDER 人工焊接: 350°C for 3-5 sec
 DIRECT SOLDER TO PCB 直接焊在PCB上。

Ordering Grid
 BG304 - XX - X - L - X
 REQUEST SAMPLES AND QUOTATION

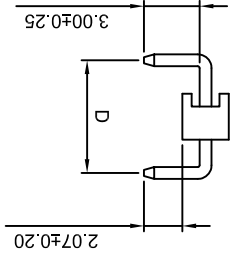
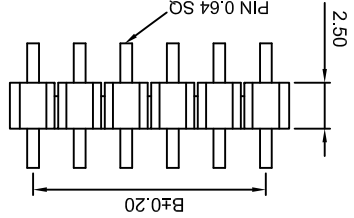
No. of Contacts 02 to 06
 Contact Plating All Over
 A = Gold Flash All Over
 Other plating options available on request

Standard - 5.00mm=0500
 Insulator Materials L = LCP (Natural)
 Packing Options D = Tube
 G = Plastic Box (Standard)

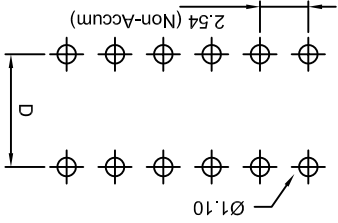
TOL: ±0.30
 e.g. 2.50mm - 0250
 Or Specify Dimension D (Footprint width)



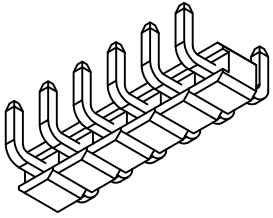
6 Position Example



RECOMMENDED PCB LAYOUT
 General Tolerance: ±0.05



CONTACTS		DIMENSIONS	
A	B	2	2.54
3	7.62	3	5.08
4	10.16	4	7.62
5	12.70	5	10.16
6	15.24	6	12.70



X-ON Electronics

Largest Supplier of Electrical and Electronic Components

Click to view similar products for [FFC & FPC Connectors](#) category:

Click to view products by [GCT manufacturer](#):

Other Similar products are found below :

[HFW11R-1STE1H1LF](#) [FH29B-100S-0.2SHW\(99\)](#) [FA5S008HP1](#) [FH29B-120S-0.2SHW\(99\)](#) [FH29B-80S-0.2SHW\(99\)](#) [FHS-16](#) [FPH-2022G](#)
[52610-1075](#) [52610-1275](#) [52610-1934](#) [XF3M\(1\)-1415-1B-R100](#) [501864-3091-TR225](#) [0525594033](#) [086210010340800](#) [086222026001800](#)
[52271-2869-CUT-TAPE](#) [62674-201121DLF](#) [62684-36210E9ALF](#) [52610-1675](#) [52746-1671-TR250](#) [10051922-2810EHLF](#) [6-520415-9](#)
[BD021-09A-A1-0350-0200-0550-LD](#) [SFV6R-1STE9HLF](#) [XF3M-2915-1B-R100](#) [1658549-1](#) [62674-221121ALF](#) [46214008010800](#)
[046298003000883](#) [151660622](#) [842-816-2630-035](#) [AYF530665TA](#) [AYF351525](#) [046296011930846+](#) [AYF352325A](#) [046254020000800+](#)
[FH19C-13S-0.5SH\(99\)](#) [FH39J-51S-0.3SHW\(99\)](#) [AYF355125A](#) [AYF530365TA](#) [FH29B-44S-0.2SHW\(99\)](#) [SFW5R-2STAE9LF](#) [AYF351125A](#)
[AYF350725A](#) [62684-502100AHLF](#) [FH39-61S-0.3SHW\(99\)](#) [AYF414035A](#) [10064555-172520HLF](#) [AYF212335A](#) [504754-2500](#)