


ZL SERIES

105°C High ripple current, Low impedance.

◆FEATURES

- Enabled high ripple current by a reduction of impedance at high frequency range.
- Load Life : 105°C 1000~5000hours.



◆SPECIFICATIONS

Items	Characteristics																											
Category Temperature Range	-40~+105°C																											
Rated Voltage Range	6.3~100V.DC																											
Capacitance Tolerance	±20% (20°C, 120Hz)																											
Leakage Current(MAX)	I=0.01CV or 3 μA whichever is greater. (After 2 minutes) I=Leakage Current(μA) C=Rated Capacitance(μF) V=Rated Voltage(V)																											
Dissipation Factor(MAX)	<table border="1"> <thead> <tr> <th>Rated Voltage(V)</th> <th>6.3</th> <th>10</th> <th>16</th> <th>25</th> <th>35</th> <th>50</th> <th>63</th> <th>100</th> </tr> </thead> <tbody> <tr> <td>tan δ</td> <td>0.22</td> <td>0.19</td> <td>0.16</td> <td>0.14</td> <td>0.12</td> <td>0.10</td> <td>0.09</td> <td>0.08</td> </tr> </tbody> </table> <p>(20°C, 120Hz) When rated capacitance is over 1000 μF, tan δ shall be added 0.02 to the listed value with increase of every 1000 μF.</p>	Rated Voltage(V)	6.3	10	16	25	35	50	63	100	tan δ	0.22	0.19	0.16	0.14	0.12	0.10	0.09	0.08									
Rated Voltage(V)	6.3	10	16	25	35	50	63	100																				
tan δ	0.22	0.19	0.16	0.14	0.12	0.10	0.09	0.08																				
Endurance	<p>After life test with rated ripple current at conditions stated in the table below, the capacitors shall meet the following requirements.</p> <table border="1"> <thead> <tr> <th>Capacitance Change</th> <th>Within ±25% of the initial value.</th> </tr> </thead> <tbody> <tr> <td>Dissipation Factor</td> <td>Not more than 200% of the specified value.</td> </tr> <tr> <td>Leakage Current</td> <td>Not more than the specified value.</td> </tr> </tbody> </table> <table border="1"> <thead> <tr> <th>Case size</th> <th>Life Time</th> </tr> </thead> <tbody> <tr> <td>L = 7</td> <td>1000</td> </tr> <tr> <td rowspan="4">L ≥ 11</td> <td>φ D ≤ 6.3</td> <td>2000</td> </tr> <tr> <td>φ D = 8</td> <td>3000</td> </tr> <tr> <td>φ D = 10</td> <td>4000</td> </tr> <tr> <td>φ D ≥ 12.5</td> <td>5000</td> </tr> </tbody> </table>	Capacitance Change	Within ±25% of the initial value.	Dissipation Factor	Not more than 200% of the specified value.	Leakage Current	Not more than the specified value.	Case size	Life Time	L = 7	1000	L ≥ 11	φ D ≤ 6.3	2000	φ D = 8	3000	φ D = 10	4000	φ D ≥ 12.5	5000								
Capacitance Change	Within ±25% of the initial value.																											
Dissipation Factor	Not more than 200% of the specified value.																											
Leakage Current	Not more than the specified value.																											
Case size	Life Time																											
L = 7	1000																											
L ≥ 11	φ D ≤ 6.3	2000																										
	φ D = 8	3000																										
	φ D = 10	4000																										
	φ D ≥ 12.5	5000																										
Low Temperature Stability Impedance Ratio(MAX)	<table border="1"> <thead> <tr> <th>Rated Voltage(V)</th> <th>6.3</th> <th>10</th> <th>16</th> <th>25</th> <th>35</th> <th>50</th> <th>63</th> <th>100</th> </tr> </thead> <tbody> <tr> <td>Z(-25°C)/Z(20°C)</td> <td>2</td> <td>2</td> <td>2</td> <td>2</td> <td>2</td> <td>2</td> <td>2</td> <td>2</td> </tr> <tr> <td>Z(-40°C)/Z(20°C)</td> <td>3</td> <td>3</td> <td>3</td> <td>3</td> <td>3</td> <td>3</td> <td>3</td> <td>3</td> </tr> </tbody> </table> <p>(120Hz)</p>	Rated Voltage(V)	6.3	10	16	25	35	50	63	100	Z(-25°C)/Z(20°C)	2	2	2	2	2	2	2	2	Z(-40°C)/Z(20°C)	3	3	3	3	3	3	3	3
Rated Voltage(V)	6.3	10	16	25	35	50	63	100																				
Z(-25°C)/Z(20°C)	2	2	2	2	2	2	2	2																				
Z(-40°C)/Z(20°C)	3	3	3	3	3	3	3	3																				

◆MULTIPLIER FOR RIPPLE CURRENT

Frequency coefficient

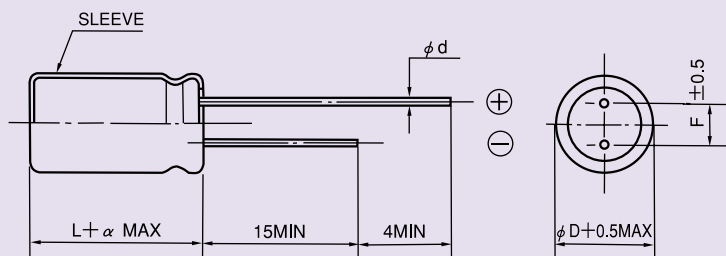
Frequency (Hz)		120	1k	10k	100k≤
Coefficient	5.6~33 μF	0.42	0.70	0.90	1.00
	39~270 μF	0.50	0.73	0.92	1.00
	330~680 μF	0.55	0.77	0.94	1.00
	820~1800 μF	0.60	0.80	0.96	1.00
	2200~6800 μF	0.70	0.85	0.98	1.00

◆PART NUMBER

 ZL D×L
 Rated Voltage Series Rated Capacitance Capacitance Tolerance Option Lead Forming Case Size

◆ DIMENSIONS

(mm)


 $\langle L = 7 \rangle$

ϕD	4	5	6.3	8
ϕd	0.45			
F	1.5	2.0	2.5	3.5
α	1.0			

 $\langle L \geq 11 \rangle$

ϕD	5	6.3	8	10	12.5	16	18
ϕd	0.5		0.6		0.8		
F	2.0	2.5	3.5	5.0		7.5	
α	$L \leq 16 : \alpha = 1.5 \quad L \geq 20 : \alpha = 2.0$						

◆ STANDARD SIZE

Rated voltage 6.3V(0J)				
Rated capacitance (μF)	Size $\phi D \times L$ (mm)	Rated ripple current (mA r.m.s./105°C, 100kHz)	Impedance(Ω MAX)	
			20°C, 100kHz	-10°C, 100kHz
39	4×7	130	0.85	2.6
68	5×7	210	0.43	1.3
150	6.3×7	300	0.23	0.69
150	5×11	250	0.30	1.0
220	8×7	380	0.15	0.45
330	6.3×11	405	0.13	0.41
560	8×11.5	760	0.072	0.22
820	8×16	995	0.056	0.17
1000	10×12.5	1030	0.053	0.16
1200	8×20	1250	0.041	0.13
1200	10×16	1430	0.038	0.12
1500	10×20	1820	0.023	0.069
2200	10×23	2150	0.022	0.066
3300	12.5×20	2360	0.021	0.053
3900	12.5×25	2770	0.018	0.045
4700	12.5×30	3290	0.016	0.041
5600	12.5×35	3400	0.015	0.039
5600	16×20	3140	0.018	0.045
6800	16×25	3460	0.016	0.043

Rated voltage 10V(1A)				
Rated capacitance (μF)	Size ϕ D×L(mm)	Rated ripple current (mA r.m.s./105°C, 100kHz)	Impedance(Ω MAX)	
			20°C, 100kHz	−10°C, 100kHz
27	4×7	130	0.89	2.7
56	5×7	210	0.44	1.4
100	5×11	250	0.30	1.0
120	6.3×7	300	0.23	0.69
180	8×7	380	0.15	0.45
220	6.3×11	405	0.13	0.41
470	8×11.5	760	0.072	0.22
680	8×16	995	0.056	0.17
680	10×12.5	1030	0.053	0.16
1000	8×20	1250	0.041	0.13
1000	10×16	1430	0.038	0.12
1200	10×20	1820	0.023	0.069
1500	10×23	2150	0.022	0.066
2200	12.5×20	2360	0.021	0.053
3300	12.5×25	2770	0.018	0.045
3900	12.5×30	3290	0.016	0.041
3900	16×20	3140	0.018	0.045
4700	12.5×35	3400	0.015	0.039
5600	16×25	3460	0.016	0.043

Rated voltage 16V(1C)				
Rated capacitance (μF)	Size ϕ D×L(mm)	Rated ripple current (mA r.m.s./105°C, 100kHz)	Impedance(Ω MAX)	
			20°C, 100kHz	−10°C, 100kHz
18	4×7	130	0.92	2.8
33	5×7	210	0.45	1.4
56	5×11	250	0.30	1.0
68	6.3×7	300	0.24	0.72
120	8×7	380	0.15	0.45
120	6.3×11	405	0.13	0.41
330	8×11.5	760	0.072	0.22
470	8×16	995	0.056	0.17
470	10×12.5	1030	0.053	0.16
680	8×20	1250	0.041	0.13
680	10×16	1430	0.038	0.12
1000	10×20	1820	0.023	0.069
1200	10×23	2150	0.022	0.066
1500	12.5×20	2360	0.021	0.053
2200	12.5×25	2770	0.018	0.045
2700	12.5×30	3290	0.016	0.041
2700	16×20	3140	0.018	0.045
3300	12.5×35	3400	0.015	0.039
3900	16×25	3460	0.016	0.043



MINIATURE ALUMINUM ELECTROLYTIC CAPACITORS ZL

Rated voltage 25V(1E)				
Rated capacitance (μ F)	Size ϕ D \times L(mm)	Rated ripple current (mA r.m.s./105 $^{\circ}$ C, 100kHz)	Impedance(Ω MAX)	
			20 $^{\circ}$ C, 100kHz	-10 $^{\circ}$ C, 100kHz
15	4 \times 7	130	0.94	2.9
27	5 \times 7	210	0.46	1.4
47	5 \times 11	250	0.30	1.0
56	6.3 \times 7	300	0.24	0.72
100	8 \times 7	380	0.15	0.45
100	6.3 \times 11	405	0.13	0.41
220	8 \times 11.5	760	0.072	0.22
330	8 \times 16	995	0.056	0.17
330	10 \times 12.5	1030	0.053	0.16
470	8 \times 20	1250	0.041	0.13
470	10 \times 16	1430	0.038	0.12
680	10 \times 20	1820	0.023	0.069
820	10 \times 23	2150	0.022	0.066
1000	12.5 \times 20	2360	0.021	0.053
1500	12.5 \times 25	2770	0.018	0.045
1800	12.5 \times 30	3290	0.016	0.041
1800	16 \times 20	3140	0.018	0.045
2200	12.5 \times 35	3400	0.015	0.039
2700	16 \times 25	3460	0.016	0.043

Rated voltage 35V(1V)				
Rated capacitance (μ F)	Size ϕ D \times L(mm)	Rated ripple current (mA r.m.s./105 $^{\circ}$ C, 100kHz)	Impedance(Ω MAX)	
			20 $^{\circ}$ C, 100kHz	-10 $^{\circ}$ C, 100kHz
10	4 \times 7	130	0.96	2.9
18	5 \times 7	210	0.47	1.5
33	5 \times 11	250	0.30	1.0
39	6.3 \times 7	300	0.25	0.75
56	8 \times 7	380	0.16	0.48
56	6.3 \times 11	405	0.13	0.41
150	8 \times 11.5	760	0.072	0.22
220	8 \times 16	995	0.056	0.17
220	10 \times 12.5	1030	0.053	0.16
270	8 \times 20	1250	0.041	0.13
330	10 \times 16	1430	0.038	0.12
470	10 \times 20	1820	0.023	0.069
560	10 \times 23	2150	0.022	0.066
680	12.5 \times 20	2360	0.021	0.053
1000	12.5 \times 25	2770	0.018	0.045
1200	12.5 \times 30	3290	0.016	0.041
1200	16 \times 20	3140	0.018	0.045
1500	12.5 \times 35	3400	0.015	0.039
1800	16 \times 25	3460	0.016	0.043



MINIATURE ALUMINUM ELECTROLYTIC CAPACITORS ZL

Rated voltage 50V(1H)				
Rated capacitance (μF)	Size ϕ D \times L(mm)	Rated ripple current (mA r.m.s./105°C, 100kHz)	Impedance(Ω MAX)	
			20°C, 100kHz	-10°C, 100kHz
5.6	4 \times 7	130	1.0	3.0
10	5 \times 7	210	0.50	1.5
22	6.3 \times 7	300	0.26	0.78
22	5 \times 11	238	0.34	1.18
33	8 \times 7	380	0.17	0.51
56	6.3 \times 11	385	0.14	0.50
100	8 \times 11.5	724	0.074	0.22
120	8 \times 16	950	0.061	0.18
150	10 \times 12.5	979	0.061	0.18
180	8 \times 20	1190	0.046	0.14
220	10 \times 16	1370	0.042	0.12
270	10 \times 20	1580	0.030	0.090
330	10 \times 23	1870	0.028	0.085
470	12.5 \times 20	2050	0.027	0.068
560	12.5 \times 25	2410	0.023	0.059
680	12.5 \times 30	2860	0.021	0.052
820	12.5 \times 35	2960	0.019	0.051
820	16 \times 20	2730	0.023	0.059
1000	16 \times 25	3010	0.021	0.056

Rated voltage 63V(1J)				
Rated capacitance (μF)	Size ϕ D \times L(mm)	Rated ripple current (mA r.m.s./105°C, 100kHz)	Impedance(Ω MAX)	
			20°C, 100kHz	-10°C, 100kHz
15	5 \times 11	165	0.88	3.5
33	6.3 \times 11	265	0.35	1.4
56	8 \times 11.5	500	0.22	0.88
82	8 \times 16	665	0.16	0.64
82	10 \times 12.5	685	0.15	0.60
120	8 \times 20	820	0.12	0.48
120	10 \times 16	945	0.11	0.44
180	10 \times 20	1100	0.080	0.32
180	12.5 \times 16	1135	0.082	0.27
220	10 \times 23	1300	0.073	0.29
270	12.5 \times 20	1495	0.060	0.20
330	12.5 \times 25	1850	0.043	0.14
470	12.5 \times 30	2250	0.039	0.13
470	16 \times 20	1990	0.045	0.14
560	12.5 \times 35	2450	0.033	0.11
560	16 \times 25	2550	0.032	0.096
680	12.5 \times 40	2780	0.029	0.096
680	18 \times 20	2450	0.038	0.10
820	16 \times 31.5	2810	0.026	0.078
820	18 \times 25	2780	0.031	0.084
1000	16 \times 35.5	2835	0.021	0.063
1000	18 \times 31.5	3270	0.025	0.068
1200	16 \times 40	3340	0.019	0.057
1200	18 \times 35.5	3310	0.020	0.054
1500	18 \times 40	3420	0.018	0.049



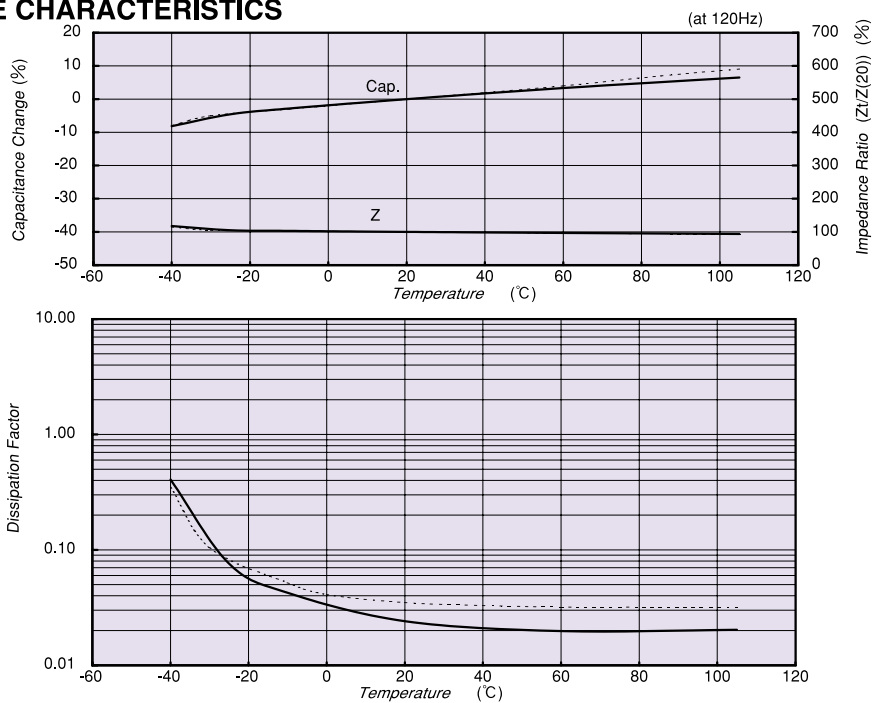
MINIATURE ALUMINUM ELECTROLYTIC CAPACITORS ZL

Rated voltage 100V(2A)				
Rated capacitance (μ F)	Size ϕ D \times L(mm)	Rated ripple current (mA r.m.s./105°C, 100kHz)	Impedance(Ω MAX)	
			20°C, 100kHz	-10°C, 100kHz
6.8	5 \times 11	125	1.40	5.6
15	6.3 \times 11	205	0.57	2.3
27	8 \times 11.5	355	0.36	1.4
39	8 \times 16	450	0.25	1.0
47	10 \times 12.5	450	0.24	0.96
56	8 \times 20	565	0.19	0.76
68	10 \times 16	580	0.18	0.72
82	10 \times 20	750	0.13	0.52
82	12.5 \times 16	735	0.13	0.43
100	10 \times 23	880	0.12	0.48
120	12.5 \times 20	1045	0.094	0.31
180	12.5 \times 25	1195	0.071	0.23
220	12.5 \times 30	1410	0.063	0.21
220	16 \times 20	1295	0.071	0.21
270	12.5 \times 35	1560	0.052	0.17
270	16 \times 25	1600	0.053	0.16
270	18 \times 20	1470	0.069	0.19
330	12.5 \times 40	1700	0.046	0.15
390	16 \times 31.5	1750	0.041	0.12
390	18 \times 25	1620	0.049	0.13
470	16 \times 35.5	1890	0.033	0.10
470	18 \times 31.5	1775	0.039	0.11
560	16 \times 40	2080	0.030	0.090
560	18 \times 35.5	2060	0.031	0.084
680	18 \times 40	2570	0.028	0.076

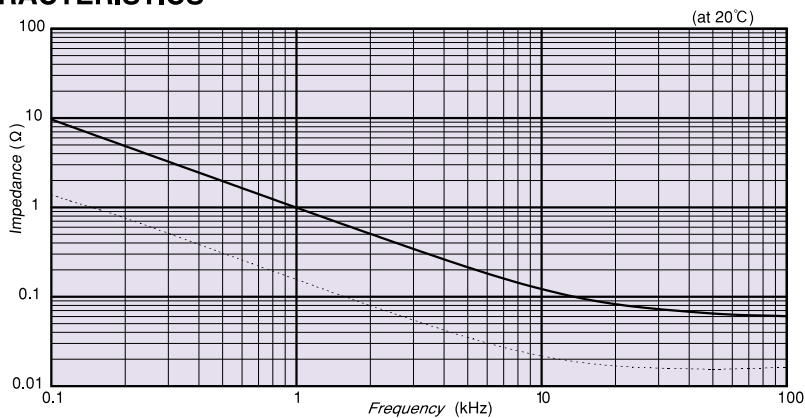
◆ CHARACTERISTIC DATA

_____ 35 ZL 150M 8×11.5
 - - - - - 25 ZL 1000M 12.5×20

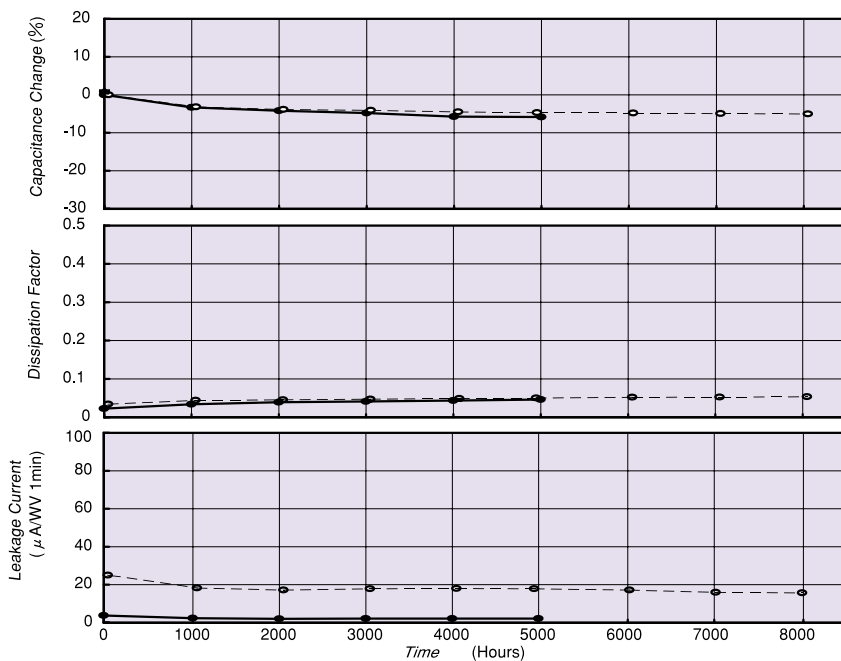
▀ TEMPERATURE CHARACTERISTICS



▀ FREQUENCY CHARACTERISTICS



▀ ENDURANCE



X-ON Electronics

Largest Supplier of Electrical and Electronic Components

Click to view similar products for [Aluminum Electrolytic Capacitors - Leaded](#) category:

Click to view products by [Rubycon](#) manufacturer:

Other Similar products are found below :

[LXY50VB4.7M-5X11](#) [MAL203125221E3](#) [MAL204216159E3](#) [ESMG101ETD100MF11S](#) [RBC-25V-10UF-4X7](#) [RE3-35V222MJ6#](#) [RFO-100V471MJ7P#](#) [B41041A2687M8](#) [B41041A7226M8](#) [B41044A7157M6](#) [EKRG250ELL100MD07D](#) [EKXG201EC3101ML20S](#)
[EKXG351ETD6R8MJ16S](#) [EKZM160ETD471MHB5D](#) [EPA-201ELL151MM25S](#) [NCD681K10KVY5PF](#) [NRLF103M25V35X20F](#)
[KM4700/16](#) [KME50VB100M-8X11.5](#) [RXJ222M1EBK-1625](#) [SG220M1CSA-0407](#) [ES5107M016AE1DA](#) [ESX472M16B](#) [MAL211929479E3](#)
[40D506F050DF5A](#) [TE1202E](#) [36DA273F050BB2A](#) [KME25VB100M-6.3X11](#) [511D336M250EK5D](#) [511D337M035CG4D](#)
[515D477M035CG8PE3](#) [052687X](#) [EKMA500ELL4R7ME07D](#) [EKRG100ETC221MF09D](#) [NRE-S560M16V6.3X7TBSTF](#)
[ERZA630VHN182UP54N](#) [MAL214099813E3](#) [MAL211990518E3](#) [MAL204281229E3](#) [NEV680M35EF](#) [686KXM050M](#) [ERS1VM222L30OT](#)
[EGW2GM150W16OT](#) [EGS2GM6R8G12OC](#) [EHS2GM220W20OT](#) [ERF1VM222L30OT](#) [ERF1KM151G20OT](#) [EKZE500ELL101MHB5D](#)
[EKMM251VSN221MP25S](#) [RGA221M1HBK-1016G](#)