



**Size 6x6 mm**

**Rated inductance 0,82  $\mu$ H .. 1000  $\mu$ H**

### Construction

- Ferrite core
- Magnetically shielded
- Winding: enamel copper wire
- Winding welded to terminals

### Features

- Wide temperature range
- High rated current
- Low DC resistance
- Suitable for reflow soldering

### Applications

- Filtering of supply voltages
- Coupling, decoupling
- DC/DC converters
- Automotive electronics

### Terminals

- Leadfree tinned

### Marking

Marking on component:

Manufacturer

L value (in  $\mu$ H) and tolerance (coded)

Date code

Minimum marking on reel:

Manufacturer, part number, ordering code,

L value and tolerance

quantity, date of packing

### Delivery mode

Blister tape 12mm, reel packing

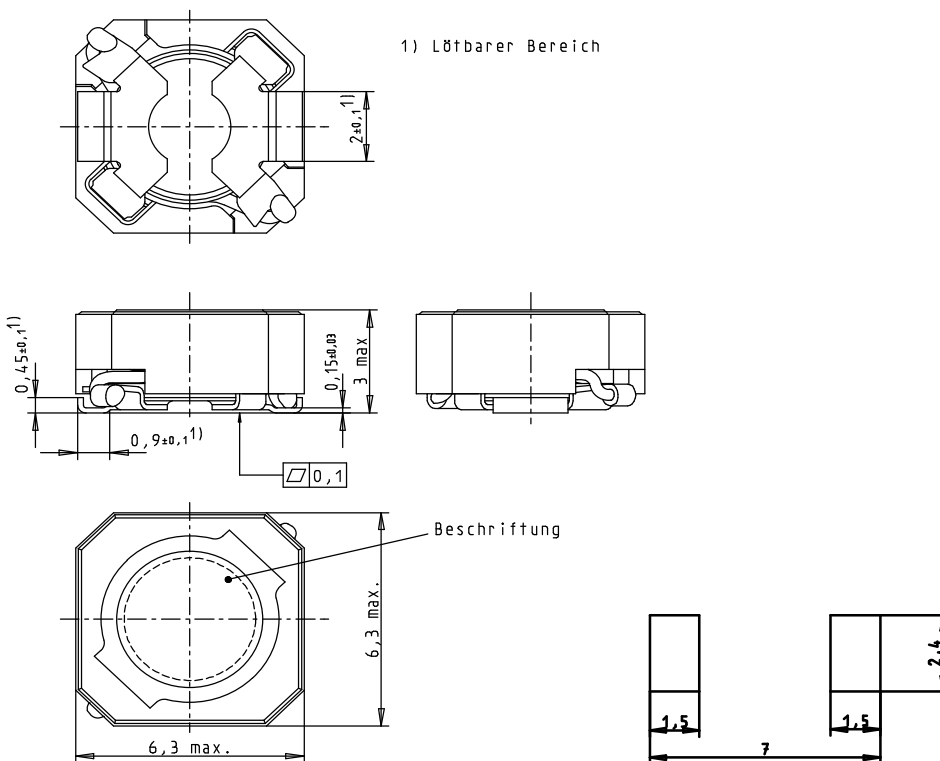
packaging quantity 2500 pcs per reel



**General technical data**

Rated inductance $L_R$	Measured with HP 4294A, measuring voltage 100 mV
Rated current $I_R$	Maximum permissible DC with temperature increase of $\leq 40$ K at ambient temperature of 85 °C
Saturation current	Maximum permissible DC with inductance decrease $\Delta L/L_0 \approx 10\%$
Climatic category	In accordance with IEC 60068-1 55/125/56 (-55 °C/ +125 °C/ 56 days damp heat test)
Solderability	5s, 235°C, wetting > 90%
Resistance to soldering heat	acc. to IEC 60068-2-58, leadfree reflow soldering profile
Self-resonance frequency $f_{res}$	Measured with network analyzer HP 8753
DC resistance $R_{max}$	Measured at 20 °C ambient temperature
Weight	Approx. 1,5g

**Dimensional drawing**

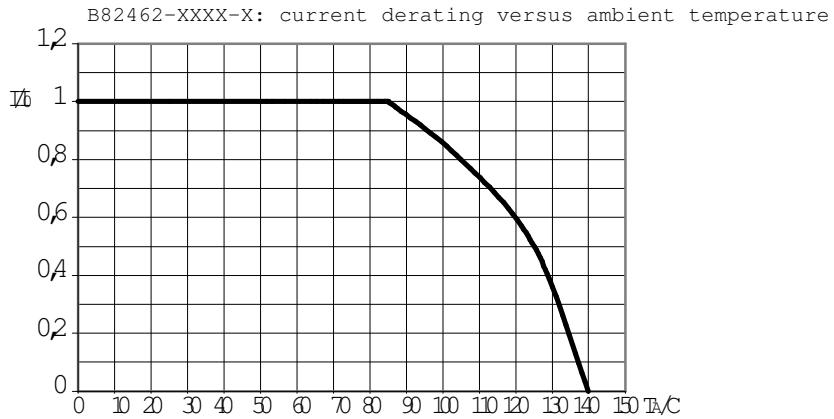



**Characteristics and ordering codes**

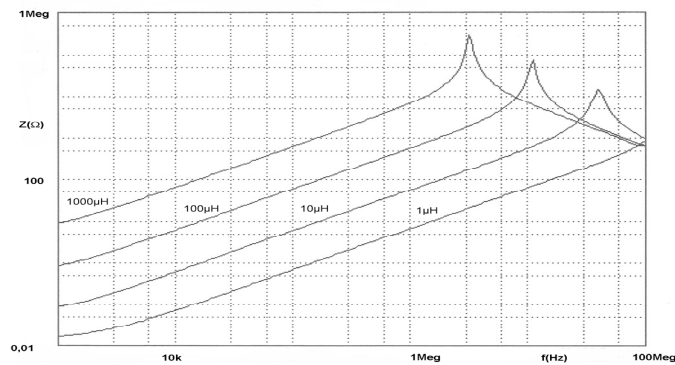
$L_R$ $\mu\text{H}$	$f_L$ MHz	Tolerance	$I_{\text{sat}}$ A	$I_R$ A	$R_{\text{max}}$ $\Omega$	$f_{\text{res,typ}}$ MHz	Ordering code
0,82	0,1	20 %	4,45	3,45	0,015	182	B82462-G4821-M
1,0	0,1	20 %	4,40	3,40	0,016	180	B82462-G4102-M
1,2	0,1	20 %	3,90	3,25	0,017	130	B82462-G4122-M
1,5	0,1	20 %	3,60	3,10	0,020	100	B82462-G4152-M
2,2	0,1	20 %	2,60	2,55	0,025	75	B82462-G4222-M
3,3	0,1	20 %	2,10	2,30	0,031	60	B82462-G4332-M
4,7	0,1	20 %	1,80	2,00	0,040	55	B82462-G4472-M
6,8	0,1	20 %	1,50	1,65	0,050	40	B82462-G4682-M
10	0,1	20 %	1,30	1,50	0,062	31	B82462-G4103-M
15	0,1	20 %	1,05	1,25	0,097	23	B82462-G4153-M
22	0,1	20 %	0,85	1,05	0,15	20	B82462-G4223-M
33	0,1	20 %	0,72	0,85	0,23	16	B82462-G4333-M
47	0,1	20 %	0,60	0,75	0,31	13	B82462-G4473-M
68	0,1	20 %	0,50	0,65	0,41	10	B82462-G4683-M
100	0,1	20%	0,42	0,53	0,58	8,5	B82462-G4104-M
150	0,1	20 %	0,33	0,38	1,05	6,5	B82462-G4154-M
220	0,1	20 %	0,28	0,35	1,35	5,5	B82462-G4224-M
330	0,1	20 %	0,22	0,27	2,30	4,5	B82462-G4334-M
470	0,1	20 %	0,18	0,24	2,70	3,5	B82462-G4474-M
680	0,1	20 %	0,15	0,20	4,05	3,0	B82462-G4684-M
1000	0,1	20 %	0,13	0,16	6,00	2,5	B82462-G4105-M



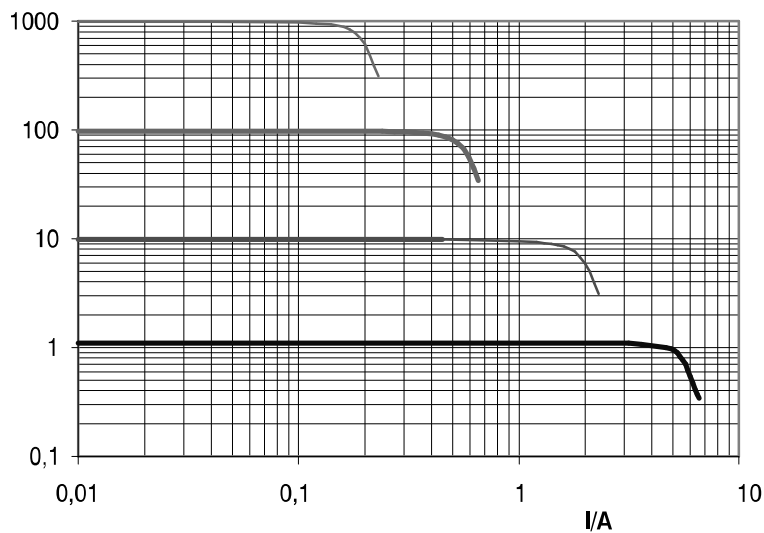
Typical diagrams:



Impedance versus frequency



Inductance derating versus load current



## X-ON Electronics

Largest Supplier of Electrical and Electronic Components

*Click to view similar products for [tdk manufacturer](#):*

Other Similar products are found below :

[VLF5012ST-1R0N2R5](#) [R14493](#) [SWS1000L-24/BL](#) [C3225X5R0J686M200AC](#) [VLF5014AT-150MR76](#) [VLF5014AT-6R8MR99](#) [CXA-2115](#)  
[MCZ1210AH301L2T](#) [78P7200-IH/F](#) [MLP2012S1R5TT](#) [ACH3218-682-TD01](#) [ACT45B-KIT](#) [NL565050T-822J-PF](#) [C1005JB1H471K050BA](#)  
[C1608CH1H151J080AA](#) [C2012JB1H105K125AB](#) [C4532NP01H154J250KA](#) [CD75-B2GA331KYGKA](#) [CLF10040T-221M](#) [CLF12555T-](#)  
[220M](#) [R22095\\*REPAIRED](#) [MLF1005LR12K](#) [MLP2520S1R0ST](#) [MLP2520S1R5MT](#) [VLS252015T-3R3M1R0](#) [VLS4012T-150MR65](#) [ZCAT-](#)  
[KIT](#) [MPZ2012-KIT](#) [NLV32T-R27J-EFD](#) [CGA3EANP02A682J080AC](#) [CKCM25C0G2A101K060AK](#) [CLF10040T-4R7N](#) [WTM505090-](#)  
[10K2-5V-G1](#) [VLS252010HBX-R24M-1](#) [CGJ2B2X7R1C222K](#) [CGA9M1X7T2J334K](#) [CGA8P3X7T2E105M/SOFT](#) [CGA6J4C0G2J392J](#)  
[CGA6M3X7R2E154K](#) [CGA3E3C0G2E181J](#) [CGA2B2C0G1H331J](#) [C-WPTX01-E6-KIT](#) [CEU-AC01-E6-KIT](#) [CERB3UX5R0G105M](#)  
[RLF12545T-100M5R1-PF](#) [PFE500F28/T](#) [CCT406393-600-36-02](#) [PFC3819QM-181K09B-00](#) [VLF3010AT-100MR49](#) [MMZ0603D330C](#)