

FIBOX SOLID

FIBOX SOLID



PC
ABS
PG
HINGED COVER




FIBOX SOLID SC II

Pat.Reg. 392179, 391844



FIBOX SOLID PG KNOCK-OUTS








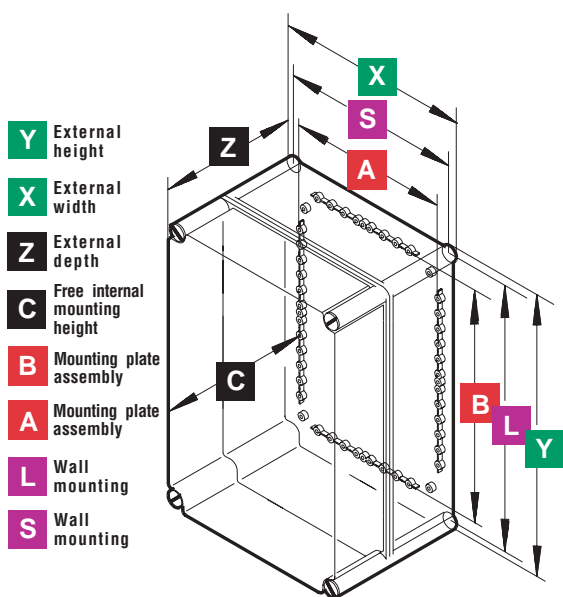
FIBOX SOLID HINGED COVER
Cover with hinges, more information page 40.

The FIBOX SOLID SC II range, PG range and SOLID Hinged Cover range offer a clear alternative to polyester enclosures. Moulded with impact resistant polycarbonate or ABS plastic, the FIBOX SOLID range is available as a screw cover enclosure or as a hinged cover enclosure.

The enclosures are rated EN 60529 IP66 / IP67.

FIBOX SOLID

FIBOX SOLID PC: IP66 / IP67, IK 08 ABS: IP66 / IP67, IK 08	Z mm	C mm	Including: Enclosure base, 4 slotted cover screws, and mounting screws.			B x A
			ORDER SYMBOL		ORDER SYMBOL	L x S
			Grey cover		Transparent cover	mm
PC 1919 ABS 1919 Y x X 190 mm 190 mm 	130	115	Cover 30 mm PC 1919 13 G		Cover 30 mm PC 1919 13 T	B x A 120 x 120
	130	115	ABS 1919 13 G		ABS 1919 13 T	
	180	165	Cover 80 mm PC 1919 18 G		Cover 80 mm PC 1919 18 T	L x S 164 x 164
	180	165	ABS 1919 18 G		ABS 1919 18 T	
PC 2819 ABS 2819 Y x X 280 mm 190 mm 	130	115	Cover 30 mm PC 2819 13 G		Cover 30 mm PC 2819 13 T	B x A 210 x 120
	130	115	ABS 2819 13 G		ABS 2819 13 T	
	180	165	Cover 80 mm PC 2819 18 G		Cover 80 mm PC 2819 18 T	L x S 254 x 164
	180	165	ABS 2819 18 G		ABS 2819 18 T	
PC 3819 ABS 3819 Y x X 380 mm 190 mm 	130	115	Cover 30 mm PC 3819 13 G		Cover 30 mm PC 3819 13 T	B x A 310 x 120
	130	115	ABS 3819 13 G		ABS 3819 13 T	
	180	165	Cover 80 mm PC 3819 18 G		Cover 80 mm PC 3819 18 T	L x S 354 x 164
	180	165	ABS 3819 18 G		ABS 3819 18 T	
PC 2828 ABS 2828 Y x X 280 mm 280 mm 	130	115	Cover 30 mm PC 2828 13 G		Cover 30 mm PC 2828 13 T	B x A 210 x 210
	130	115	ABS 2828 13 G		ABS 2828 13 T	
	180	165	Cover 80 mm PC 2828 18 G		Cover 80 mm PC 2828 18 T	L x S 254 x 254
	180	165	ABS 2828 18 G		ABS 2828 18 T	
PC 3828 ABS 3828 Y x X 380 mm 280 mm 	130	115	Cover 30 mm PC 3828 13 G		Cover 30 mm PC 3828 13 T	B x A 310 x 210
	130	115	ABS 3828 13 G		ABS 3828 13 T	
	180	165	Cover 80 mm PC 3828 18 G		Cover 80 mm PC 3828 18 T	L x S 354 x 254
	180	165	ABS 3828 18 G		ABS 3828 18 T	





SYMBOLS AND ABBREVIATIONS





PC 19 19 13 T

L Cover G= Grey
 T= Smoked grey
 Height
 Length
 Width
 Enclosure type

PC polycarbonate smooth sides
 ABS ABS grey, smooth sides
 SP polycarbonate with PG knock-outs

FIBOX SOLID PC: IP66 / IP67, IK 08 ABS: IP66 / IP67, IK 08	Z mm	C mm	Including: Enclosure base, 6 slotted cover screws, and mounting screws.		B x A L x S mm
			ORDER SYMBOL	ORDER SYMBOL	
PC 5628 ABS 5628 Y x X 560 mm 280 mm 	130 130	115 115	Grey cover	Transparent cover	B x A 537 x 215 L x S 354 x 254
			Cover 30 mm PC 5628 13 G ABS 5628 13 G	Cover 30 mm PC 5628 13 T ABS 5628 13 T	
PC 5638 ABS 5638 Y x X 560 mm 380 mm 	180 180	165 165	Grey cover	Transparent cover	B x A 536 x 310 L x S 534 x 354
			Cover 80 mm PC 5638 18 G ABS 5638 18 G	Cover 80 mm PC 5638 18 T ABS 5638 18 T	

FIBOX SOLID PG WITH PG KNOCK-OUTS

FIBOX SOLID PG PC: IP66 / IP67, IK 08 ABS: IP66 / IP67, IK 08	Z mm	C mm	Including: Enclosure base, 4 slotted cover screws, and mounting screws.				B x A
			ORDER SYMBOL		ORDER SYMBOL		L x S
			Grey cover		Transparent cover		mm
SP 1928 Y x X 280 mm 190 mm 	130 180	115 165	SP 1928 13 G SP 1928 18 G		SP 1928 13 T SP 1928 18 T		B x A 210 x 120 L x S 254 x 164
SP 2819 Y x X 190 mm 280 mm 	130 180	115 165	SP 2819 13 G SP 2819 18 G		SP 2819 13 T SP 2819 18 T		B x A 210 x 120 L x S 254 x 164
SP 2828 Y x X 280 mm 280 mm 	130 180	115 165	SP 2828 13 G SP 2828 18 G		SP 2828 13 T SP 2828 18 T		B x A 210 x 210 L x S 254 x 254
SP 2838 Y x X 380 mm 280 mm 	130 180	115 165	SP 2838 13 G SP 2838 18 G		SP 2838 13 T SP 2838 18 T		B x A 310 x 120 L x S 354 x 254



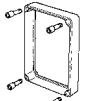

External height **Y** External width **X** External depth **Z** Free internal mounting height **C** Mounting plate assembly **B x A** Wall mounting **L x S**





TECHNICAL INFORMATION

PROPERTY	POLYCARBONATE (PC)	ABS	CONFORMITY TO STANDARDS (UL, CSA, CE, Lloyds, BV, FI)
Ingress Protection (EN 60529)	IP66/IP67	IP66/IP67	USA Enclosures for Electrical Equipment PC: UL Type 1, 3, 3S, 4, 4X, 6, 12 and 13 (UL 50/508) ABS: NEMA 1, 4, 4X, 6, 12 and 13
Impact Resistance (EN 50102)	IK 08	IK 08	Canada Industrial Control Equipment Enclosures for Electrical Equipment/ULc
Temperature Range Celsius (short term)	-40°...120°C	-40°...80°C	Europe Enclosures for Switch Gear and Control Gear Assemblies EN 50298:1998
Temperature Range Fahrenheit (short term)	-40°...250°F	-40°...175°F	
Temperature Range Celsius (continuous)	-40°...80°C	-40°...60°C	Europe Safety of Information Technology Equipment EN 60950
Temperature Range Fahrenheit (continuous)	-40°...175°F	-40°...140°F	
Electrical Insulation	Totally insulated <input type="checkbox"/>	Totally insulated <input type="checkbox"/>	Australia Enclosures for switch gear and control gear AS 3132-1991
Light Grey Parts Colour	RAL 7035 Industry Grey	RAL 7035 Industry Grey	
Transparent Clear PC Cover	Clear Transparent	Clear Transparent	
Cover Screws	RAL 7035	RAL 7035	
Cover Screws	Polyamide (PA)	Polyamide (PA)	
Gasket	PUR/EPDM	PUR/EPDM	
Enclosure Flammability Rating	UL94-5V	UL94HB	UL 746 C 5 in. vertical flame test
Glow Wire Test	960°C	650°C	IEC 695-2-1, Self-extinguishing
Non-toxicity	Halogen Free	Halogen Free	
UV resistance	UL 508 720 hours in "Weatherometer"		
Chemical Resistance *	Good	Good	

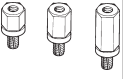
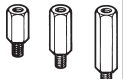
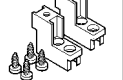
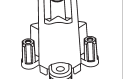
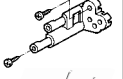

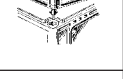
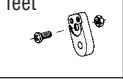



Data subject to change without notice. *Consult separate raw material data for more detailed information

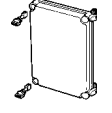
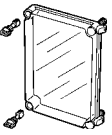
ACCESSORIES

Product	Order symbol	Size mm	
Mounting plates 	EKHVT EKJVT EKMVT EKOVT EKPVT EKTVT EKUVT	148 x 148 238 x 148 338 x 148 238 x 238 338 x 238 518 x 238 518 x 338	
Mounting rails DIN 35 	EKV 12 EKV 22 EKV 32	35 x 160 35 x 235 35 x 335	
Extension frame, 50 mm 	EKJZR EKMZR EKOZR EKPZR EKTZR EKUZR	280 x 190x50 380 x 190x50 280 x 280x50 380 x 280x50 560 x 280x50 560 x 380x50	
Inspection windows 	L44 II L43 II L24 II L12 II L24 L12 L13 L10 L08 L06 L04 L02 L 24 L 12 L 13 L02-L10	377 x 331 331 x 231 248 x 218 248 x 128 248 x 218 248 x 128 257 x 108 199 x 77 162 x 77 130 x 77 96 x 77 60 x 77	

Product	Order symbol		
Front plates for windows L12 and L24 	B12/10621-45 B24/10620-45		
Cover screws 	HS 10255 (a) CS 10256 (b) DS 10581 (c) SS 10535 (d) SS 10544 (e) HS 10533 (f) HS 10532 (g) MB 10534 (h) SS 10563 (i) HS 10562 (j) DS 10581 (k)	For 30 mm cover Wing head Cross head Triangle head Slotted head, sealable Slotted head, quick-lock* Wing head, quick-lock* Wing head, hinged* Threaded bushing (to be ordered separately with quick-lock screws) For 80 mm cover Slotted head Wing head Triangle head	
Ventilators 	MB 10564 MB 10631		
Hinges 	MB 10622 MB 10547 PA 10547 FA 10547 EKZKS 1		

ACCESSORIES

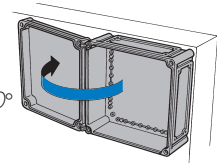
Product	Order symbol	Size mm	
Spacers 	MR 10726 MR 10727 MR 10728	15 20 30	
	HR 10 HR 15 HR 20 HR 30	10 15 20 30	
	FA 12052 FA 12053		
	MB 10686	15/34	
	FX 20 set		
	MB FP88	88	
	MB FP882	88	
Lock 	MB10597		
Mounting feet 	MB 10674		
Triangular key 	MB 10673 set		
Front plates  for Solid PG enclosures	FP 12-2819 FP 12-2828 FP 12x2-2828 FP 12x2-2838 FP 12x3-2838 FP 12x3-2856		

Product	Order symbol	Size mm	
FIBOX SOLID HINGED COVER The unique new FIBOX SOLID hinge is assembled on the cover. The hinged cover can be easily mounted to the enclosure base without drilling holes or other modification. Field replacement of screw covers is easily accomplished without modification. This cover is suitable for the FIBOX EK, SOLID and FEX products. Available in opaque grey (G) or transparent (T) polycarbonate.			
	EKJ 30-G-2FSH EKM 30-G-2FSH EKO 30-G-2FSH EKP 30-G-2FSH EKT 30-G-3FSH EKU 30-G-3FSH EKH 80-G-2FSH EKJ 80-G-2FSH EKM 80-G-2FSH EKO 80-G-2FSH EKP 80-G-2FSH EKJ 30-G-FSH19	280 x 190 x 30 380 x 190 x 30 280 x 280 x 30 380 x 280 x 30 560 x 280 x 30 560 x 380 x 30 190 x 190 x 80 280 x 190 x 80 380 x 190 x 80 280 x 280 x 80 380 x 280 x 80 190 x 190 x 30	
	ABS 2819 30-G-2FSH ABS 3819 30-G-2FSH ABS 2828 30-G-2FSH ABS 3828 30-G-2FSH ABS 2819 80-G-2FSH ABS 3819 80-G-2FSH ABS 2828 80-G-2FSH ABS 3828 80-G-2FSH	280 x 190 x 30 380 x 190 x 30 280 x 280 x 30 380 x 280 x 30 280 x 190 x 80 380 x 190 x 80 280 x 280 x 80 380 x 280 x 80	

FIBOX SOLID HINGED COVER

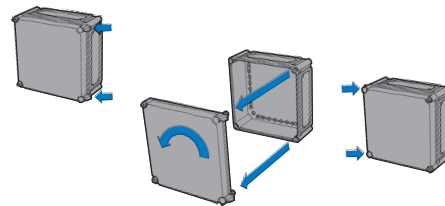
FULL OPENING ANGLE

The hinged cover opening exceeds 180 degrees allowing complete access to the interior of the enclosure. $>180^\circ$



REVERSABLE LEFT / RIGHT OPENING

The the hinged cover may be mounted on the left side or on the right side. Hinging is field reversible and easily accomplished.



FIBOX SOLID SC II ENCLOSURES

These cabinets, are made from high impact resistant polycarbonate material, and will withstand harsh industrial environments. They have ready mounted hinges and quick lock screws. Protection to IP65 is maintained when fastened. The enclosure base features many internal mounting pods for various assembly requirements. SOLID SC enclosures offer a large number of accessories. Transparent cover options allow visual inspection of equipment installed inside the enclosure.

Approvals: IP65

Order symbol		Size mm	
Grey cover	Transparent cover		
SC 281913 G II	SC 281913 T II	280 x 190 x 130	
SC 281918 G II	SC 281918 T II	280 x 190 x 180	
SC 381913 G II	SC 381913 T II	380 x 190 x 130	
SC 381918 G II	SC 381918 T II	380 x 190 x 180	
SC 282813 G II	SC 282813 T II	280 x 280 x 130	
SC 282818 G II	SC 282818 T II	280 x 280 x 180	
SC 382813 G II	SC 382813 T II	380 x 280 x 130	
SC 382818 G II	SC 382818 T II	380 x 280 x 180	
SC 562813 G II	SC 562813 T II	560 x 280 x 130	
SC 563818 G II	SC 563818 T II	560 x 380 x 180	

X-ON Electronics

Largest Supplier of Electrical and Electronic Components

Click to view similar products for [Battery Enclosures](#) category:

Click to view products by [Fibox](#) manufacturer:

Other Similar products are found below :

[67257-01](#) [67560-01-039](#) [HP-4AA Bone Battery Door](#) [HH-3442-C](#) [HH-3450-C](#) [8120844](#) [8120846](#) [BTM-1212](#) [BTM-2412](#) [BTM-243](#) [BTM-247](#) [BTM-123D](#) [BTM-243D](#) [BTM-247D](#) [18200201](#) [ALMF-002PBK](#) [MF POK BIG](#) [MF POK SMALL](#) [HH-3440-TS](#) [MB 12225](#) [MF-001DG](#) [FP 10674](#) [FP 22046](#) [UH-3](#) [MRS 28541](#) [BHM-3A3](#) [12BH9V/CS-GR](#) [BHM-4A3](#) [BHF-4A3](#) [BHF-3A3](#) [72002001](#) [72002101](#) [72002201](#) [72002301](#) [8120843](#) [8120845](#) [P33070300](#) [35111005](#) [35111016](#) [AH NEW ALU HINGE](#) [FI-17/BK](#) [19400101](#) [1518020](#) [8120841](#) [DS 10581](#) [CLY.9](#) [8120840](#) [8120842](#) [FP 12017](#) [22010000](#) [CL1 N](#)