



## E·A·RTRACERS™

### METAL DETECTABLE EARPLUGS CONSTRUCTION

E-A-RTracer Premoulded Earplugs offer the same superb noise attenuation and fit of E-A-R UltraFit Earplugs, but come complete with a surgical grade ballbearing permanently incorporated in the stem of each earplug which makes the plug metal detectable. As their name implies, E-A-RTracers can be traced by most standard metal detectors, including those designed to reject metallic combinations equal to or less than 2.78mm. (It is advisable to confirm detectability with in-plant equipment to determine proper operation). They also incorporate an easy-to-see blue vinyl cord, the only colour classified as a non-food colour.

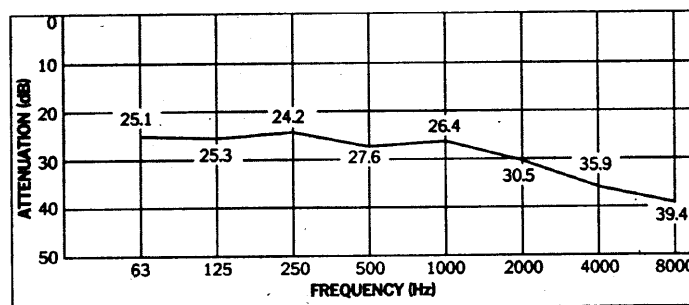
### CARE AND CLEANING

Plugs should be routinely washed with mild soap and warm water. The flanges fold back to enable thorough cleaning. Allow the plugs to dry before wearing.

### PERFORMANCE

E-A-RTracer Earplugs provide excellent attenuation offering adequate protection in the vast majority of noisy environments. They also provide almost flat frequency response across speech frequencies, thereby enabling undistorted speech communication whilst working in noise.

Conforms to EN 352 - 2: 1993 (October 1992 INSPEC).



FREQUENCY (Hz)	63	125	250	500	1000	2000	4000	8000
MEAN ATTENUATION (dB)	25.1	25.3	24.2	27.6	26.4	30.5	35.9	39.4
STANDARD DEVIATION (dB)	5.8	6.7	6.6	7.2	6.2	5.3	8.6	7.6
ASSUMED PROTECTION (dB)	19.3	18.6	17.6	20.5	20.2	25.2	27.4	31.8

H=25 M=21 L=20 SNR=25

### EASY TO USE

Follow these simple instructions to ensure the best attenuation levels from E-A-RTracers. Hands and plugs should be clean prior to use.

1. Hold the plug by the stem and insert into the canal until the ear feels sealed. Adjust the plug for greatest noise reduction. 2. Fitting is easier if the ear is pulled outwards and upwards during insertion. 3. To remove the earplugs, use a slow twisting action to break the seal gradually.





## CABOCORD

### FOAM EARPLUGS WITH CORD CONSTRUCTION

E-A-R Cabocord offers all the benefits of E-A-R Foam Earplugs such as excellent noise attenuation and a comfortable custom fit, but comes complete with an easy-to-see blue vinyl cord. This prevents plug loss, and so avoids the risk to production process areas of product contamination. The cord also allows the plugs to be draped around the neck when away from noise hazards.

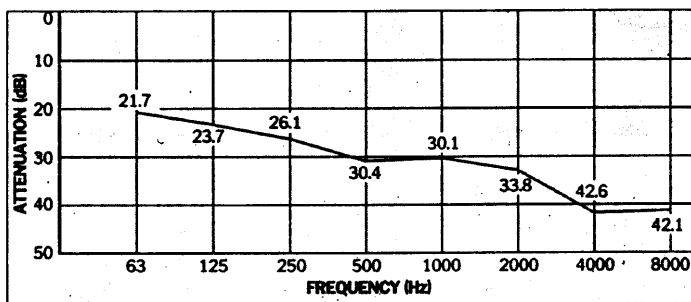
### CARE AND CLEANING

Cabocord may be washed in warm water several times, before replacement is necessary.

### PERFORMANCE

Tests by European, American and Australian authorities have shown that E-A-R Foam Earplugs give some of the highest attenuation results of all tested insert protectors. In fact, this noise attenuation performance is equal to or superior to that of most earmuffs.

Conforms to EN 352 - 2: 1993 (October 1992 INSPEC).



FREQUENCY (Hz)	63	125	250	500	1000	2000	4000	8000
MEAN ATTENUATION (dBA)	21.7	23.7	26.1	30.4	30.1	33.8	42.6	42.1
STANDARD DEVIATION (dBA)	6.3	5.6	5.2	5.7	5.3	4.6	4.0	5.7
ASSUMED PROTECTION (dBA)	15.4	18.0	20.9	24.6	24.9	29.2	38.6	36.4

H=30 M=26 L=23 SNR=29

### EASY TO USE

Follow these simple instructions to ensure the best attenuation levels from E-A-R Cabocord. Hands and plugs should be clean prior to use.

1. Hold the plug between thumb and fingers. Slowly roll and compress the plug into a very thin, crease-free cylinder. (Do not worry about hurting the plug - it is designed to be tightly compressed). 2. While compressed, insert the plug well into the ear canal. Fitting the plug can be easier if the outer ear is pulled outwards and upwards during insertion. With fingertip, hold the plug in place until it begins to expand and block out the noise. 3. Fig. 3. shows how the E-A-R Cabocord should appear when properly inserted in the ear. Inadequate insertion will reduce the level of protection.



## ULTRAFIT®

### PREMOULDED EARPLUGS CONSTRUCTION

When personal preference or the working environment dictate that the convenience and permanence of a pre-moulded earplug is more suitable, E-A-R UltraFit Earplugs are recommended. Pre-moulded from a thermoplastic elastomer, their unique one-size design incorporates three soft, ultra-thin contoured flanges which provide a smooth surface that fits most ear canals snugly and comfortably. The flanges increase contact area and so ensure good sealing and excellent attenuation, and they are reversible for easy cleaning. The special non-toxic and non-allergenic polymer material makes the plug firm enough for easy insertion, but soft for continuous wearing comfort.

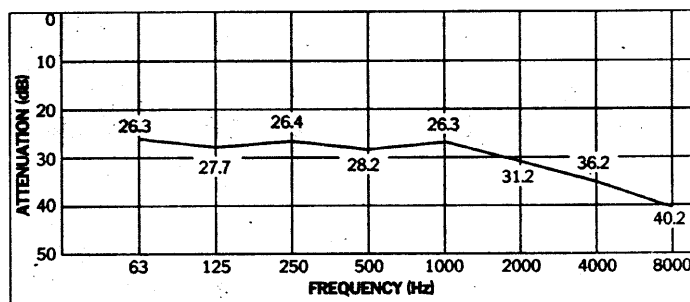
### CARE AND CLEANING

Plugs should be routinely washed with mild soap and warm water. The flanges fold back to enable thorough cleaning. Allow the plugs to dry before wearing.

### PERFORMANCE

E-A-R UltraFit provides excellent attenuation offering adequate protection in the vast majority of noisy environments. They also provide almost flat frequency response across speech frequencies, thereby enabling undistorted speech communication whilst working in noise.

Conforms to EN 352 - 2: 1993 (October 1992 INSPEC).



FREQUENCY (Hz)	63	125	250	500	1000	2000	4000	8000
MEAN ATTENUATION (dBA)	26.3	27.7	26.4	28.2	26.3	31.2	36.2	40.2
STANDARD DEVIATION (dBA)	6.4	7.9	8.2	7.6	5.6	5.5	7.5	5.9
ASSUMED PROTECTION (dBA)	19.9	19.8	18.3	20.6	20.6	25.7	28.8	34.3

H=26 M=22 L=20 SNR=25

### EASY TO USE

Follow these simple instructions to ensure the best attenuation levels from E-A-R UltraFit. Hands and plugs should be clean prior to use.

1. Hold the plug by the stem and insert into the canal until the ear feels sealed. Adjust the plug for greatest noise reduction. 2. Fitting is easier if the ear is pulled outwards and upwards during insertion. 3. Fig. 3. shows the plug being used with the optional cord. To attach the cord simply insert into the end of the plug stem and push well in.



## **X-ON Electronics**

Largest Supplier of Electrical and Electronic Components

*Click to view similar products for [aero](#) manufacturer:*

Other Similar products are found below :

[H520A-407-GQ](#) [H520F-409-GQ](#) [ES-01-001](#) [TR01000](#)