


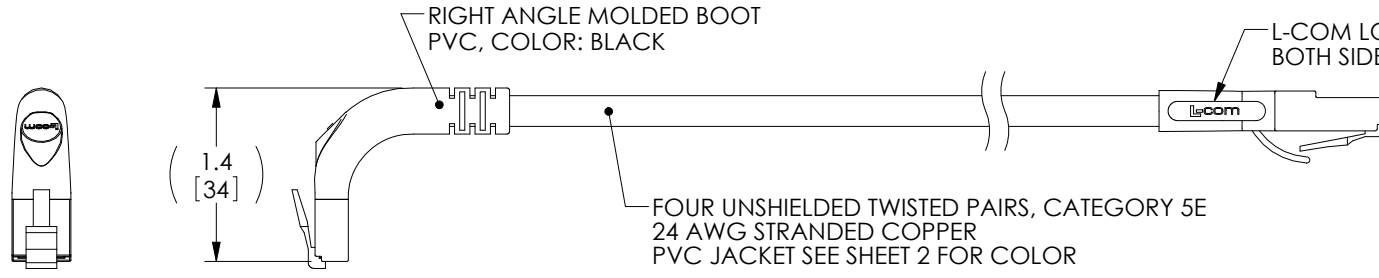
THE INFORMATION CONTAINED IN THIS DRAWING IS THE SOLE PROPERTY OF L-COM, INC. ANY REPRODUCTION IN PART OR WHOLE WITHOUT THE WRITTEN PERMISSION OF L-COM, INC. IS PROHIBITED.

REVISIONS			
REV	DESCRIPTION	DATE	APPROVED
A	INITIAL RELEASE	8/9/10	D.GRIFFIN
B	ECN6552: ADDED CHANNEL RATING NOTE	2/14/13	D. DESJARDIN
C	ECN 7667: REMOVE CHANNEL RATING NOTE AND ALL LENGTHS OVER 30 FT	11/11/14	D.FRISIELLO

L-COM LOGO ONE SIDE



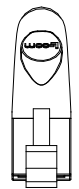
RIGHT ANGLE MOLDED BOOT PVC, COLOR: BLACK



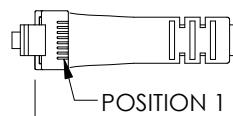
FOUR UNSHIELDED TWISTED PAIRS, CATEGORY 5E
24 AWG STRANDED COPPER
PVC JACKET SEE SHEET 2 FOR COLOR

L-COM LOGO BOTH SIDES

POSITION 1



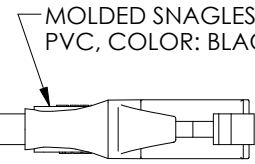
P1
RJ45 MODULAR
UNSHIELDED PLUG
GOLD PLATED CONTACTS
(8P8C)



POSITION 1

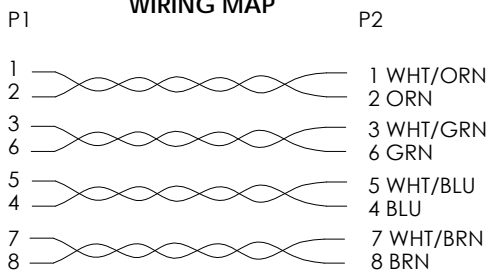
LENGTH
SEE SHEET 2

MOLDED SNAGLESS BOOT
PVC, COLOR: BLACK



P2
RJ45 MODULAR
UNSHIELDED PLUG
GOLD PLATED CONTACTS
(8P8C)

WIRING MAP



NOTES:

1. PLUG CONFORMS TO TIA-1096
2. CABLE ASSEMBLY SHALL BE TESTED FOR CONTINUITY.
3. CABLE ASSEMBLY SHALL BE INDIVIDUALLY PACKAGED IN ACCORDANCE WITH L-COM SPECIFICATION PS-0031.

REGULATORY COMPLIANCE:
CE2011/65/EU (RoHS DIRECTIVE)

UNLESS OTHERWISE SPECIFIED, DIMENSIONS ARE IN INCHES [mm] OVERALL CABLE LENGTH TOLERANCE: ≤12 [305] = +1 [25] / -0 >12 [305] ≤60 [1524] = +2 [51] / -0 >60 [1524] ≤120 [3048] = +4 [102] / -0 >120 [3048] ≤300 [7620] = +6 [152] / -0 >300 [7620] = +5% / -0% ALL OTHER DIMENSIONAL TOLERANCES: .X = ±.2 [5.08] .XX = ±.02 [1.51] .XXX = ±.005 [1.13]	APPROVALS DRAWN BY D. PARHAM CHECKED BY D. CASTRO APPROVED BY P. McNEIL	DATE 04/15/2010 04/29/2010 04/29/2010		45 BEECHWOOD DRIVE NORTH ANDOVER, MA 01845		
	CONFIGURATION DETAILS OF UNDIMENSIONED FEATURES MAY VARY	CATEGORY TELECOM/MODULAR	PRODUCT DESCRIPTION C5E PVC UTP STR-UP	SIZE A	FSCM NO. 43321	DWG. NO. TRD815RA2
PROJECTION 	COLOR VARIATIONS MAY OCCUR	SCALE: NONE	CAD FILE: TRD815RA2.SLDDRW	SHEET 1 OF 2		

THE INFORMATION CONTAINED IN THIS DRAWING IS THE SOLE PROPERTY OF L-COM, INC. ANY REPRODUCTION IN PART OR WHOLE WITHOUT THE WRITTEN PERMISSION OF L-COM, INC. IS PROHIBITED.



PART NUMBER	COLOR	LENGTH FEET [METERS]	PART NUMBER	COLOR	LENGTH FEET [METERS]	PART NUMBER	COLOR	LENGTH FEET [METERS]	PART NUMBER	COLOR	LENGTH FEET [METERS]
TRD815RA2BLK-1	BLACK	1.0 [0.30]	TRD815RA2RD-1	RED	1.0 [0.30]	TRD815RA2GRY-1	GRAY	1.0 [0.30]	TRD815RA2Y-1	YELLOW	1.0 [0.30]
TRD815RA2BLK-2	BLACK	2.0 [0.61]	TRD815RA2RD-2	RED	2.0 [0.61]	TRD815RA2GRY-2	GRAY	2.0 [0.61]	TRD815RA2Y-2	YELLOW	2.0 [0.61]
TRD815RA2BLK-3	BLACK	3.0 [0.91]	TRD815RA2RD-3	RED	3.0 [0.91]	TRD815RA2GRY-3	GRAY	3.0 [0.91]	TRD815RA2Y-3	YELLOW	3.0 [0.91]
TRD815RA2BLK-5	BLACK	5.0 [1.52]	TRD815RA2RD-5	RED	5.0 [1.52]	TRD815RA2GRY-5	GRAY	5.0 [1.52]	TRD815RA2Y-5	YELLOW	5.0 [1.52]
TRD815RA2BLK-7	BLACK	7.0 [2.13]	TRD815RA2RD-7	RED	7.0 [2.13]	TRD815RA2GRY-7	GRAY	7.0 [2.13]	TRD815RA2Y-7	YELLOW	7.0 [2.13]
TRD815RA2BLK-10	BLACK	10.0 [3.05]	TRD815RA2RD-10	RED	10.0 [3.05]	TRD815RA2GRY-10	GRAY	10.0 [3.05]	TRD815RA2Y-10	YELLOW	10.0 [3.05]
TRD815RA2BLK-15	BLACK	15.0 [4.57]	TRD815RA2RD-15	RED	15.0 [4.57]	TRD815RA2GRY-15	GRAY	15.0 [4.57]	TRD815RA2Y-15	YELLOW	15.0 [4.57]
TRD815RA2BLK-20	BLACK	20.0 [6.10]	TRD815RA2RD-20	RED	20.0 [6.10]	TRD815RA2GRY-20	GRAY	20.0 [6.10]	TRD815RA2Y-20	YELLOW	20.0 [6.10]
TRD815RA2BLK-25	BLACK	25.0 [7.62]	TRD815RA2RD-25	RED	25.0 [7.62]	TRD815RA2GRY-25	GRAY	25.0 [7.62]	TRD815RA2Y-25	YELLOW	25.0 [7.62]
TRD815RA2BLK-30	BLACK	30.0 [9.14]	TRD815RA2RD-30	RED	30.0 [9.14]	TRD815RA2GRY-30	GRAY	30.0 [9.14]	TRD815RA2Y-30	YELLOW	30.0 [9.14]
TRD815RA2BL-1	BLUE	1.0 [0.30]	TRD815RA2GR-1	GREEN	1.0 [0.30]	TRD815RA2OR-1	ORANGE	1.0 [0.30]			
TRD815RA2BL-2	BLUE	2.0 [0.61]	TRD815RA2GR-2	GREEN	2.0 [0.61]	TRD815RA2OR-2	ORANGE	2.0 [0.61]			
TRD815RA2BL-3	BLUE	3.0 [0.91]	TRD815RA2GR-3	GREEN	3.0 [0.91]	TRD815RA2OR-3	ORANGE	3.0 [0.91]			
TRD815RA2BL-5	BLUE	5.0 [1.52]	TRD815RA2GR-5	GREEN	5.0 [1.52]	TRD815RA2OR-5	ORANGE	5.0 [1.52]			
TRD815RA2BL-7	BLUE	7.0 [2.13]	TRD815RA2GR-7	GREEN	7.0 [2.13]	TRD815RA2OR-7	ORANGE	7.0 [2.13]			
TRD815RA2BL-10	BLUE	10.0 [3.05]	TRD815RA2GR-10	GREEN	10.0 [3.05]	TRD815RA2OR-10	ORANGE	10.0 [3.05]			
TRD815RA2BL-15	BLUE	15.0 [4.57]	TRD815RA2GR-15	GREEN	15.0 [4.57]	TRD815RA2OR-15	ORANGE	15.0 [4.57]			
TRD815RA2BL-20	BLUE	20.0 [6.10]	TRD815RA2GR-20	GREEN	20.0 [6.10]	TRD815RA2OR-20	ORANGE	20.0 [6.10]			
TRD815RA2BL-25	BLUE	25.0 [7.62]	TRD815RA2GR-25	GREEN	25.0 [7.62]	TRD815RA2OR-25	ORANGE	25.0 [7.62]			
TRD815RA2BL-30	BLUE	30.0 [9.14]	TRD815RA2GR-30	GREEN	30.0 [9.14]	TRD815RA2OR-30	ORANGE	30.0 [9.14]			

		45 BEECHWOOD DRIVE NORTH ANDOVER, MA 01845	
CATEGORY			
TELECOM/MODULAR			
PRODUCT DESCRIPTION			
C5E PVC UTP STR-UP			
SIZE	FSCM NO.	DWG. NO.	REV.
A	43321	TRD815RA2	C
SCALE: NONE CAD FILE: TRD815RA2.SLDDRW SHEET 2 OF 2			

X-ON Electronics

Largest Supplier of Electrical and Electronic Components

Click to view similar products for [l-com manufacturer](#):

Other Similar products are found below :

[FOA-550A](#) [UMC-201](#) [CSMN50MF-5](#) [CSMNB15MF-15](#) [TRD815RA2BL-5](#) [CA3A-90DA-1M](#) [CTLF3VGAMM-20](#) [HDCAMM-3](#)
[U3A00014-03M](#) [CSMT15MF-10](#) [CSMT15MM-15](#) [CSMT15MM-25](#) [CSPL15MF-50](#) [CSPL25MF-25](#) [CSPL9MF-10](#) [CSPL9MF-5](#)
[CSPL25MF-5](#) [CSPL25MF-2.5](#) [AL-IPEPS](#) [NB201611-10F-1](#) [TDG1026KC5-MNL](#) [NB121005-10F](#) [TRD855SRA6DBL-10M](#)
[TRD855SRA7DBL-1M](#) [TRD855SRA7DBL-10M](#) [U2A00017-05M](#) [PR175SCDLCQ24](#) [TRG508-T4T-3M](#) [TRA5261-15F](#) [TRA5261S-1F](#)
[TRA6261-1F](#) [USBBFT](#) [DGB25M](#) [HG2403RD-RSF](#) [CASATAL-18](#) [CSM25MM-10](#) [CSM37MF-10](#) [CSUSB-100](#) [CA3A-90RA-1M](#) [CA3A-](#)
[90RMICB-1M](#) [U2A00003-3M](#) [U3A00003-05M](#) [U2A00008-12I](#) [U3A00007-075M](#) [U3A00007-1M](#) [HGV-903U](#) [CSMT15MF-5](#)
[CSMT15MM-50](#) [CSPL15MF-25](#) [LPXT-WP-PMT](#)