

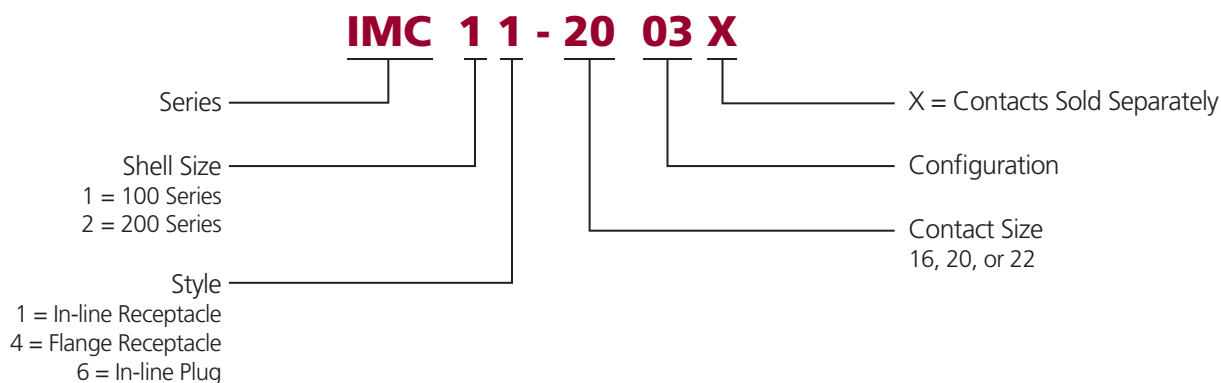
IMC Series Overview

The Industrial Micro Connector Series are unsealed connectors constructed from Ultem®, a high temperature and corrosion resistant composite material suited for industrial applications. The IMC Series offers high pin density and several contact arrangements that accept a wide range of wire gauges. They feature a bayonet style lock coupling mechanism and withstand heat, dust, and moisture. To create an environmental seal and achieve an IP67 rating, the addition of a back fitting and adhesive is required.

The compact design is ideal for applications where space is at a premium, meeting the requirements of manufacturers of test equipment, industrial sensors, medical diagnostic equipment, instrumentations and process control systems.



Part Numbering System



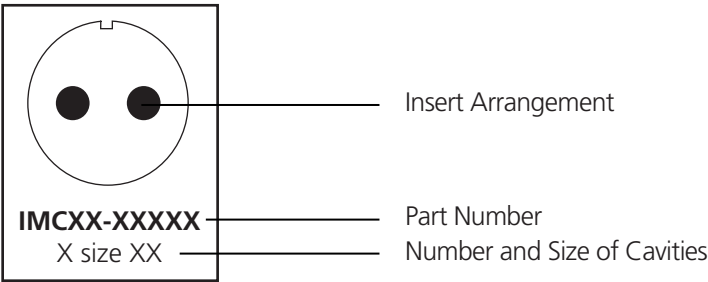
Dimensions



Series	Style	IMC Plug		IMC Receptacle	
		Overall Length A	Overall Width ØB	Overall Length C	Overall Width ØD
100	In-line	.030 (.755) max.	.024 (.600) max.	.030 (.755) max.	.024 (.599) max.
	Flange	--	--	.030 (.755) max.	.028 (.705) max.
200	In-line	.030 (.755) max.	.030 (.755) max.	.030 (.755) max.	.030 (.755) max.
	Flange	--	--	.030 (.755) max.	.037 (.945) max.


Dimensions are for reference only.

■ Configurations




Plugs - cavity identification from rear

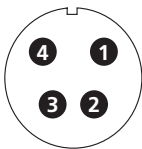
100 Series



IMC16-2002X
2 size 20

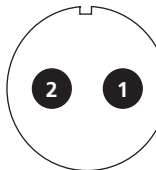


IMC16-2003X
3 size 20

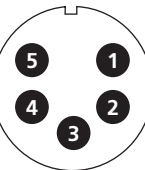


IMC16-2204X
4 size 22

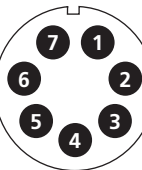
200 Series




IMC26-1602X
2 size 16



IMC26-2005X
5 size 20




IMC26-2007X
7 size 20



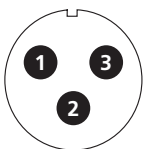
IMC26-2212X
12 size 22

Receptacles - cavity identification from rear

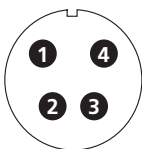
100 Series



IMC1*-2002X
2 size 20

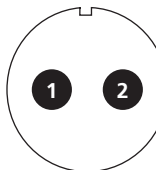


IMC1*-2003X
3 size 20

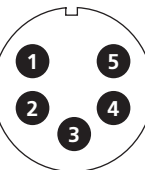


IMC1*-2204X
4 size 22

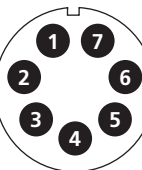
200 Series




IMC2*-1602X
2 size 16



IMC2*-2005X
5 size 20



IMC2*-2007X
7 size 20



IMC2*-2212X
12 size 22

Accessories

Deutsch Industrial offers several accessory items that are used to complement the connectors. The IMC family accessories include items such as boots, dust caps, and adapters. Accessories are designed to complete the application and meet a wide array of design requirements such as providing additional protection and offering increased aesthetics.

Boots

Boots provide a professional looking finishing touch for your Deutsch IMC Series connectors. Santoprene boots are used to provide additional protection and provide strain relief. The boots can be used with an epoxy adhesive to seal the connectors against dust and moisture and achieve an IP67 rating.

Notice

To achieve an IP67 rating, Raychem S1125 type 2-part epoxy must be used.



Boot

Part Number	Description
6810-207-1001-2-200	100 Series .200 in. (5.08) opening
6810-207-2001-2-105	200 Series .105 in. (2.67) opening
6810-207-2001-2-125	200 Series .125 in. (3.17) opening
6810-207-2001-2-120	200 Series .120 in. (3.05) opening
6810-207-2001-2-140	200 Series .140 in. (3.56) opening
6810-207-2001-2-250	200 Series .250 in. (6.35) opening
6810-207-2001-2-165	200 Series .165 in. (4.19) opening

Dust Caps

IMC connectors plastic dust caps are available to provide a temporary cover for the connector interface when the connectors are not mated.



Dust Cap

Part Number	Description
IMC18	100 Series pro-cap plug
IMC19	100 Series pro-cap receptacle
IMC28	200 Series pro-cap plug
IMC29	200 Series pro-cap receptacle

Adapters

The IMC Series adapters are used to provide added protection and strain relief. The adapters are made up of several parts and feature a housing that is tightened with screws to provide the appropriate grip on the wires.



Adapter

Part Number	Description
IMC1AD	100 Series adapter
IMC2AD	200 Series adapter

Tools & Contacts

The Industrial Micro Connect Series uses special contacts and tools. The contacts are smaller and designed for high pin density. Removal tools along with multiple crimp tools are available and are designed to work with the smaller contacts and tighter pin arrangements. The Common Contact System and tools are not compatible with the IMC Series.

■ Tools for IMC Series

Tools for Solid Contacts	
Part Number	Adjustable Hand Crimp Tools
MH860	QC/IMC #22 crimp tool, adjustable AWG ranges, requires 86-5
86-5	QC/IMC crimp tool positioner for MH860
AF8-TH163	QC/IMC #20 and #16 crimp tool, adjustable AWG ranges
	Single Gauge Hand Crimp Tools
AMSC22/1	QC/IMC #22 crimp tool, low cost, only crimps 22 AWG wire
AMSC20/1	QC/IMC #20 crimp tool, low cost, only crimps 20 AWG wire
AMSC16/A/1	QC/IMC #16 crimp tool, low cost, only crimps 16 AWG wire
	Insert/Removal Tools
6757-201-2201	Insert/Removal Tool #22
6757-201-2001	Insert/Removal Tool #20
6757-201-1601	Insert/Removal Tool #16



■ Solid Contacts for IMC Series



Size	Solid Contact Part Numbers		Wire Size AWG	Recommended Strip Length Inches (mm)
	Pin	Socket		
22	6860-201-22278	6862-201-22278	22, 24, 26	.160-.190 (4.06-4.83)
20	6860-201-20278	6862-201-20278	20, 22, 24	.230-.260 (5.84-6.60)
16	6860-201-16278	6862-201-16278	16, 18, 20	.230-.260 (5.84-6.60)



Size	PCB Pin Part Number
22	6860-202-22278
20	6860-202-20278
16	6860-202-16278

X-ON Electronics

Largest Supplier of Electrical and Electronic Components

Click to view similar products for [Automotive Connectors](#) category:

Click to view products by [TE Connectivity](#) manufacturer:

Other Similar products are found below :

[003-018-000](#) [600858](#) [60403001](#) [60993906-B](#) [60993913-B](#) [629515004020001](#) [M902-2131](#) [M902-2161](#) [M902-2344](#) [72.330.1035.1](#)
[73.353.4028.0](#) [F118010](#) [F119300-B](#) [F132210](#) [F132210-B](#) [F166900](#) [F180100](#) [F258300](#) [F258300-B](#) [F294300-B](#) [F339100](#) [F339700](#) [F358300-](#)
[B](#) [F374110](#) [F407400](#) [F412210](#) [F427600](#) [F444110](#) [F487000](#) [F495100-B](#) [F500900-B](#) [F509500B-B](#) [770444-1](#) [776880-1](#) [827153-1](#) [881735-1](#)
[8N1515-32-24P](#) [9-1326727-8](#) [9-1326729-8](#) [925467-1](#) [925474-1](#) [928905-1](#) [936398-2](#) [964562-1](#) [964562-4](#) [964731-2](#) [965051-1](#) [968782-1](#)
[GT17SA-8DS-HU](#) [GT17VS-10DP-5.2CF](#)