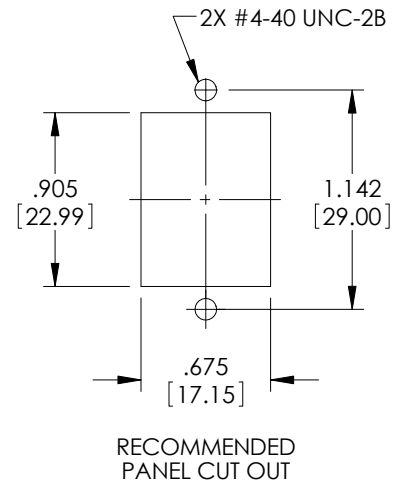
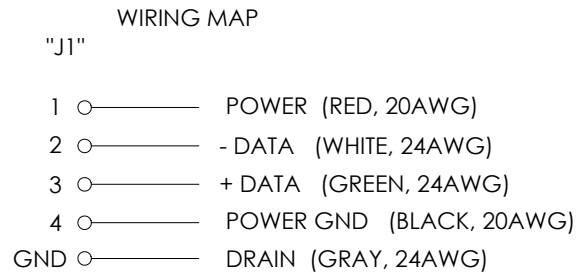
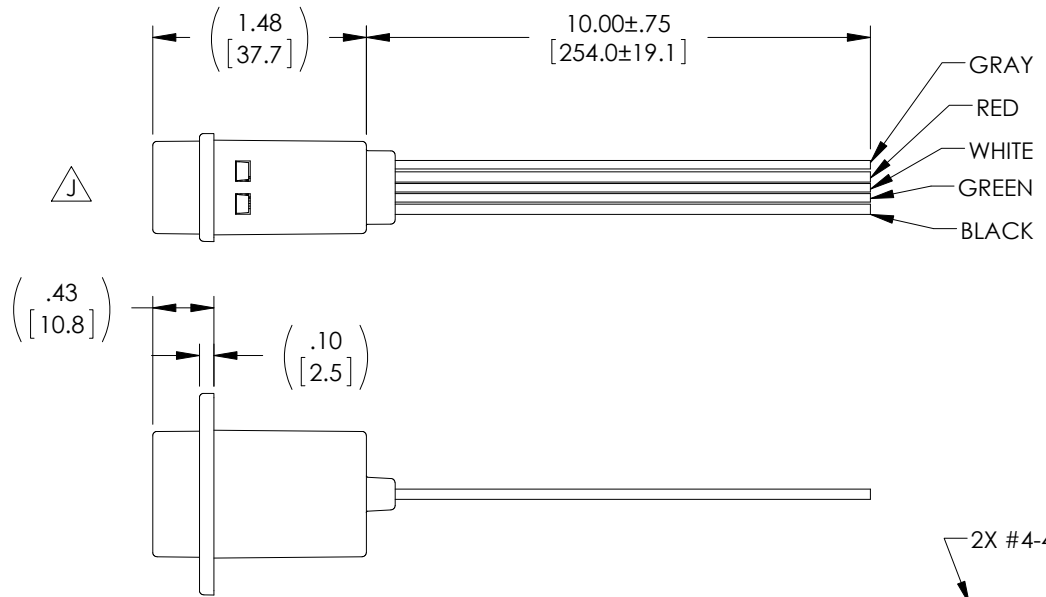
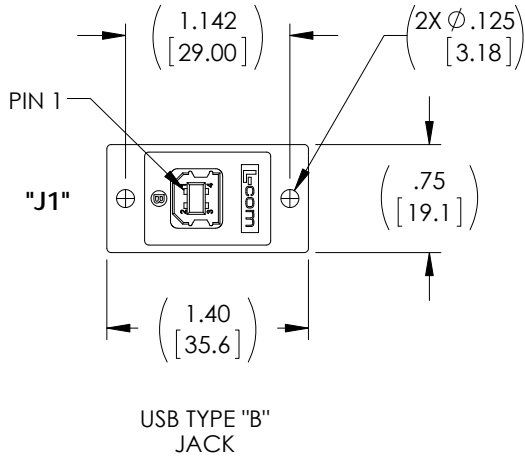


THE INFORMATION CONTAINED IN THIS DRAWING IS THE SOLE PROPERTY OF L-COM, INC. ANY REPRODUCTION IN PART OR WHOLE WITHOUT THE WRITTEN PERMISSION OF L-COM, INC. IS PROHIBITED.

RoHS Compliant ✓

REVISIONS			
REV	DESCRIPTION	DATE	APPROVED
G	ECN 5200: CN RELEASE	12/9/10	D. CASTRO
H	ECN 5796: REMOVE "SHIELDED DRAIN WIRE" FROM TOP VIEW	10/24/11	D.FRISIELLO
J	ECN 6692: REVISED MODEL TO SNAP-ON COVERS	2/20/13	D.FRISIELLO



**NOTES:**

**MATERIAL:**  
 COUPLER HOUSING: ABS, UL94V-0.  
 CONNECTOR INSULATOR: WHITE, PBT WITH GLASS FIBER.  
 CONNECTOR CONTACTS: PHOSPHOR BRONZE.  
 CONNECTOR SHELL: BRASS.  
 PCB: EPOXY GLASS FP-4, 94V-0 FLAMMABILITY RATING.

**FINISH:**  
 COUPLER HOUSING: COLOR, BLACK.  
 CONNECTOR CONTACTS: GOLD, 30μ INCHES.  
 CONNECTOR SHELLS: NICKEL.

**ELECTRICAL:**  
 CURRENT RATING: 2 AMP MAX.  
 VOLTAGE RATING: 140 VDC.

**ENVIRONMENTAL:**  
 OPERATING TEMPERATURE: -20° C TO +80° C.

**MISCELLANEOUS:**  
 COUPLER SHALL BE TESTED FOR CONTINUITY.  
 COUPLER SHALL BE INDIVIDUALLY PACKAGED IN ACCORDANCE WITH L-COM PACKAGING SPEC PS-0031.

UNLESS OTHERWISE SPECIFIED, DIMENSIONS ARE IN INCHES [mm] OVERALL CABLE LENGTH TOLERANCE: ≤12 [305] = +1 [25] / -0 >12 [305] ≤60 [1524] = +2 [51] / -0 >60 [1524] ≤120 [3048] = +4 [102] / -0 >120 [3048] ≤300 [7620] = +6 [152] / -0 >300 [7620] = +3% / -0%	APPROVALS	DATE		45 BEECHWOOD DRIVE NORTH ANDOVER, MA 01845
	DRAWN BY C. MCCORMICK	5/4/01		CATEGORY
ALL OTHER DIMENSIONAL TOLERANCES: .X = ± .2 .XX = ± .02 .XXX = ± .005	CHECKED BY D. PARHAM	5/4/01	CONFIGURATION DETAILS OF UNDIMENSIONED FEATURES MAY VARY	PRODUCT DESCRIPTION
PROJECTION	APPROVED BY R. CARRICK	5/4/01		COLOR VARIATIONS MAY OCCUR
	SCALE: NONE	FSCM NO. <b>A 43321</b>	DWG. NO. <b>ECJ504B-UB</b>	REV. <b>J</b>
			CAD FILE: ECJ504B-UB.SLDDRW	SHEET 1 OF 1

## X-ON Electronics

Largest Supplier of Electrical and Electronic Components

*Click to view similar products for [l-com manufacturer](#):*

Other Similar products are found below :

[FOA-550A](#) [SDRA15AG](#) [UMC-201](#) [CSMN50MF-5](#) [CSMNB15MF-15](#) [TRD815RA2BL-5](#) [CA3N050](#) [CA3A-90DA-1M](#) [U3A00003-03M](#)  
[CTLF3VGAMM-20](#) [HDCAMM-3](#) [U3A00014-03M](#) [ECF-SK-25](#) [CSMT15MF-10](#) [CSMT15MM-15](#) [CSMT15MM-25](#) [CSPL15MF-50](#)  
[CSPL25MF-25](#) [CSPL9MF-10](#) [CSPL9MF-5](#) [CSPL25MF-5](#) [CSPL25MF-2.5](#) [AL-IPEPS](#) [NB201611-10F-1](#) [TDG1026KC5-MNL](#) [NB121005-](#)  
[10F](#) [TRD855SRA6DBL-05M](#) [TRD855SRA6DBL-10M](#) [TRD855SRA7DBL-1M](#) [TRD855SRA7DBL-10M](#) [PR175SCDLCQ24](#) [TRG508-T4T-](#)  
[3M](#) [TRA5261-15F](#) [TRA5261S-1F](#) [TRA6261-1F](#) [TRA6261-10F](#) [USBBFT](#) [DGB25M](#) [CASATAL-18](#) [CSM25MM-10](#) [CSM37MF-10](#)  
[CSUSB-100](#) [CA3A-90RA-1M](#) [CA3A-90RMICB-1M](#) [U2A00003-3M](#) [U3A00003-05M](#) [U2A00008-12I](#) [U3A00056-03M](#) [U3A00007-075M](#)  
[U3A00007-1M](#)