



TS78M00 series

3-Terminal Medium Current Positive Voltage Regulator

TO-220



TO-252



Pin assignment:

1. Input
2. Ground
3. Output

(Heatsink surface connected to Pin 2)

Voltage Range 5V to 24V
Output Current up to 0.5A

General Description

The TS78M00 Series positive voltage regulators are identical to the popular TS7800 Series devices, except that they are specified for only half the output current. Like the TS7800 devices, the TS78M00 Series 3-Terminal regulators are intended for local, on-card voltage regulation.

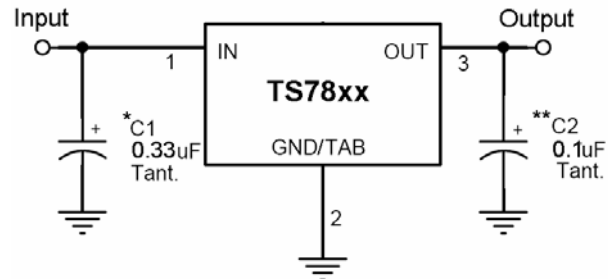
Internal current limiting, thermal shutdown circuitry and safe-area compensation for the internal pass transistor combine to make these devices remarkably rugged under most operating conditions. Maximum output current with adequate heatsink is 500mA

This series is offered in 3-pin TO-220, TO-252 package.

Features

- ◇ Output current up to 0.5A
- ◇ No external components required
- ◇ Internal thermal overload protection
- ◇ Internal short-circuit current limiting
- ◇ Output transistor safe-area compensation
- ◇ Output voltage offered in 4% tolerance

Standard Application



A common ground is required between the input and the output voltages. The input voltage must remain typically 2.0V above the output voltage even during the low point on the Input ripple voltage.

XX = these two digits of the type number indicate voltage.

* = Cin is required if regulator is located an appreciable distance from power supply filter.

** = Co is not needed for stability; however, it does improve transient response.

Ordering Information

Part No.	Operating Temp. (Ambient)	Package
TS78MxxCZ	-20 ~ +85°C	TO-220
TS78MxxCP		TO-252

Note: Where xx denotes voltage option.

Absolute Maximum Rating

Input Voltage	Vin *	35	V
Input Voltage	Vin **	40	V
Power Dissipation	TO-220	Without heatsink	2
	TO-220	Pt ***	15
	TO-252	Without heatsink	1
Operating Junction Temperature Range	T _J	0 ~ +150	°C
Storage Temperature Range	T _{STG}	-65 ~ +150	°C

Note : * TS78M05 to TS78M18

** TS78M24

*** Follow the derating curve



TS78M05 Electrical Characteristics

($V_{in}=10V$, $I_{out}=350mA$, $0^{\circ}C \leq T_j \leq 125^{\circ}C$, $C_{in}=0.33\mu F$, $C_{out}=0.1\mu F$; unless otherwise specified.)

Parameter	Symbol	Test Conditions	Min	Typ	Max	Unit
Output voltage	V_{out}	$T_j=25^{\circ}C$	4.80	5	5.20	V
		$7.5V \leq V_{in} \leq 20V$, $5mA \leq I_{out} \leq 350mA$, $PD \leq 5W$	4.75	5	5.25	
Line Regulation	REG _{line}	$T_j=25^{\circ}C$ $7.5V \leq V_{in} \leq 25V$, $I_o=200mA$	--	3	50	mV
Load Regulation	REG _{load}	$T_j=25^{\circ}C$ $5mA \leq I_{out} \leq 500mA$	--	20	100	
		$5mA \leq I_{out} \leq 200mA$	--	10	50	
Quiescent Current	I_q	$I_{out}=0$, $T_j=25^{\circ}C$	--	3	6	mA
Quiescent Current Change	ΔI_q	$7.5V \leq V_{in} \leq 25V$	--	--	0.8	
		$5mA \leq I_{out} \leq 350mA$	--	--	0.5	
Output Noise Voltage	V_n	$10Hz \leq f \leq 100KHz$, $T_j=25^{\circ}C$	--	40	--	μV
Ripple Rejection Ratio	RR	$f=120Hz$, $8V \leq V_{in} \leq 18V$	62	80	--	dB
Voltage Drop	V_{drop}	$I_{out}=350mA$, $T_j=25^{\circ}C$	--	2	--	V
Peak Output Current	I_o peak	$T_j=25^{\circ}C$	--	0.7	--	A
Temperature Coefficient of Output Voltage	$\Delta V_{out} / \Delta T_j$	$I_{out}=5mA$, $0^{\circ}C \leq T_j \leq 125^{\circ}C$	--	-0.2	--	mV/ $^{\circ}C$

TS78M06 Electrical Characteristics

($V_{in}=11V$, $I_{out}=350mA$, $0^{\circ}C \leq T_j \leq 125^{\circ}C$, $C_{in}=0.33\mu F$, $C_{out}=0.1\mu F$; unless otherwise specified.)

Parameter	Symbol	Test Conditions	Min	Typ	Max	Unit
Output Voltage	V_{out}	$T_j=25^{\circ}C$	5.75	6	6.25	V
		$8.5V \leq V_{in} \leq 21V$, $5mA \leq I_{out} \leq 350mA$, $PD \leq 5W$	6.3	6	6.3	
Line Regulation	REG _{line}	$T_j=25^{\circ}C$ $8.5V \leq V_{in} \leq 25V$, $I_o=200mA$	--	3	50	mV
Load Regulation	REG _{load}	$T_j=25^{\circ}C$ $5mA \leq I_{out} \leq 500A$	--	20	120	
		$5mA \leq I_{out} \leq 200mA$	--	10	60	
Quiescent Current	I_q	$I_{out}=0$, $T_j=25^{\circ}C$	--	3	6	mA
Quiescent Current Change	ΔI_q	$8.5V \leq V_{in} \leq 25V$	--	--	0.8	
		$5mA \leq I_{out} \leq 350mA$	--	--	0.5	
Output Noise Voltage	V_n	$10Hz \leq f \leq 100KHz$, $T_j=25^{\circ}C$	--	45	--	μV
Ripple Rejection Ratio	RR	$f=120Hz$, $9V \leq V_{in} \leq 19V$	59	80	--	dB
Voltage Drop	V_{drop}	$I_{out}=350mA$, $T_j=25^{\circ}C$	--	2	--	V
Output Short Circuit Current	I_{os}	$T_j=25^{\circ}C$	--	50	--	mA
Peak Output Current	I_o peak	$T_j=25^{\circ}C$	--	0.7	--	A
Temperature Coefficient of Output Voltage	$\Delta V_{out} / \Delta T_j$	$I_{out}=5mA$, $0^{\circ}C \leq T_j \leq 125^{\circ}C$	--	-0.2	--	mV/ $^{\circ}C$

- Pulse testing techniques are used to maintain the junction temperature as close to the ambient temperature as possible, and thermal effects must be taken into account separately.
- This specification applies only for DC power dissipation permitted by absolute maximum ratings.



TS78M08 Electrical Characteristics

($V_{in}=14V$, $I_{out}=350mA$, $0^{\circ}C \leq T_j \leq 125^{\circ}C$, $C_{in}=0.33\mu F$, $C_{out}=0.1\mu F$; unless otherwise specified.)

Parameter	Symbol	Test Conditions	Min	Typ	Max	Unit
Output Voltage	Vout	$T_j=25^{\circ}C$	7.69	8	8.32	V
		$10.5V \leq V_{in} \leq 23V$, $5mA \leq I_{out} \leq 350mA$, $PD \leq 5W$	7.61	8	8.40	
Line Regulation	REGline	$T_j=25^{\circ}C$ $10.5V \leq V_{in} \leq 25V$, $I_o=200mA$	--	6	50	mV
Load Regulation	REGload	$T_j=25^{\circ}C$ $5mA \leq I_{out} \leq 500mA$ $5mA \leq I_{out} \leq 200mA$	--	25 10	160 80	
Quiescent Current	Iq	$I_{out}=0$, $T_j=25^{\circ}C$	--	3	6	mA
Quiescent Current Change	ΔIq	$10.5V \leq V_{in} \leq 25V$	--	--	0.8	
		$5mA \leq I_{out} \leq 350mA$	--	--	0.5	
Output Noise Voltage	Vn	$10Hz \leq f \leq 100KHz$, $T_j=25^{\circ}C$	--	52	--	μV
Ripple Rejection Ratio	RR	$f=120Hz$, $11V \leq V_{in} \leq 21V$	56	80	--	dB
Voltage Drop	Vdrop	$I_{out}=350mA$, $T_j=25^{\circ}C$	--	2	--	V
Output Short Circuit Current	Ios	$T_j=25^{\circ}C$	--	50	--	mA
Peak Output Current	I _{o peak}	$T_j=25^{\circ}C$	--	0.7	--	A
Temperature Coefficient of Output Voltage	$\Delta V_{out} / \Delta T_j$	$I_{out}=5mA$, $0^{\circ}C \leq T_j \leq 125^{\circ}C$	--	-0.2	--	mV/ $^{\circ}C$

TS78M09 Electrical Characteristics

($V_{in}=15V$, $I_{out}=350mA$, $0^{\circ}C \leq T_j \leq 125^{\circ}C$, $C_{in}=0.33\mu F$, $C_{out}=0.1\mu F$; unless otherwise specified.)

Parameter	Symbol	Test Conditions	Min	Typ	Max	Unit
Output Voltage	Vout	$T_j=25^{\circ}C$	8.65	9	9.36	V
		$11.5V \leq V_{in} \leq 23V$, $5mA \leq I_{out} \leq 350mA$, $PD \leq 5W$	8.57	9	9.45	
Line Regulation	REGline	$T_j=25^{\circ}C$ $11.5V \leq V_{in} \leq 26V$, $I_o=200mA$	--	6	50	mV
Load Regulation	REGload	$T_j=25^{\circ}C$ $5mA \leq I_{out} \leq 500mA$ $5mA \leq I_{out} \leq 200mA$	--	25 10	180 90	
Quiescent Current	Iq	$I_{out}=0$, $T_j=25^{\circ}C$	--	3	6	mA
Quiescent Current Change	ΔIq	$11.5V \leq V_{in} \leq 26V$	--	--	0.8	
		$5mA \leq I_{out} \leq 350mA$	--	--	0.5	
Output Noise Voltage	Vn	$10Hz \leq f \leq 100KHz$, $T_j=25^{\circ}C$	--	52	--	μV
Ripple Rejection Ratio	RR	$f=120Hz$, $12V \leq V_{in} \leq 22V$	55	80	--	dB
Voltage Drop	Vdrop	$I_{out}=350mA$, $T_j=25^{\circ}C$	--	2	--	V
Output Short Circuit Current	Ios	$T_j=25^{\circ}C$	--	50	--	mA
Peak Output Current	I _{o peak}	$T_j=25^{\circ}C$	--	0.7	--	A
Temperature Coefficient of Output Voltage	$\Delta V_{out} / \Delta T_j$	$I_{out}=5mA$, $0^{\circ}C \leq T_j \leq 125^{\circ}C$	--	-0.2	--	mV/ $^{\circ}C$

- Pulse testing techniques are used to maintain the junction temperature as close to the ambient temperature as possible, and thermal effects must be taken into account separately.
- This specification applies only for DC power dissipation permitted by absolute maximum ratings.



TS78M10 Electrical Characteristics

($V_{in}=16V$, $I_{out}=350mA$, $0^{\circ}C \leq T_j \leq 125^{\circ}C$, $C_{in}=0.33\mu F$, $C_{out}=0.1\mu F$; unless otherwise specified.)

Parameter	Symbol	Test Conditions	Min	Typ	Max	Unit
Output Voltage	Vout	$T_j=25^{\circ}C$	9.6	10	10.4	V
		$12.5V \leq V_{in} \leq 25V$, $5mA \leq I_{out} \leq 350mA$, $PD \leq 5W$	9.5	10	10.5	
Line Regulation	REGline	$T_j=25^{\circ}C$ $12.5V \leq V_{in} \leq 28V$, $I_o=200mA$	--	8	50	mV
Load Regulation	REGload	$T_j=25^{\circ}C$ $5mA \leq I_{out} \leq 500A$ $5mA \leq I_{out} \leq 200mA$	--	25 10	200 100	
Quiescent Current	Iq	$I_{out}=0$, $T_j=25^{\circ}C$	--	3	6	mA
Quiescent Current Change	ΔIq	$12.5V \leq V_{in} \leq 28V$	--	--	0.8	
		$5mA \leq I_{out} \leq 350mA$	--	--	0.5	
Output Noise Voltage	Vn	$10Hz \leq f \leq 100KHz$, $T_j=25^{\circ}C$	--	70	--	μV
Ripple Rejection Ratio	RR	$f=120Hz$, $13V \leq V_{in} \leq 23V$	55	80	--	dB
Voltage Drop	Vdrop	$I_{out}=350mA$, $T_j=25^{\circ}C$	--	2	--	V
Output Short Circuit Current	Ios	$T_j=25^{\circ}C$	--	50	--	mA
Peak Output Current	I _{o peak}	$T_j=25^{\circ}C$	--	0.7	--	A
Temperature Coefficient of Output Voltage	$\Delta V_{out} / \Delta T_j$	$I_{out}=5mA$, $0^{\circ}C \leq T_j \leq 125^{\circ}C$	--	-0.3	--	mV/ $^{\circ}C$

TS78M12 Electrical Characteristics

($V_{in}=19V$, $I_{out}=350mA$, $0^{\circ}C \leq T_j \leq 125^{\circ}C$, $C_{in}=0.33\mu F$, $C_{out}=0.1\mu F$; unless otherwise specified.)

Parameter	Symbol	Test Conditions	Min	Typ	Max	Unit
Output Voltage	Vout	$T_j=25^{\circ}C$	11.53	12	12.48	V
		$14.5V \leq V_{in} \leq 27V$, $5mA \leq I_{out} \leq 350mA$, $PD \leq 5W$	11.42	12	12.60	
Line Regulation	REGline	$T_j=25^{\circ}C$ $14.5V \leq V_{in} \leq 30V$, $I_o=200mA$	--	8	50	mV
Load Regulation	REGload	$T_j=25^{\circ}C$ $5mA \leq I_{out} \leq 500mA$ $0mA \leq I_{out} \leq 200mA$	--	25 10	240 120	
Quiescent Current	Iq	$T_j=25^{\circ}C$, $I_{out}=0$	--	3	6	mA
Quiescent Current Change	ΔIq	$14.5V \leq V_{in} \leq 30V$	--	--	0.8	
		$5mA \leq I_{out} \leq 200mA$	--	--	0.5	
Output Noise Voltage	Vn	$10Hz \leq f \leq 100KHz$, $T_j=25^{\circ}C$	--	75	--	μV
Ripple Rejection Ratio	RR	$f=120Hz$, $15V \leq V_{in} \leq 25V$	55	80	--	dB
Voltage Drop	Vdrop	$I_{out}=350mA$, $T_j=25^{\circ}C$	--	2	--	V
Output Short Circuit Current	Ios	$T_j=25^{\circ}C$	--	50	--	mA
Peak Output Current	I _{o peak}	$T_j=25^{\circ}C$	--	0.7	--	A
Temperature Coefficient of Output Voltage	$\Delta V_{out} / \Delta T_j$	$I_{out}=5mA$, $0^{\circ}C \leq T_j \leq 125^{\circ}C$	--	-0.3	--	mV/ $^{\circ}C$

- Pulse testing techniques are used to maintain the junction temperature as close to the ambient temperature as possible, and thermal effects must be taken into account separately.
- This specification applies only for DC power dissipation permitted by absolute maximum ratings.



TS78M15 Electrical Characteristics

($V_{in}=23V$, $I_{out}=350mA$, $0^{\circ}C \leq T_j \leq 125^{\circ}C$, $C_{in}=0.33\mu F$, $C_{out}=0.1\mu F$; unless otherwise specified.)

Parameter	Symbol	Test Conditions	Min	Typ	Max	Unit
Output Voltage	V_{out}	$T_j=25^{\circ}C$	14.42	15	15.60	V
		$17.5V \leq V_{in} \leq 30V$, $5mA \leq I_{out} \leq 350mA$, $P_D \leq 5W$	14.28	15	15.75	
Line Regulation	REG _{line}	$T_j=25^{\circ}C$ $17.5V \leq V_{in} \leq 30V$, $I_o=200mA$	--	8	50	mV
Load Regulation	REG _{load}	$T_j=25^{\circ}C$ $5mA \leq I_{out} \leq 500mA$	--	25	300	
		$5mA \leq I_{out} \leq 200mA$	--	10	150	
Quiescent Current	I_q	$T_j=25^{\circ}C$, $I_{out}=0$	--	3	6	mA
Quiescent Current Change	ΔI_q	$17.5V \leq V_{in} \leq 30V$	--	--	0.8	
		$5mA \leq I_{out} \leq 350mA$	--	--	0.5	
Output Noise Voltage	V_n	$10Hz \leq f \leq 100KHz$, $T_j=25^{\circ}C$	--	90	--	μV
Ripple Rejection Ratio	RR	$f=120Hz$, $18V \leq V_{in} \leq 28V$	54	70	--	dB
Voltage Drop	V_{drop}	$I_{out}=350mA$, $T_j=25^{\circ}C$	--	2	--	V
Output Short Circuit Current	I_{os}	$T_j=25^{\circ}C$	--	50	--	mA
Peak Output Current	$I_o \text{ peak}$	$T_j=25^{\circ}C$	--	0.7	--	A
Temperature Coefficient of Output Voltage	$\Delta V_{out} / \Delta T_j$	$I_{out}=5mA$, $0^{\circ}C \leq T_j \leq 125^{\circ}C$	--	-0.3	--	mV/ $^{\circ}C$

TS78M18 Electrical Characteristics

($V_{in}=27V$, $I_{out}=350mA$, $0^{\circ}C \leq T_j \leq 125^{\circ}C$, $C_{in}=0.33\mu F$, $C_{out}=0.1\mu F$; unless otherwise specified.)

Parameter	Symbol	Test Conditions	Min	Typ	Max	Unit
Output Voltage	V_{out}	$T_j=25^{\circ}C$	17.30	18	18.72	V
		$21V \leq V_{in} \leq 33V$, $5mA \leq I_{out} \leq 350mA$, $P_D \leq 5W$	17.14	18	18.90	
Line Regulation	REG _{line}	$T_j=25^{\circ}C$ $21V \leq V_{in} \leq 33V$, $I_o=200mA$	--	8	50	mV
Load Regulation	REG _{load}	$T_j=25^{\circ}C$ $5mA \leq I_{out} \leq 500mA$	--	25	360	
		$5mA \leq I_{out} \leq 200mA$	--	10	180	
Quiescent Current	I_q	$T_j=25^{\circ}C$, $I_{out}=0$	--	3	6	mA
Quiescent Current Change	ΔI_q	$21V \leq V_{in} \leq 33V$	--	--	0.8	
		$5mA \leq I_{out} \leq 350mA$	--	--	0.5	
Output Noise Voltage	V_n	$10Hz \leq f \leq 100KHz$, $T_j=25^{\circ}C$	--	110	--	μV
Ripple Rejection Ratio	RR	$f=120Hz$, $21V \leq V_{in} \leq 31V$	54	70	--	dB
Voltage Drop	V_{drop}	$I_{out}=350mA$, $T_j=25^{\circ}C$	--	2	--	V
Output Short Circuit Current	I_{os}	$T_j=25^{\circ}C$	--	50	--	mA
Peak Output Current	$I_o \text{ peak}$	$T_j=25^{\circ}C$	--	0.7	--	A
Temperature Coefficient of Output Voltage	$\Delta V_{out} / \Delta T_j$	$I_{out}=5mA$, $0^{\circ}C \leq T_j \leq 125^{\circ}C$	--	-0.5	--	mV/ $^{\circ}C$

- Pulse testing techniques are used to maintain the junction temperature as close to the ambient temperature as possible, and thermal effects must be taken into account separately.
- This specification applies only for DC power dissipation permitted by absolute maximum ratings.



TS78M24 Electrical Characteristics

($V_{in}=33V$, $I_{out}=350mA$, $0^{\circ}C \leq T_j \leq 125^{\circ}C$, $C_{in}=0.33\mu F$, $C_{out}=0.1\mu F$; unless otherwise specified.)

Parameter	Symbol	Test Conditions	Min	Typ	Max	Unit
Output Voltage	V_{out}	$T_j=25^{\circ}C$	23.07	24	24.96	V
		$27V \leq V_{in} \leq 38V$, $5mA \leq I_{out} \leq 350mA$, $PD \leq 5W$	22.85	24	25.20	
Line Regulation	REGline	$T_j=25^{\circ}C$ $27V \leq V_{in} \leq 38V$, $I_o=200mA$	--	10	50	mV
Load Regulation	REGload	$T_j=25^{\circ}C$ $5mA \leq I_{out} \leq 500mA$	--	30	480	
		$5mA \leq I_{out} \leq 200mA$	--	10	240	
Quiescent Current	I_q	$I_{out}=0$, $T_j=25^{\circ}C$	--	4	7	mA
Quiescent Current Change	ΔI_q	$27V \leq V_{in} \leq 38V$	--	--	0.8	
		$5mA \leq I_{out} \leq 350mA$	--	--	0.5	
Output Noise Voltage	V_n	$10Hz \leq f \leq 100KHz$, $T_j=25^{\circ}C$	--	170	--	μV
Ripple Rejection Ratio	RR	$f=120Hz$, $27V \leq V_{in} \leq 37V$	50	70	--	dB
Voltage Drop	V_{drop}	$I_{out}=350mA$, $T_j=25^{\circ}C$	--	2	--	V
Output Short Circuit Current	I_{os}	$T_j=25^{\circ}C$	--	50	--	mA
Peak Output Current	$I_o \text{ peak}$	$T_j=25^{\circ}C$	--	0.7	--	A
Temperature Coefficient of Output Voltage	$\Delta V_{out} / \Delta T_j$	$I_{out}=5mA$, $0^{\circ}C \leq T_j \leq 125^{\circ}C$	--	-0.5	--	mV/ $^{\circ}C$

- Pulse testing techniques are used to maintain the junction temperature as close to the ambient temperature as possible, and thermal effects must be taken into account separately.
- This specification applies only for DC power dissipation permitted by absolute maximum ratings.

Electrical Characteristics Curve

FIGURE 1 - Worst Case Power Dissipation v.s. Ambient Temperature

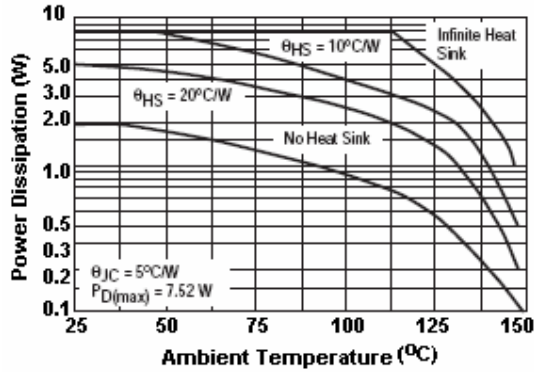


FIGURE 2 - Peak Output Current v.s. Dropout Voltage

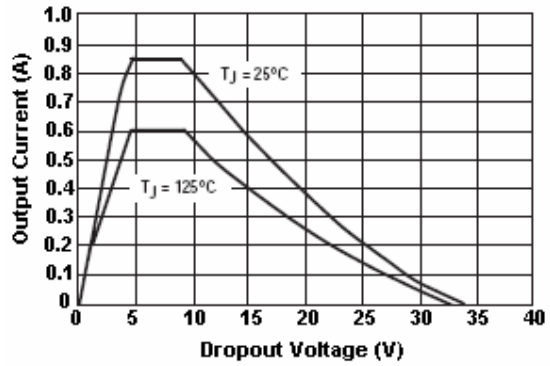


FIGURE 3 - Quiescent Current v.s. Input Voltage

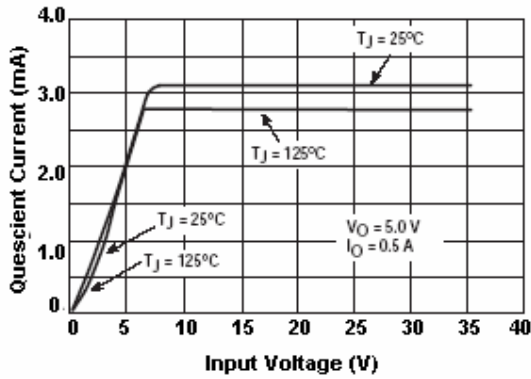


FIGURE 4 - Dropout Voltage v.s. Junction Temperature

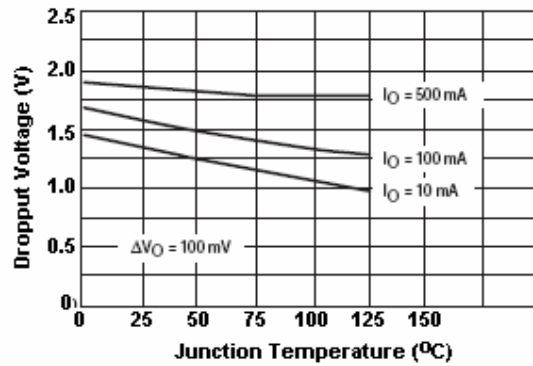


FIGURE 5 - Quiescent Current v.s. Output Current

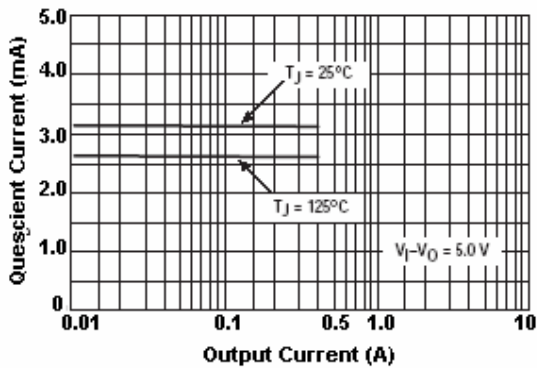
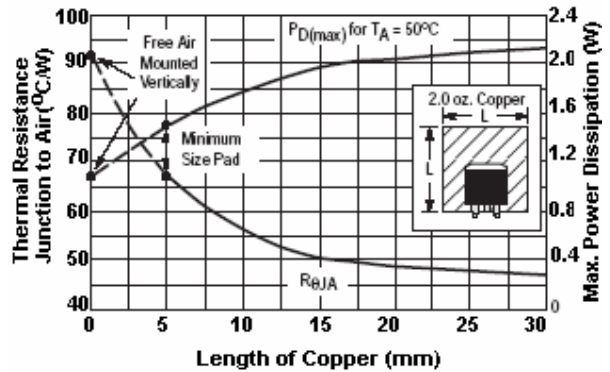


FIGURE 6 - TO-252 Thermal Resistance and $P_{D(max)}$ v.s. P.C.B Copper Length





Electrical Characteristics Curve

FIGURE 7 – Ripple Rejection v.s. Frequency

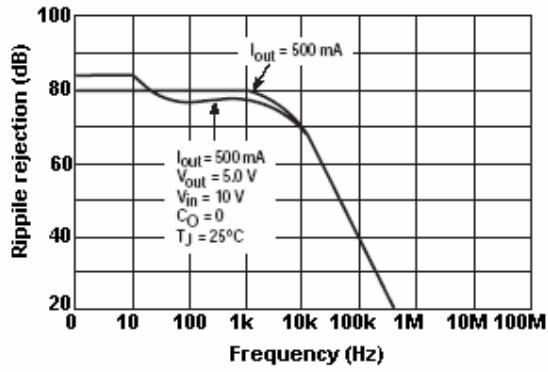
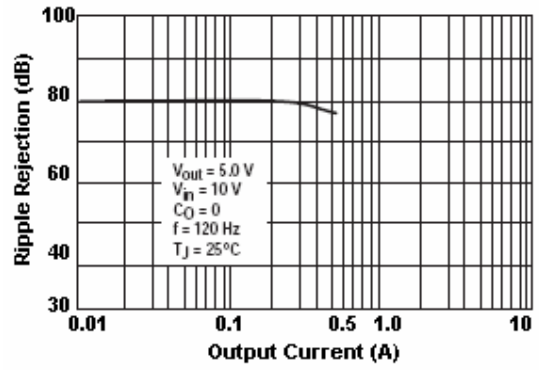
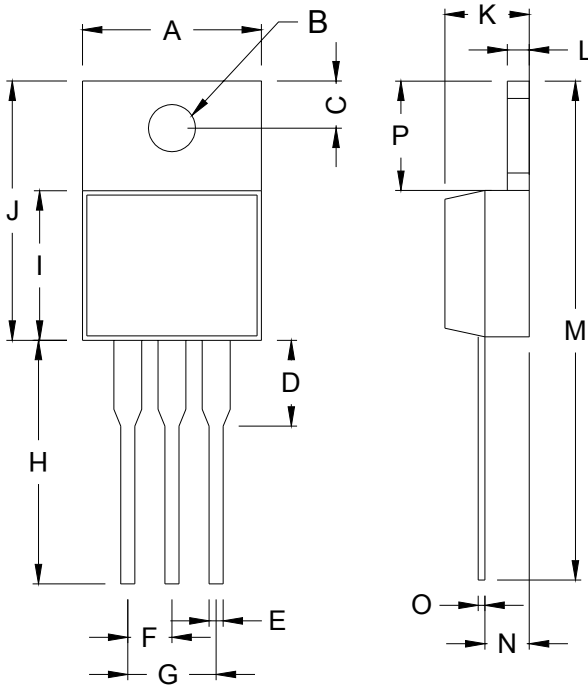


FIGURE 8 – Ripple Rejection v.s. Output Voltage

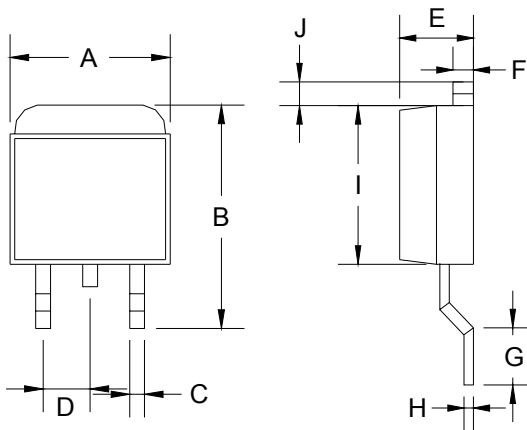


TO-220 Mechanical Drawing



DIM	TO-220 DIMENSION			
	MILLIMETERS		INCHES	
	MIN	MAX	MIN	MAX
A	10.000	10.500	0.394	0.413
B	3.240	4.440	0.128	0.175
C	2.440	2.940	0.096	0.116
D	-	6.350	-	0.250
E	0.381	1.106	0.015	0.040
F	2.345	2.715	0.092	0.058
G	4.690	5.430	0.092	0.107
H	12.700	14.732	0.500	0.581
I	8.382	9.017	0.330	0.355
J	14.224	16.510	0.560	0.650
K	3.556	4.826	0.140	0.190
L	0.508	1.397	0.020	0.055
M	27.700	29.620	1.060	1.230
N	2.032	2.921	0.080	0.115
O	0.255	0.610	0.010	0.024
P	5.842	6.858	0.230	0.270

TO-252 Mechanical Drawing



DIM	TO-252 DIMENSION			
	MILLIMETERS		INCHES	
	MIN	MAX	MIN	MAX
A	6.570	6.840	0.259	0.269
B	9.250	10.400	0.364	0.409
C	0.550	0.700	0.022	0.028
D	2.560	2.670	0.101	0.105
E	2.300	2.390	0.090	0.094
F	0.490	0.570	0.019	0.022
G	1.460	1.580	0.057	0.062
H	0.520	0.570	0.020	0.022
I	5.340	5.550	0.210	0.219
J	1.460	1.640	0.057	0.065

X-ON Electronics

Largest Supplier of Electrical and Electronic Components

Click to view similar products for [Linear Voltage Regulators](#) category:

Click to view products by [Taiwan Semiconductor](#) manufacturer:

Other Similar products are found below :

[LV56831P-E](#) [LV5684PVD-XH](#) [MCDTSA6-2R](#) [L4953G](#) [L7815ACV-DG](#) [PQ3DZ53U](#) [LV56801P-E](#) [TCR3DF13,LM\(CT](#)
[TCR3DF39,LM\(CT](#) [TLE42794G](#) [L78L05CZ/1SX](#) [L78LR05DL-MA-E](#) [L78MR05-E](#) [033150D](#) [033151B](#) [090756R](#) [636416C](#)
[NCV78M15BDTG](#) [702482B](#) [714954EB](#) [TLE42794GM](#) [TLE42994GM](#) [ZMR500QFTA](#) [BA033LBSG2-TR](#) [NCV78M05ABDTRKG](#)
[NCV78M08BDTRKG](#) [NCP7808TG](#) [NCV571SN12T1G](#) [LV5680P-E](#) [CAJ24C256YI-GT3](#) [L78M15CV-DG](#) [L9474N](#)
[TLS202B1MBV33HTSA1](#) [L79M05T-E](#) [NCP571SN09T1G](#) [MAX15006AASA/V+](#) [MIC5283-5.0YML-T5](#) [L4969URTR-E](#) [L78LR05D-MA-E](#)
[NCV7808BDTRKG](#) [L9466N](#) [NCP7805ETG](#) [SC7812CTG](#) [NCV7809BTG](#) [NCV571SN09T1G](#) [NCV317MBTG](#) [MC78M15CDTT5G](#)
[MC78M12CDTT5G](#) [L9468N](#) [LT1054IS8#TRPBF](#)