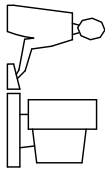

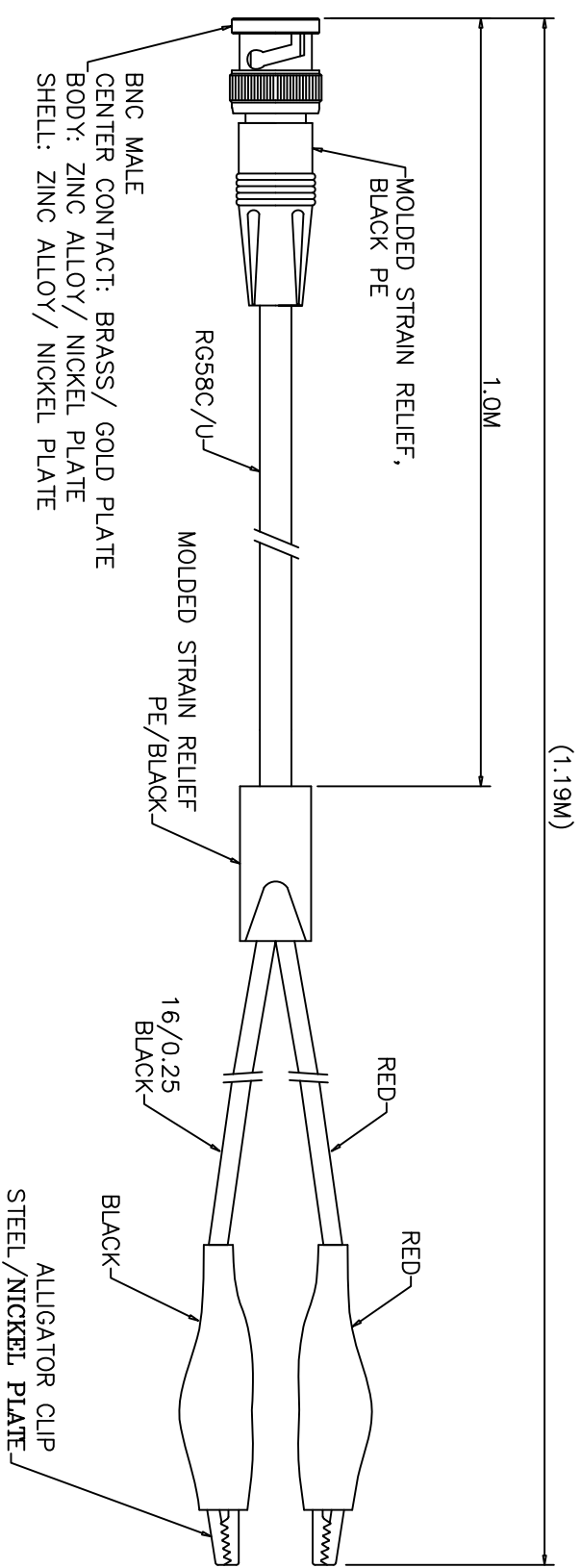


THIS IS A C.A.D. GENERATED DRAWING
DO NOT MAKE MANUAL REVISIONS TO MASTER.



* UNLESS OTHERWISE SPECIFIED TOLERANCES
ON DECIMAL IS: ANGLE = ± 5°
0.5-5 = ±0.2
5-30 = ±0.4
UNIT: MM 30-120 = ±0.6
120-315 = ±1.0



FREQUENCY	400 MHz
ATTENUATION	1 dB/M MIN.
CAPACITANCE	101 pF/M
MAX. VOLTAGE	1.5 KV/RMS MIN.

NOTE:
1. BNC male - punch ø8.3

THESE DRAWINGS AND SPECIFICATIONS ARE THE PROPERTY OF MH CONNECTORS LTD. AND SHALL NOT BE REPRODUCED, COPIED OR USED AS THE BASIS FOR THE MANUFACTURE OR SALE OF APPARATUS WITHOUT WRITTEN PERMISSION.

DRAWN	DATE
JDHNNY	04-24-13
APPROVED	DATE



THIS SERIES FULLY CONFORMS TO THE
EUROPEAN UNION DIRECTIVES 2002/95/EC
AND 2002/96/EC FOR ROHS COMPLIANCY.



MH CONNECTORS LTD.

SCALE	SHEET OF	REV:
	1 OF 1	1.0
DRAWING No		
GEX373-1M		

X-ON Electronics

Largest Supplier of Electrical and Electronic Components

Click to view similar products for [mh connectors](#) manufacturer:

Other Similar products are found below :

[MHDCMR37-ULP](#) [C88E310000](#) [MHD45ZK25-DM25P-K](#) [MHCCOV-25SC-BK](#) [MHDTZK15-RA-K](#) [DSSKP15L-DB15S-K](#) [DSSKM15L-DB15S-K](#) [MHDM25-DM25P-K](#) [MHRJ126P4CR](#) [BNC4MML1MRG58](#) [RJ45SRB-RET-O](#) [MHDPPK25-Y-K](#) [MHCCOV-9ME](#) [BNCL2.0MRG58](#) [MHDD15-F-T-B-M](#) [MHDD9-M-T-B-M](#) [MHDTZK25-K](#) [MHRJ126P6CR](#) [MHDM9-DB9P-K](#) [RJ45SRB-LGREY](#) [MHED-DS25S](#) [BNCL1.0MRG58](#) [MHDM25-K](#) [RG58SRB-G](#) [MHD45PK37-K](#) [MHDTPPK25-DB25SK](#) [MHDU45ZK09-K](#) [DA9-PMJ8-B-K](#) [MHD45ZK50-K](#) [MHDD25-M-T-B-S](#) [MHDB50SP](#) [MH3101S-8821](#) [RG58SRB-R](#) [MHRJ116P4CR](#) [MHTRI-M-9-K](#) [MHDD25-F-T-B-M](#) [MHDM35-9-K](#) [MHDPPK-M-37-K](#) [MHDTPPK37-K](#) [DA9-SMJ8-R-K](#) [RG58SRB-BE](#) [MHDM25-DB25P-K](#) [GA0909FFLGK-RC](#) [MHCCOV-15SN-LG](#) [MHDTZK9-RA-K](#) [DSSKM25L-DB25P-K](#) [MHD45ZK9-DM9P-K](#) [MHDVSL25-K](#) [MHCCOV-25SC-LG](#) [DJF-14](#)