

FMMT591

**SOT23 PNP SILICON PLANAR
MEDIUM POWER TRANSISTOR**

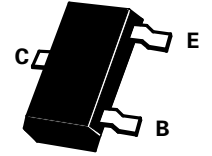
FMMT591

ISSUE 3 - OCTOBER 1995

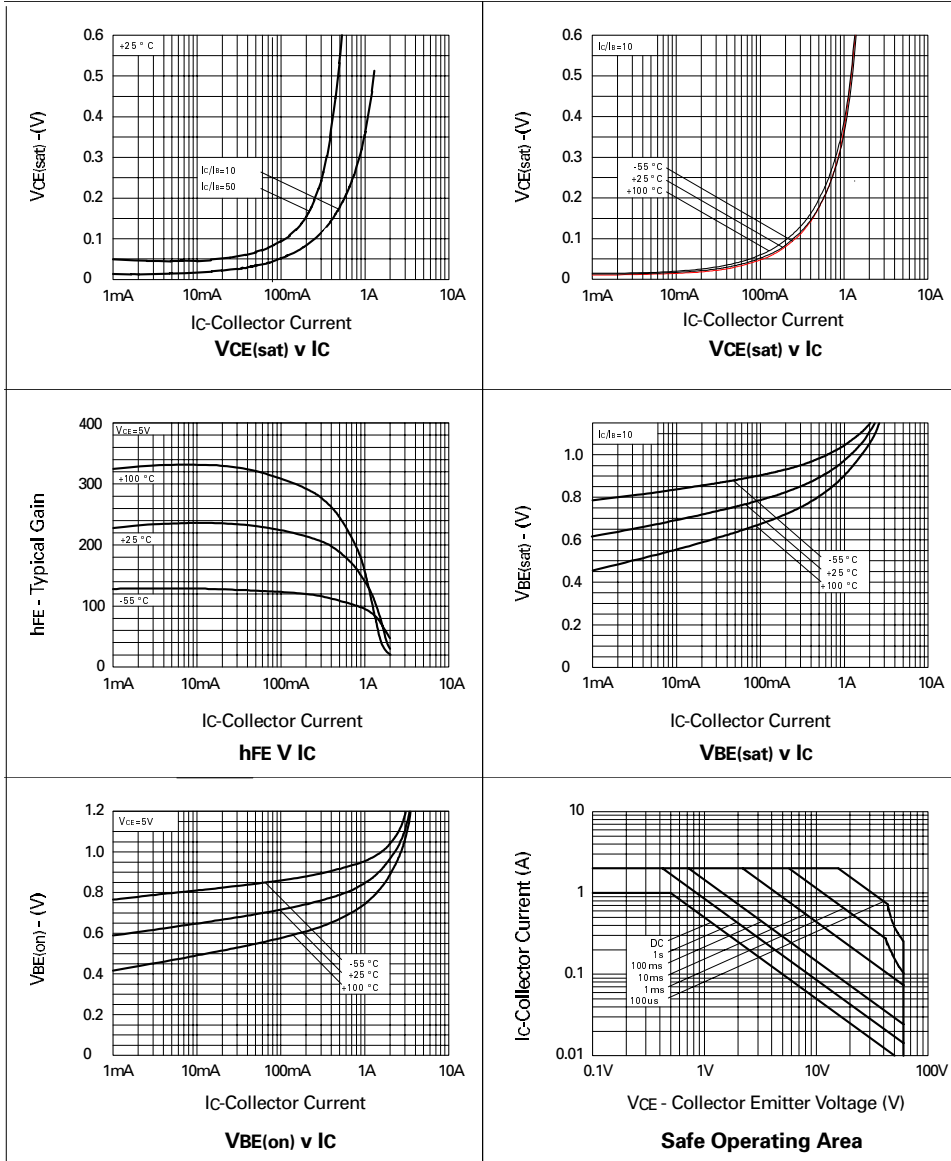


FEATURES

* Low Equivalent on resistance $R_{CE(sat)}=355m\Omega$ at 1A*



TYPICAL CHARACTERISTICS



COMPLEMENTARY TYPE- FMMT491
PARTMARKING DETAIL - 591

ABSOLUTE MAXIMUM RATINGS.

PARAMETER	SYMBOL	VALUE	UNIT
Collector-Base Voltage	V_{CBO}	-80	V
Collector-Emitter Voltage	V_{CEO}	-60	V
Emitter-Base Voltage	V_{EBO}	-5	V
Peak Pulse Current	I_{CM}	-2	A
Continuous Collector Current	I_C	-1	A
Base Current	I_B	-200	mA
Power Dissipation at $T_{amb}=25^\circ C$	P_{tot}	500	mW
Operating and Storage Temperature Range	$T_j; T_{stg}$	-55 to +150	$^\circ C$

ELECTRICAL CHARACTERISTICS (at $T_{amb} = 25^\circ C$).

PARAMETER	SYMBOL	MIN.	MAX.	UNIT	CONDITIONS.
Collector-Base Breakdown Voltage	$V_{(BR)CBO}$	-80		V	$I_C=-100\mu A, I_E=0$
Collector-Emitter Breakdown Voltage	$V_{(BR)CEO}$	-60		V	$I_C=-10mA, I_B=0^*$
Emitter-Base Breakdown Voltage	$V_{(BR)EBO}$	-5		V	$I_E=-100\mu A, I_C=0$
Collector Cut-Off Current	I_{CBO}		-100	nA	$V_{CB}=-60V$
Emitter Cut-Off Current	I_{EBO}		-100	nA	$V_{EB}=-4V, I_C=0$
Collector-Emitter Cut-Off Current	I_{CES}		-100	nA	$V_{CES}=-60V$
Collector-Emitter Saturation Voltage	$V_{CE(sat)}$	-0.3	-0.6	V	$I_C=-500mA, I_B=-50mA^*$ $I_C=-1A, I_B=-100mA^*$
Base-Emitter Saturation Voltage	$V_{BE(sat)}$		-1.2	V	$I_C=-1A, I_B=-100mA^*$
Base-Emitter Turn-on Voltage	$V_{BE(on)}$		-1.0	V	$I_C=-1A, V_{CE}=-5V^*$
Static Forward Current Transfer Ratio	h_{FE}	100 100 80 15	300		$I_C=1mA, V_{CE}=-5V^*$ $I_C=500mA, V_{CE}=-5V^*$ $I_C=1A, V_{CE}=-5V^*$ $I_C=2A, V_{CE}=-5V^*$
Transition Frequency	f_T	150		MHz	$I_C=50mA, V_{CE}=-10V$ $f=100MHz$
Output Capacitance	C_{obo}		10	pF	$V_{CB}=-10V, f=1MHz$

*Measured under pulsed conditions. Pulse width=300 μs . Duty cycle $\leq 2\%$

FMMT591

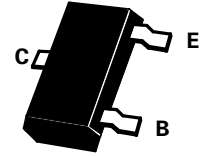
**SOT23 PNP SILICON PLANAR
MEDIUM POWER TRANSISTOR**

FMMT591

ISSUE 3 - OCTOBER 1995

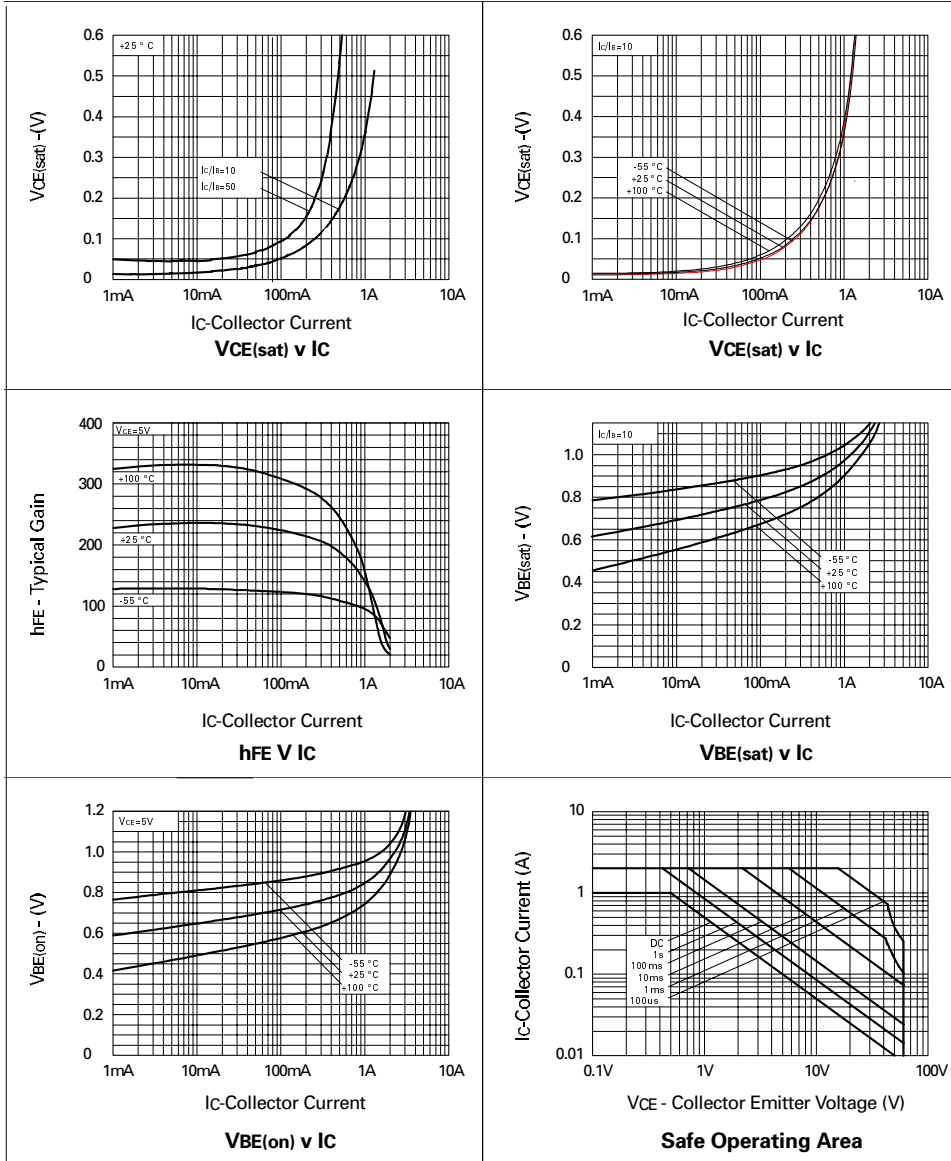
FEATURES

* Low Equivalent on resistance $R_{CE(sat)}=355m\Omega$ at 1A*



COMPLEMENTARY TYPE- FMMT491
PARTMARKING DETAIL - 591

TYPICAL CHARACTERISTICS



ABSOLUTE MAXIMUM RATINGS.

PARAMETER	SYMBOL	VALUE	UNIT
Collector-Base Voltage	V_{CBO}	-80	V
Collector-Emitter Voltage	V_{CEO}	-60	V
Emitter-Base Voltage	V_{EBO}	-5	V
Peak Pulse Current	I_{CM}	-2	A
Continuous Collector Current	I_C	-1	A
Base Current	I_B	-200	mA
Power Dissipation at $T_{amb}=25^\circ C$	P_{tot}	500	mW
Operating and Storage Temperature Range	$T_j; T_{stg}$	-55 to +150	$^\circ C$

ELECTRICAL CHARACTERISTICS (at $T_{amb} = 25^\circ C$).

PARAMETER	SYMBOL	MIN.	MAX.	UNIT	CONDITIONS.
Collector-Base Breakdown Voltage	$V_{(BR)CBO}$	-80		V	$I_C=-100\mu A, I_E=0$
Collector-Emitter Breakdown Voltage	$V_{(BR)CEO}$	-60		V	$I_C=-10mA, I_B=0^*$
Emitter-Base Breakdown Voltage	$V_{(BR)EBO}$	-5		V	$I_E=-100\mu A, I_C=0$
Collector Cut-Off Current	I_{CBO}		-100	nA	$V_{CB}=-60V$
Emitter Cut-Off Current	I_{EBO}		-100	nA	$V_{EB}=-4V, I_C=0$
Collector-Emitter Cut-Off Current	I_{CES}		-100	nA	$V_{CES}=-60V$
Collector-Emitter Saturation Voltage	$V_{CE(sat)}$	-0.3	-0.6	V	$I_C=-500mA, I_B=-50mA^*$ $I_C=-1A, I_B=-100mA^*$
Base-Emitter Saturation Voltage	$V_{BE(sat)}$	-1.2		V	$I_C=-1A, I_B=-100mA^*$
Base-Emitter Turn-on Voltage	$V_{BE(on)}$	-1.0		V	$I_C=-1A, V_{CE}=-5V^*$
Static Forward Current Transfer Ratio	h_{FE}	100 100 80 15	300		$I_C=1mA, V_{CE}=-5V^*$ $I_C=500mA, V_{CE}=-5V^*$ $I_C=1A, V_{CE}=-5V^*$ $I_C=2A, V_{CE}=-5V^*$
Transition Frequency	f_T	150		MHz	$I_C=50mA, V_{CE}=-10V$ $f=100MHz$
Output Capacitance	C_{obo}		10	pF	$V_{CB}=-10V, f=1MHz$

*Measured under pulsed conditions. Pulse width=300 μs . Duty cycle $\leq 2\%$

X-ON Electronics

Largest Supplier of Electrical and Electronic Components

Click to view similar products for [diodes](#) incorporated [manufacturer](#):

Other Similar products are found below :

[1.5KE62A-T](#) [MMSZ5232BQ-13-F](#) [DMN2065UW-7](#) [AH3782-SA-7](#) [AP7365-39WG-7](#) [6A10-T](#) [MBRB10100CT](#) [AZ1117EH-5.0TRG1](#)
[AZV3002S-13](#) [BZT52C10-7-F](#) [PAM2863EV1](#) [SBRT25U60SLP-13](#) [LM2904AQM8-13](#) [GBPC1506](#) [BAS116-7-F](#) [BAT40V-7](#) [BCR401UW6-7](#) [DFLR1600-7](#) [DMG1012TQ-7](#) [DMP4013LFG-7](#) [DMTH6009LK3Q-13](#) [SB560-T](#) [APX809-26SAG-7](#) [AP3125AKTR-G1](#) [AL8807EV3](#)
[B350A-13-F](#) [B560C-13-F](#) [AZV832MMTR-G1](#) [BAS70-05-7-F](#) [BAV23S-7-F](#) [BC847BW-7-F](#) [BC847CT-7-F](#) [BC847CW-7-F](#) [BC848C-7-F](#)
[BC848CW-7-F](#) [BC858B-7-F](#) [BC858C-7-F](#) [BCP52TA](#) [BCX53TA](#) [BCX56TA](#) [B550C-13-F](#) [BAV20W-7-F](#) [BC847A-7-F](#) [BC847PN-7-F](#) [6A6-T](#) [BC857BT-7-F](#) [BS170FTA](#) [BCP5216TA](#) [BCP5310TA](#) [BCP5316TA](#)