

# SM30 Series 30 mm Barrel Sensor



Opposed-Mode Infrared Photoelectric Sensors for Especially Demanding Applications



- Stainless steel or plastic barrel models
- Very high excess gain; 150 m (500 ft) sensing range; 880 nm Infrared LED
- Positive sealing eliminates even capillary leakage; lens is quad-ring sealed; exceeds NEMA 6P (IP67) ratings – ideal for equipment wash-down environments
- EZ-BEAM® technology provides reliable sensing without the need for adjustment
- Modulation frequency “A” is standard; frequencies “B” and “C” also available for preventing crosstalk in multiple-sensor applications (emitter and opposed receiver frequencies must match)
- AC- and DC-operated receiver models available; emitters feature Universal voltage
- Range for all models: 150 m (500 ft). See page 3 for performance curves.

Modulation Frequency*			Housing	Cable**	Supply Power	Output Type
A	B	C				
<b>Emitter Models</b>						
SMA30PEL	SMA30PELB	SMA30PELC	Plastic	2 m (6.5') 2-wire Cable	Universal: 12 to 240V ac, 10 to 30V dc	-
SMA30PELQD	SMA30PELQDB	SMA30PELQDC		3-pin Mini-style QD†		
SMA30SEL	SMA30SELB	SMA30SELC	Stainless Steel	2 m (6.5') 3-wire Cable		
SMA30SELQD	SMA30SELQDB	SMA30SELQDC		3-pin Mini-style QD†		
<b>DC Receivers</b>						
SM30PRL	SM30PRLB	SM30PRLC	Plastic	2 m (6.5') 4-wire Cable	10 to 30V dc	Bi-Modal™ NPN or PNP
SM30PRLQD	SM30PRLQDB	SM30PRLQDC		4-pin Mini-style QD		
SM30SRL	SM30SRLB	SM30SRLC	Stainless Steel	2 m (6.5') 4-wire Cable		
SM30SRLQD	SM30SRLQDB	SM30SRLQDC		4-pin Mini-style QD		
<b>AC Receivers</b>						
SM2A30PRL	SM2A30PRLB	SM2A30PRLC	Plastic	2 m (6.5') 2-wire Cable	24 to 240V ac	SPST Solid-state, L.O.
SM2A30PRLQD	SM2A30PRLQDB	SM2A30PRLQDC		3-pin Mini-style QD†		
SM2A30SRL	SM2A30SRLB	SM2A30SRLC	Stainless Steel	2 m (6.5') 3-wire Cable		
SM2A30SRLQD	SM2A30SRLQDB	SM2A30SRLQDC		3-pin Mini-style QD†		
SM2A30PRLNC	SM2A30PRLNCB	SM2A30PRLNCC	Plastic	2 m (6.5') 2-wire Cable		SPST Solid-state, D.O.
SM2A30PRLNCQD	SM2A30PRLNCQDB	SM2A30PRLNCQDC		3-pin Mini-style QD†		
SM2A30SRLNC	SM2A30SRLNCB	SM2A30SRLNCC	Stainless Steel	2 m (6.5') 3-wire Cable		
SM2A30SRLNCQD	SM2A30SRLNCQDB	SM2A30SRLNCQDC		3-pin Mini-style QD†		

\* Any emitter and receiver shown here can be used together, if they have the same modulation frequency.


\*\* Standard 2 m (6.5 ft) cable and integral QD models are listed. A model with a QD connector requires a mating cable; see page 4. To order the 9 m (30 ft) cable: add suffix “W/30” following the Frequency suffix of any cable model (e.g., SM30PRLBW/30).

† AC models with QD require SM30CC model cables; see page 4.

**⚠ WARNING . . . Not To Be Used for Personnel Protection**

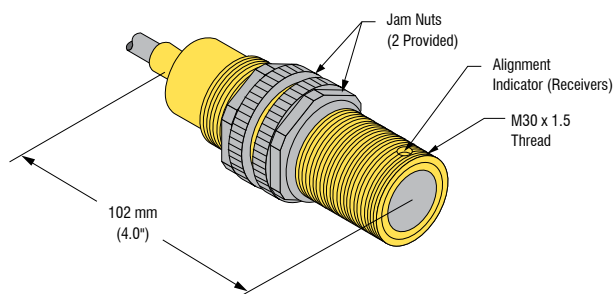
Never use these products for personnel protection. Doing so could lead to serious injury or death. These devices do NOT include the self-checking redundant circuitry necessary to allow their use in personnel safety applications. A device failure or malfunction can cause either an energized or de-energized output condition. Consult your current Banner Safety Products catalog for safety products that meet OSHA, ANSI, and IEC standards for personnel protection.

## Specifications

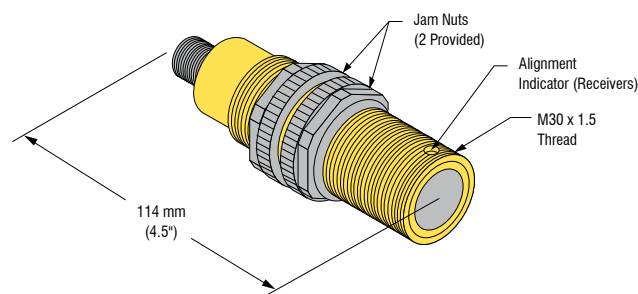
<b>Supply Voltage and Current</b>	Emitters: 12 to 240V ac (50/60 Hz) or 10-30V dc at 20 mA, 10% maximum ripple DC Receivers: 10 to 30V dc at 10 mA maximum (exclusive of load); 10% maximum ripple AC Receivers: 24 to 240V ac (50/60 Hz)
<b>Supply Protection Circuitry</b>	Protected against reverse polarity and transient voltages
<b>Output Configuration</b>	DC Receivers: Bi-Modal™ output (PNP sourcing or NPN sinking). Selection of light/dark operate and sourcing or sinking configuration dependent on hookup. AC Receivers: SPST solid-state switch; light operate (LO) or dark operate (DO) dependent on model.
<b>Output Rating</b>	DC Receivers: 250 mA continuous Output saturation voltage (PNP & NPN configuration) < 1 volt at 10 mA and < 2 volts at 250 mA Off-state leakage current < 10 microamps AC Receivers: Maximum steady-state load capability is 500 mA Inrush capability: 10 amps for 1 second (non-repeating) Off-state leakage: current < 1.7 mA rms On-state voltage drop: < 3.5 volts rms across a 500 mA load; < 5 volts rms across a 15 mA load
<b>Output Protection Circuitry</b>	Outputs of dc receivers are short circuit protected
<b>Output Response Time</b>	10 milliseconds on/off
<b>Repeatability</b>	"A" frequency models: 1 ms "B" frequency models: 1.5 ms "C" frequency models: 2.3 ms
<b>Indicators</b>	Internal red LED, visible through the lens or from side of the sensor. Emitters: Red "Power ON" indicator LED DC Receivers: Lights whenever receiver sees its modulated light source AC Receivers: Lights whenever receiver's output is conducting
<b>Construction</b>	Fully epoxy-encapsulated tubular threaded housing, positive sealed at both ends, quad-ring sealed acrylic lens. Plastic models: 30 mm diameter thermoplastic polyester housing and jam nuts. Stainless Steel models: 30 mm diameter 303 stainless steel housing and jam nuts.
<b>Environmental Rating</b>	Exceeds NEMA 6P and IEC IP67 standards
<b>Connections</b>	PVC-jacketed 2 m or 9 m cables or Mini-style quick-disconnect (QD) fitting are available. QD cables are ordered separately. See page 4.
<b>Operating Conditions</b>	Temperature: -40° to +70° C (-40° to +158° F) Relative humidity: 90% at 50° C (non-condensing)
<b>Certifications</b>	

## Dimensions

### Cabled Models



### QD Models



# Performance Curves

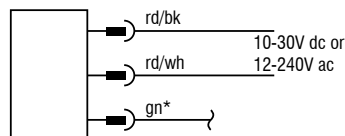


# Hookups

## Emitters – Cabled



## Emitters – QD



## AC Receivers – Cabled



## AC Receivers – QD



NOTE: AC emitters are not polarity-sensitive when powered by dc voltage. For QD emitters, use SM30CC model cables listed on page 4 in order to match cable colors.

\*Connect green wire to earth ground whenever a stainless steel model is powered by ac voltage. (Cabled plastic models have no green wire.)

## DC Receivers – NPN



Light Operate

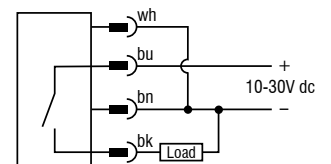


Dark Operate

## DC Receivers – PNP



Light Operate



Dark Operate

NOTE: Where QD hookups only are shown, cabled model hookups are functionally identical.

## Quick-Disconnect (QD) Cables

Style	Model	Length	Connector	Use with	Pinout
3-pin Mini-Style	<b>SM30CC-306</b> <b>SM30CC-312</b>	2 m (6.5') 4 m (12')	Straight	Emitters and AC receivers	
4-pin Mini-Style	<b>MBCC-406</b> <b>MBCC-412</b> <b>MBCC-430</b>	2 m (6.5') 4 m (12') 9 m (30')		DC receivers	

## Apertures

Model	Description		
<b>APG30S</b>	Kit includes: a thread-on stainless steel housing, a flat glass lens, two quad-ring seals, plus 3 round and 3 slotted aperture disks		

## Mounting Brackets

	<b>SMB30A</b>	<ul style="list-style-type: none"> <li>• 30 mm, 12-gauge, stainless steel, right-angle bracket with a curved mounting slot for versatile orientation</li> <li>• Clearance for M6 (1/4") hardware</li> </ul>
	<b>SMB30C</b>	<ul style="list-style-type: none"> <li>• 30 mm split clamp bracket</li> <li>• Black reinforced thermoplastic polyester</li> <li>• Includes stainless steel mounting hardware</li> </ul>
	<b>SMB30MM</b>	<ul style="list-style-type: none"> <li>• 30 mm, 12-gauge, stainless steel, right-angle bracket with curved mounting slots for versatile orientation</li> <li>• Clearance for M6 (1/4") hardware</li> </ul>
	<b>SMB30SC</b>	<ul style="list-style-type: none"> <li>• 30 mm swivel bracket</li> <li>• Black reinforced thermoplastic polyester</li> <li>• Includes stainless steel mounting and swivel locking hardware</li> </ul>



more sensors, more solutions

Banner Engineering Corp. warrants its products to be free from defects in material and workmanship for one year following the date of shipment. Banner Engineering Corp. will repair or replace, free of charge, any product of its manufacture which, at the time it is returned to the factory, is found to have been defective during the warranty period. This warranty does not cover damage or liability for misuse, abuse, or the improper application of the Banner product.

**THIS LIMITED WARRANTY IS EXCLUSIVE AND IN LIEU OF ALL OTHER WARRANTIES WHETHER EXPRESS OR IMPLIED (INCLUDING, WITHOUT LIMITATION, ANY WARRANTY OF MERCHANTABILITY OR FITNESS FOR A PARTICULAR PURPOSE), AND WHETHER ARISING UNDER COURSE OF PERFORMANCE, COURSE OF DEALING OR TRADE USAGE.**

This Warranty is exclusive and limited to repair or, at the discretion of Banner Engineering Corp., replacement. **IN NO EVENT SHALL BANNER ENGINEERING CORP. BE LIABLE TO BUYER OR ANY OTHER PERSON OR ENTITY FOR ANY EXTRA COSTS, EXPENSES, LOSSES, LOSS OF PROFITS, OR ANY INCIDENTAL, CONSEQUENTIAL OR SPECIAL DAMAGES RESULTING FROM ANY PRODUCT DEFECT OR FROM THE USE OR INABILITY TO USE THE PRODUCT, WHETHER ARISING IN CONTRACT OR WARRANTY, STATUTE, TORT, STRICT LIABILITY, NEGLIGENCE, OR OTHERWISE.**

Banner Engineering Corp. reserves the right to change, modify or improve the design of the product without assuming any obligations or liabilities relating to any product previously manufactured by Banner Engineering Corp.

## X-ON Electronics

Largest Supplier of Electrical and Electronic Components

*Click to view similar products for [banner manufacturer](#):*

Other Similar products are found below :

[Q45VR2FPQ](#) [BTA23S](#) [RS-11](#) [L16F](#) [2LM3](#) [2PBA](#) [LM8-1](#) [LMT](#) [SM312CV](#) [SM31RQD](#) [LS4ELQ](#) [FX1](#) [Q45BB6LLQ](#) [QM42VP6AFV150Q](#)  
[D12SP6FP](#) [MBCC-412](#) [BA23S](#) [BT21S](#) [BTA13S](#) [LM4-2](#) [QS18VN6LP](#) [ES-FA-6G](#) [T183E](#) [SLSP30-600Q88](#) [SLSP30-1200Q88](#)  
[OTBVN6QD](#) [OPBA5](#) [PBAT](#) [SBLV1](#) [SMA91EQD](#) [SMA91E](#) [SMA912LVQD](#) [SMA912DQD](#) [SM2A312CVQD](#) [SM2A912LVQD](#)  
[SM312FP1H](#) [SM31RL](#) [TL70RAQ](#) [TL70RQ](#) [K50LGRYPQ](#) [BRT-THG-4X4-5](#) [T18-2VNDL-Q8](#) [SLLP14-1190P88](#) [SME312DQD](#)  
[SM312CUQD](#) [BR-2](#) [BR23P](#) [SM2A312FPQD](#) [SM2A312LVQD](#) [SM31EQD](#)