



TSW-116-11-G-S

TSW-108-05-S-Q



TSW-209-09-S-S-RA



.025"sq TERMINAL STRIPS TSW SERIES

Mates with:
SSW, SSQ, ESW, ESQ,
BCS, BSW, IDSD, IDSS,
CES, SLW

SPECIFICATIONS

For complete specifications see www.samtec.com?TSW

TSW

Insulator Material: Black Glass Filled Polyester

Terminal Material: Phosphor Bronze

Plating: Au or Sn over 50µ" (1,27µm) Ni

Operating Temp Range: -55°C to +125°C with Gold
-55°C to +105°C with Tin

Voltage Rating: 550 VAC mated with SSW;
500 VAC mated with BCS or ESQ;

450 VAC -RA/-RE mated with BCS or SSM

RoHS Compliant: Yes

RoHS Compliant: Yes

RoHS Compliant: Yes

CURRENT RATING	
AMBIENT TEMPERATURE	TSW mated with SSW
20°C	7A
40°C	6A
60°C	4A
80°C	3A

Processing:

Lead-Free Solderable: Wave Only

SPECIFICATIONS

For complete specifications see www.samtec.com?HTSW

HTSW

Same as TSW except:

Insulator Material: Natural Liquid Crystal Polymer


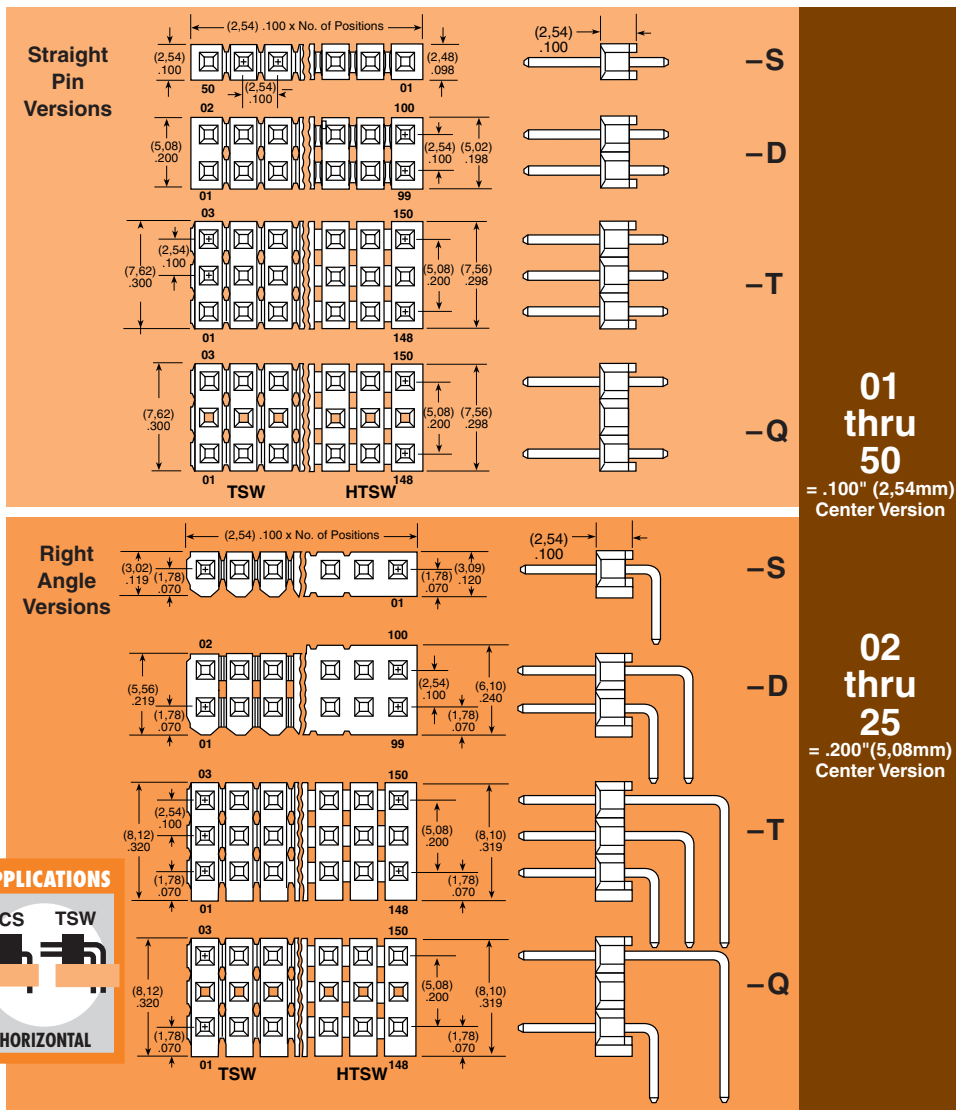
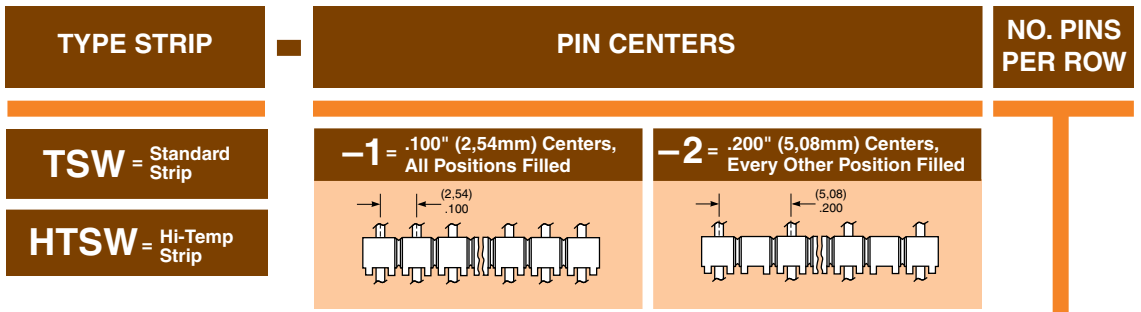
Processing:

Max Processing Temp: 230°C for 30 to 60 seconds,
or 260°C for 20 seconds 3x

Lead-Free Solderable: Yes

Lead-Free Solderable: Yes


Note: Some lengths, styles and options are non-standard, non-returnable.




Due to technical progress, all designs, specifications and components are subject to change without notice.

WWW.SAMTEC.COM


TSW-109-09-S-D-RA




TSW-112-07-G-T



TSW-120-13-L-D



TSW-112-16-T-S-RE



LEAD STYLE

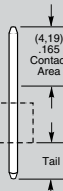
PLATING OPTION

ROW OPTION

OTHER OPTIONS

ALSO AVAILABLE

- F**
= Gold flash on contact area, Matte Tin on tail
- L**
= 10µ" (0,25µm) Gold on contact area, Matte Tin on tail
- G**
= 10µ" (0,25µm) Gold on contact area, Gold flash on balance
- T**
= Matte Tin
- S**
= 30µ" (0,76µm) Gold on contact area, Matte Tin on tail



- S**
= Single Row
- D**
= Double Row
- T**
= Triple Row
- Q**
= Double Row (5,08mm) .200" row space

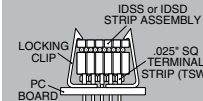
-RA or -RE
= Right Angle

-LL = Locking Lead

Two leads per strip crimped in opposite directions on or near centerline. See charts for available styles, N/A with single row 1 or 2 positions. Recommended hole size (1,02mm ± 0,03mm) .040" ± .001"

-LA
= -RA Option with -LL Option

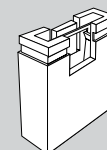
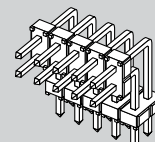
-LC
= Locking Clip (Styles -08 thru -13 & -22 only)



Requires 4 pin minimum (NA with -T, -Q, -RA or -RE)

-“XXX”
= Polarized Position

Elevated Right Angle option. Call Samtec.



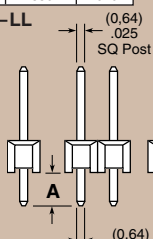
Shunts. See SNT Series

Straight Pin Versions
(Specify "LEAD STYLE" from chart)

STYLE	A	B	C
* -05	(3,30) .130	(8,51) .335	(2,67) .105
* -06	(2,41) .095	(7,62) .300	(2,67) .105
* -07	(2,54) .100	(10,92) .430	
* -08	(5,08) .200	(13,46) .530	
* -09	(10,16) .400	(18,54) .730	(5,84) .230
* -10	(12,70) .500	(21,08) .830	
* -11	(15,24) .600	(23,62) .930	
* -12	(17,78) .700	(26,16) 1,030	
* -13	(22,86) .900	(31,24) 1,230	
* -14	(2,79) .110	(13,46) .530	(8,13) .320
* -15		(18,54) .730	(13,21) .520
* -16	(7,87) .310		(8,13) .320
* -17	(2,79) .110	(21,08) .830	(15,74) .620

STYLE	A	B	C
* -18		(23,62) .930	(18,29) .720
* -19	(2,79) .110	(26,16) 1,030	(20,83) .820
* -20		(31,24) 1,230	(25,91) 1,020
* -21		(36,32) 1,430	(30,99) 1,220
* -22	(7,62) .300	(16,00) .630	(5,84) .230
* -23	(2,92) .115	(11,30) .445	
* -24	(5,33) .210	(12,15) .480	(6,73) .265
* -25	(5,33) .210	(16,00) .630	(8,13) .320
* -26	(3,20) .126	(11,58) .456	
* -27	(25,40) 1,000	(33,78) 1,330	(5,84) .230
* -28	(20,32) .800	(28,70) 1,130	
* -29	(23,11) .910	(33,78) 1,330	(8,13) .320
* -30	(18,03) .710	(28,70) 1,130	
* -41+	(0,89) .035	(9,27) .365	(5,84) .230
* -42+	(1,27) .050	(11,94) .470	(8,13) .320

*Available with -LL (Locking Lead) Option



+ Style -41 & -42 available with HTSW only.

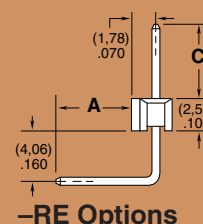
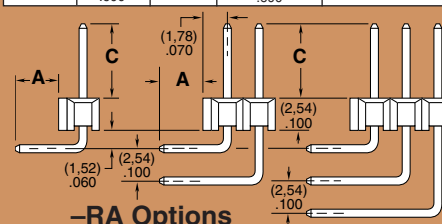
**Except: Style -26 (0,46) .018 DIA Tail

Right Angle Versions
(Specify "LEAD STYLE" from chart)

-RA LEAD STYLE	SINGLE (-S)		DOUBLE (-D)	TRIPLE (-T & -Q)
	A	C		
* -08	(2,29) .090		(2,29) .090	(2,29) .090
* -09	(7,37) .290		(7,37) .290	(7,37) .290
* -10	(9,91) .390	(5,84) .230	(9,91) .390	(9,91) .390
* -11	(12,45) .490		(12,45) .490	(12,45) .490
* -12	(14,99) .590		(14,99) .590	(14,99) .590
* -13	(20,07) .790		(20,07) .790	N/A
* -16	(5,08) .200	(8,13) .320	(5,08) .200	(5,08) .200
* -21	(25,15) .990	(5,84) .230	N/A	N/A
* -22	(4,83) .190		(4,83) .190	(4,83) .190
* -25	(2,54) .100	(8,13) .320	(2,54) .100	(2,54) .100
* -27	(22,61) .890	(5,84) .230	N/A	N/A
* -28	(17,53) .690		(17,53) .690	N/A
* -29	(20,32) .800	(8,13) .320	N/A	N/A
* -30	(15,24) .600		(15,24) .600	

-RE LEAD STYLE	SINGLE A	C
* -09	(4,83) .190	
* -10	(7,37) .290	
* -11	(9,91) .390	(5,84) .230
* -12	(12,45) .490	
* -13	(17,53) .690	
* -16	(2,54) .100	(8,13) .320
* -21	(22,61) .890	
* -22	(2,29) .090	(5,84) .230
* -27	(20,07) .790	
* -28	(14,99) .590	

*Available with -LA (Locking Lead) Option



Due to technical progress, all designs, specifications and components are subject to change without notice.

WWW.SAMTEC.COM

X-ON Electronics

Largest Supplier of Electrical and Electronic Components

Click to view similar products for [FFC & FPC Connectors](#) category:

Click to view products by [Samtec](#) manufacturer:

Other Similar products are found below :

[HFW11R-1STE1H1LF](#) [FH29B-100S-0.2SHW\(99\)](#) [FA5S008HP1](#) [FH29B-120S-0.2SHW\(99\)](#) [FH29B-80S-0.2SHW\(99\)](#) [FHS-16](#) [FPH-2022G](#)
[52610-1075](#) [52610-1275](#) [52610-1934](#) [XF3M\(1\)-1415-1B-R100](#) [501864-3091-TR225](#) [0525594033](#) [086210010340800](#) [086222026001800](#)
[52271-2869-CUT-TAPE](#) [62674-201121DLF](#) [62684-36210E9ALF](#) [52610-1675](#) [52746-1671-TR250](#) [10051922-2810EHLF](#) [6-520415-9](#)
[BD021-09A-A1-0350-0200-0550-LD](#) [SFV6R-1STE9HLF](#) [XF3M-2915-1B-R100](#) [1658549-1](#) [62674-221121ALF](#) [46214008010800](#)
[046298003000883](#) [151660622](#) [842-816-2630-035](#) [AYF530665TA](#) [AYF351525](#) [046296011930846+](#) [AYF352325A](#) [046254020000800+](#)
[FH19C-13S-0.5SH\(99\)](#) [FH39J-51S-0.3SHW\(99\)](#) [AYF355125A](#) [AYF530365TA](#) [FH29B-44S-0.2SHW\(99\)](#) [SFW5R-2STAE9LF](#) [AYF351125A](#)
[AYF350725A](#) [62684-502100AHLF](#) [FH39-61S-0.3SHW\(99\)](#) [AYF414035A](#) [10064555-172520HLF](#) [AYF212335A](#) [504754-2500](#)