

DATA SHEET

E55/28/21

E cores and accessories

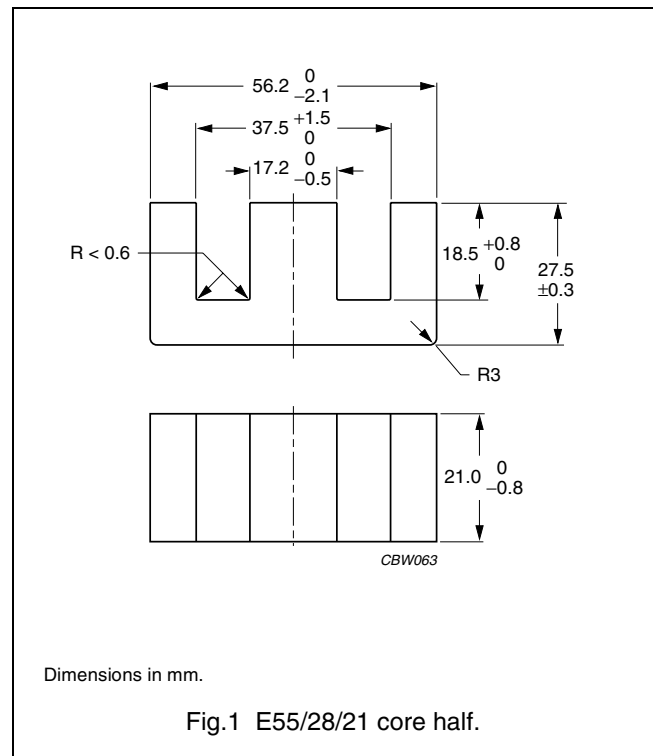
Supersedes data of September 2004

2008 Sep 01

CORE SETS

Effective core parameters

SYMBOL	PARAMETER	VALUE	UNIT
$\Sigma(l/A)$	core factor (C1)	0.350	mm ⁻¹
V_e	effective volume	44000	mm ³
l_e	effective length	124	mm
A_e	effective area	353	mm ²
A_{min}	minimum area	345	mm ²
m	mass of core half	≈ 108	g



Core halves

A_L measured in combination with a non-gapped core half, clamping force for A_L measurements 40 ± 20 N, unless stated otherwise.

GRADE	A_L (nH)	μ_e	TOTAL AIR GAP (μm)	TYPE NUMBER
3C81	$100 \pm 5\%^{(1)}$	≈ 28	≈ 8740	E55/28/21-3C81-E100
	$160 \pm 5\%^{(1)}$	≈ 45	≈ 4560	E55/28/21-3C81-E160
	$250 \pm 5\%^{(1)}$	≈ 70	≈ 2500	E55/28/21-3C81-E250
	$315 \pm 5\%^{(1)}$	≈ 88	≈ 1840	E55/28/21-3C81-E315
	$400 \pm 8\%^{(1)}$	≈ 112	≈ 1360	E55/28/21-3C81-E400
	$630 \pm 10\%^{(1)}$	≈ 176	≈ 780	E55/28/21-3C81-E630
	$8625 \pm 25\%$	≈ 2410	≈ 0	E55/28/21-3C81
3C90	$100 \pm 5\%^{(1)}$	≈ 28	≈ 8740	E55/28/21-3C90-E100
	$160 \pm 5\%^{(1)}$	≈ 45	≈ 4560	E55/28/21-3C90-E160
	$250 \pm 5\%^{(1)}$	≈ 70	≈ 2500	E55/28/21-3C90-E250
	$315 \pm 5\%^{(1)}$	≈ 88	≈ 1840	E55/28/21-3C90-E315
	$400 \pm 8\%^{(1)}$	≈ 112	≈ 1360	E55/28/21-3C90-E400
	$630 \pm 10\%^{(1)}$	≈ 176	≈ 780	E55/28/21-3C90-E630
	$6300 \pm 25\%$	≈ 1760	≈ 0	E55/28/21-3C90
3C91 des	$8625 \pm 25\%$	≈ 2410	≈ 0	E55/28/21-3C91
3C92 des	$4700 \pm 25\%$	≈ 1310	≈ 0	E55/28/21-3C92
3C94	$6400 \pm 25\%$	≈ 1790	≈ 0	E55/28/21-3C94

E cores and accessories

E55/28/21

GRADE	A_L (nH)	μ_e	TOTAL AIR GAP (μm)	TYPE NUMBER
3C95 <small>des</small>	8625 \pm 25%	\approx 2410	\approx 0	E55/28/21-3C95
3F3	100 \pm 5% ⁽¹⁾	\approx 28	\approx 8740	E55/28/21-3F3-E100
	160 \pm 5% ⁽¹⁾	\approx 45	\approx 4560	E55/28/21-3F3-E160
	250 \pm 5% ⁽¹⁾	\approx 70	\approx 2500	E55/28/21-3F3-E250
	315 \pm 5% ⁽¹⁾	\approx 88	\approx 1840	E55/28/21-3F3-E315
	400 \pm 8% ⁽¹⁾	\approx 112	\approx 1360	E55/28/21-3F3-E400
	630 \pm 10% ⁽¹⁾	\approx 176	\approx 780	E55/28/21-3F3-E630
	5700 \pm 25%	\approx 1590	\approx 0	E55/28/21-3F3

Note

1. Measured in combination with an equal gapped core half.

Properties of core sets under power conditions

GRADE	B (mT) at	CORE LOSS (W) at				
	H = 250 A/m; f = 25 kHz; T = 100 °C	f = 25 kHz; \hat{B} = 200 mT; T = 100 °C	f = 100 kHz; \hat{B} = 100 mT; T = 100 °C	f = 100 kHz; \hat{B} = 200 mT; T = 25 °C	f = 100 kHz; \hat{B} = 200 mT; T = 100 °C	f = 400 kHz; \hat{B} = 50 mT; T = 100 °C
3C81	\geq 320	\leq 9.0	–	–	–	–
3C90	\geq 320	\leq 4.8	\leq 5.9	–	–	–
3C91	\geq 320	–	\leq 3.5 ⁽¹⁾	–	\leq 20 ⁽¹⁾	–
3C92	\geq 370	–	\leq 3.8	–	\leq 27	–
3C94	\geq 320	–	\leq 3.8	–	\leq 27	–
3C95	\geq 320	–	–	\leq 27.7	\leq 26.4	–
3F3	\geq 320	–	\leq 5.6	–	–	\leq 10

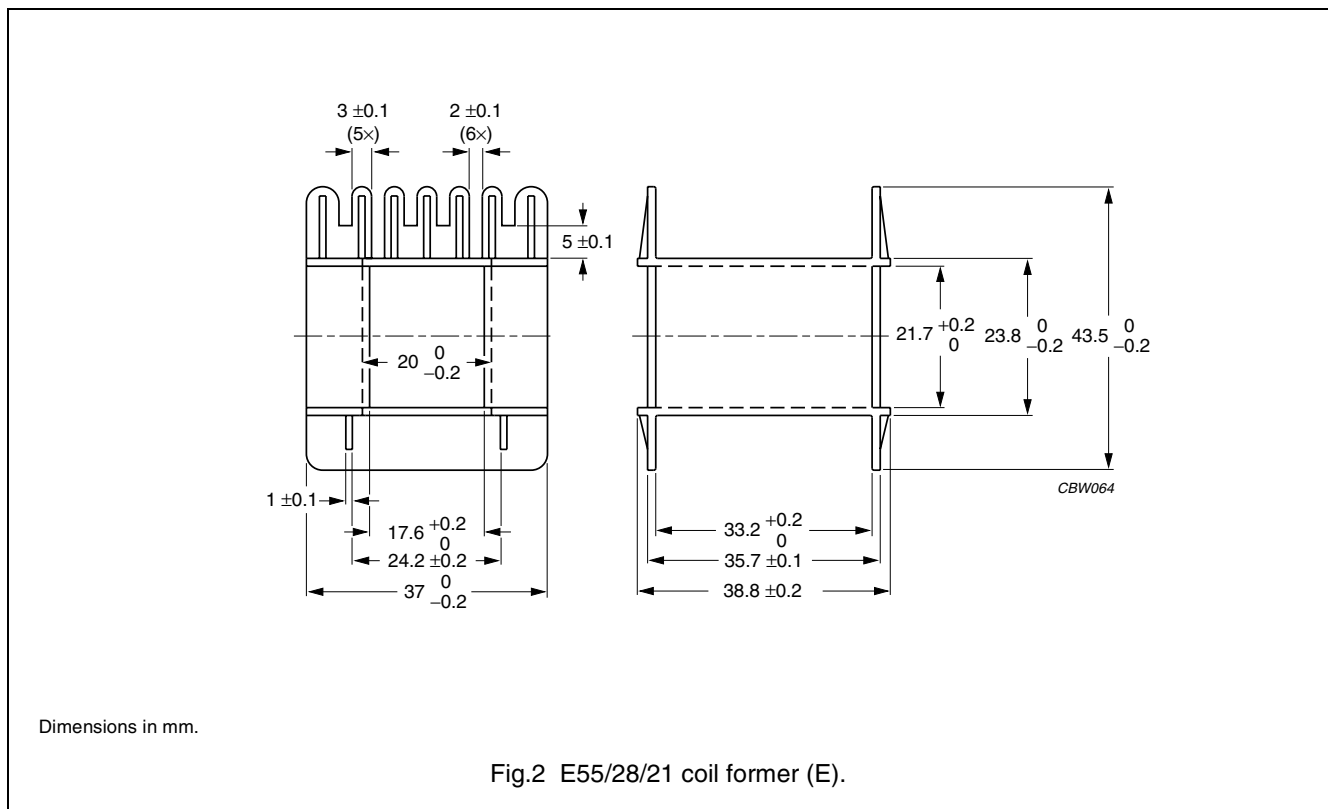
Note

1. Measured at 60 °C.

COIL FORMERS

General data for E55/28/21 coil former without pins

PARAMETER	SPECIFICATION
Coil former material	polyamide (PA6.6), glass reinforced, flame retardant in accordance with "UL 94-HB"; UL file number E41613(M)
Maximum operating temperature	130 °C, "IEC 60085", class B

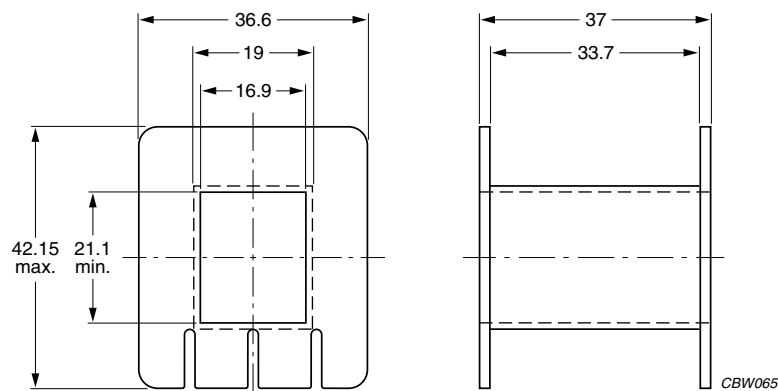


Winding data and area product for E55/28/21 coil former without pins (E)

NUMBER OF SECTIONS	MINIMUM WINDING AREA (mm ²)	MINIMUM WINDING WIDTH (mm)	AVERAGE LENGTH OF TURN (mm)	AREA PRODUCT Ae x Aw (mm ⁴)	TYPE NUMBER
1	250	33.2	116	88250	CP-E55/28/21-1S

General data for E55/28/21 coil former without pins (A)

PARAMETER	SPECIFICATION
Coil former material	polyamide (PA6.6), glass reinforced, flame retardant in accordance with "UL 94-HB"; UL file number E41938(M)
Maximum operating temperature	130 °C, "IEC 60085", class B



Dimensions in mm.

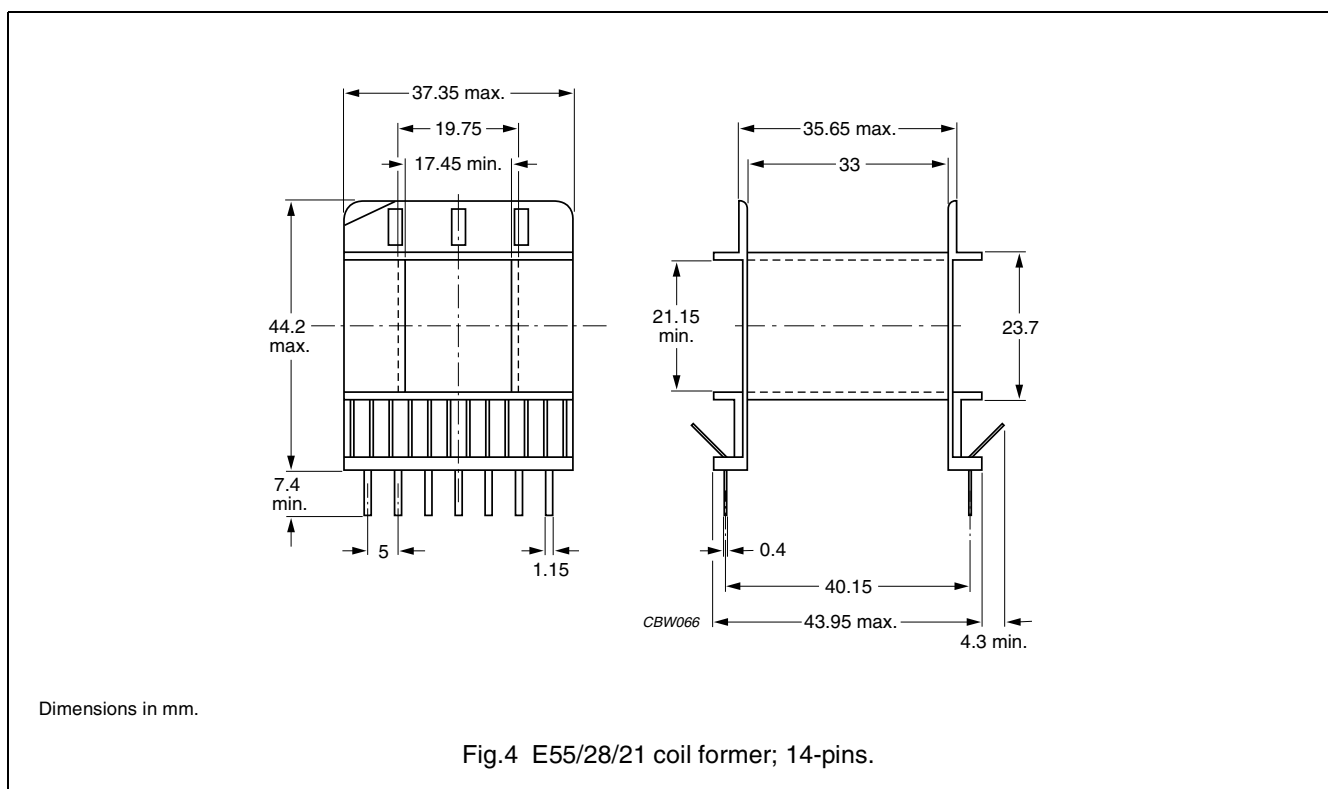
Fig.3 E55/28/21 coil former (A).

Winding data and area product for E55/28/21 coil former without pins (A)

NUMBER OF SECTIONS	MINIMUM WINDING AREA (mm ²)	NOMINAL WINDING WIDTH (mm)	AVERAGE LENGTH OF TURN (mm)	AREA PRODUCT Ae x Aw (mm ⁴)	TYPE NUMBER
1	277	33.7	113	97800	CP-E55/28/21-1S-A

General data for 14-pins E55/28/21 coil former

PARAMETER	SPECIFICATION
Coil former material	polyamide (PA6.6), glass reinforced, flame retardant in accordance with "UL 94-HB"; UL file number E41938(M)
Pin material	copper-zinc alloy (CuZn), tin (Sn) plated
Maximum operating temperature	105 °C, "IEC 60085", class A
Resistance to soldering heat	"IEC 60068-2-20", Part 2, Test Tb, method 1B: 350 °C, 3.5 s
Solderability	"IEC 60068-2-20", Part 2, Test Ta, method 1: 235 °C, 2 s



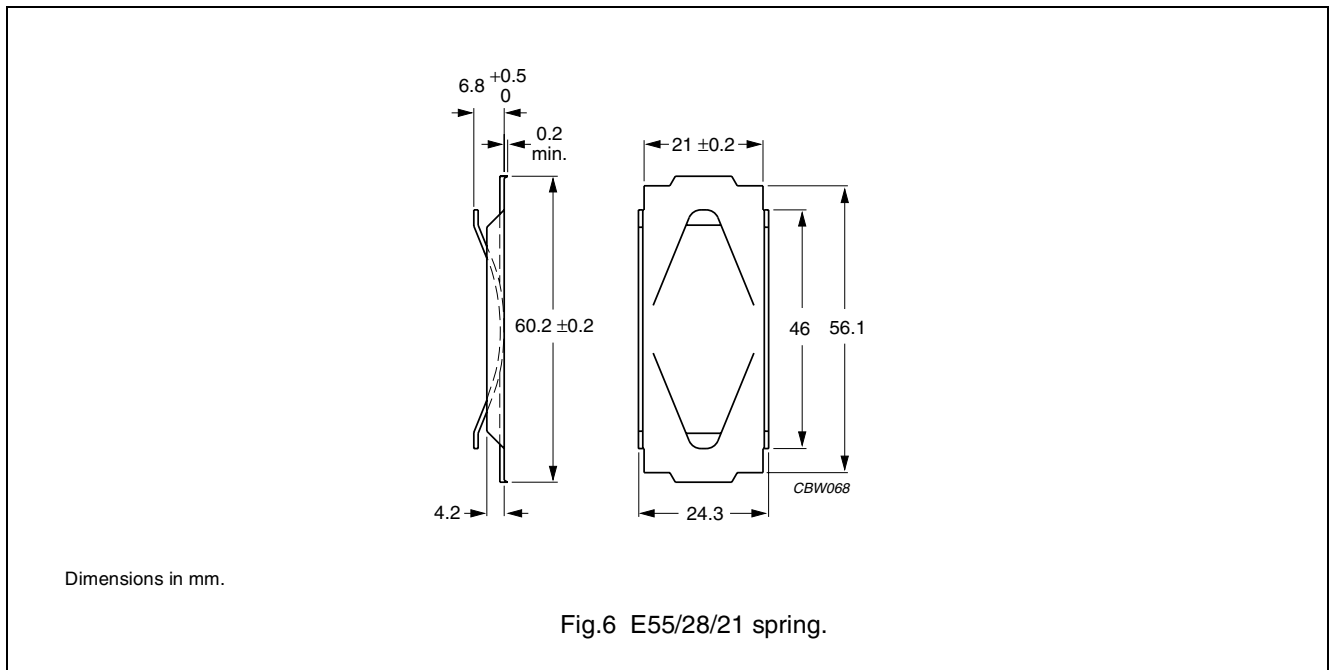
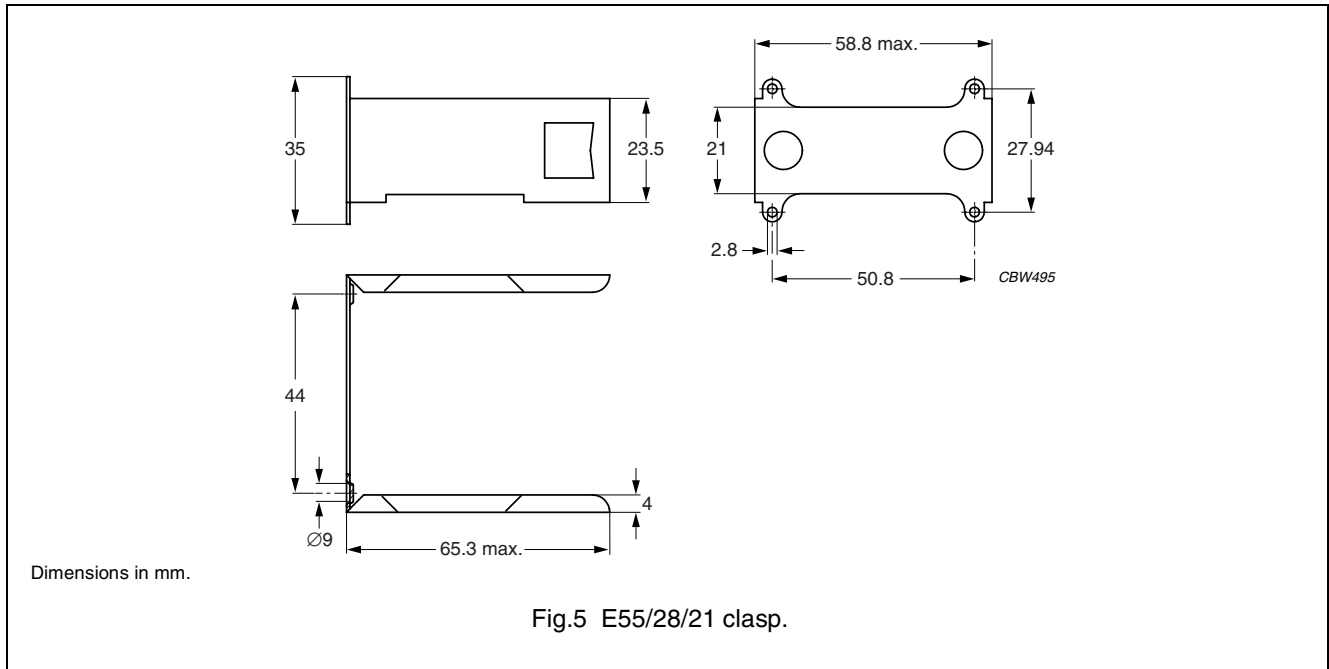
Winding data and area product for 14-pins E55/28/21 coil former

NUMBER OF SECTIONS	MINIMUM WINDING AREA (mm ²)	NOMINAL WINDING WIDTH (mm)	AVERAGE LENGTH OF TURN (mm)	AREA PRODUCT Ae x Aw (mm ⁴)	TYPE NUMBER
1	278	33	119	98100	CPH-E55/28/21-1S-14P-Z

MOUNTING PARTS

GENERAL DATA FOR MOUNTING PARTS

ITEM	REMARKS	FIGURE	TYPE NUMBER
Clasp	steel, zinc (Zn) plated	5	CLA-E55/28/21
Spring	steel, zinc (Zn) plated	6	SPR-E55/28/21






DATA SHEET STATUS DEFINITIONS

DATA SHEET STATUS	PRODUCT STATUS	DEFINITIONS
Preliminary specification	Development	This data sheet contains preliminary data. Ferroxcube reserves the right to make changes at any time without notice in order to improve design and supply the best possible product.
Product specification	Production	This data sheet contains final specifications. Ferroxcube reserves the right to make changes at any time without notice in order to improve design and supply the best possible product.

DISCLAIMER

Life support applications — These products are not designed for use in life support appliances, devices, or systems where malfunction of these products can reasonably be expected to result in personal injury. Ferroxcube customers using or selling these products for use in such applications do so at their own risk and agree to fully indemnify Ferroxcube for any damages resulting from such application.

PRODUCT STATUS DEFINITIONS

STATUS	INDICATION	DEFINITION
Prototype		These are products that have been made as development samples for the purposes of technical evaluation only. The data for these types is provisional and is subject to change.
Design-in		These products are recommended for new designs.
Preferred		These products are recommended for use in current designs and are available via our sales channels.
Support		These products are not recommended for new designs and may not be available through all of our sales channels. Customers are advised to check for availability.

X-ON Electronics

Largest Supplier of Electrical and Electronic Components

Click to view similar products for [ferroxcube](#) manufacturer:

Other Similar products are found below :

[014660H](#) [P66/56-3F3](#) [EFD30/15/9-3C94](#) [CPV-RM12/I-1S-12PD-TZ](#) [RM10/I-3C90](#) [TX102/66/25-3C11](#) [CPHS-EFD20/7-1S-10P](#)
[EFD30/15/9-3C90](#) [TX63/38/25-3E25](#) [EFD15/8/5-3F3-A63-S](#) [T102/66/25-3C90](#) [CPH-ETD59-1S-24P](#) [ETD49-3C94](#) [ETD59/31/22-3C90](#)
[ER11-3F3-S](#) [4312-020-37500](#) [RM10/I-3C90-A250](#) [E25/13/7-3F3](#) [CPH-U15/11/6-1S-4P](#) [4322-021-35150](#) [RM6S-3H3](#) [E55/28/21-3F3](#) [CON-](#)
[P30/19](#) [U15/11/6-3C94](#) [CLI-EFD15](#) [U93/76/30-3C94](#) [EFD30/15/9-3F3](#) [058374D](#) [EFD15/8/5-3F3-S](#) [058351G](#) [TN32/19/13-3F3](#) [U93/76/16-](#)
[3C90](#) [RM10/I3C90-A400](#) [CSHS-EFD15-1S-8P-Z](#) [RM14/I-3F3](#) [EFD20/10/7-3F3](#) [CSH-EFDD20-1S-8P](#) [E42/21/15-3C94](#) [E65/32/27-3F3](#)
[TX10/6/4-3E5](#) [EFD20-3C90/K](#) [ETD54-3C94](#) [CLI-EFD30](#) [TX102/66/15-3C11](#) [TX58/41/18-3C11](#) [CLI-EP13](#) [009968H](#) [4322-020-97010](#)
[TX58/41/18-3E25](#) [TN13/7.5/5-3F3](#)