

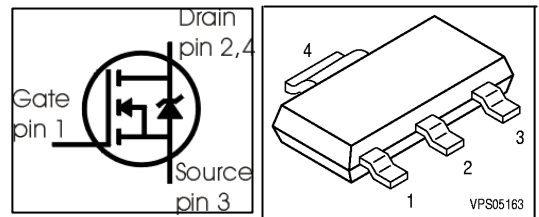
## SIPMOS<sup>®</sup> Power-Transistor Feature

- N-Channel
- Enhancement mode
- Logic Level
- dv/dt rated
- Pb-free lead plating; RoHS compliant

### Product Summary

$V_{DS}$	400	V
$R_{DS(on)}$	25	$\Omega$
$I_D$	0.17	A

SOT-223



Type	Package	Tape and Reel Information	Marking
BSP324	SOT-223	E6327: 1000 pcs/reel	BSP324
BSP324	PG-SOT-223	L6327: 1000 pcs/reel	BSP324

### Maximum Ratings, at $T_j = 25\text{ }^\circ\text{C}$ , unless otherwise specified

Parameter	Symbol	Value	Unit
Continuous drain current $T_A=25\text{ }^\circ\text{C}$ $T_A=70\text{ }^\circ\text{C}$	$I_D$	0.17 0.14	A
Pulsed drain current $T_A=25\text{ }^\circ\text{C}$	$I_{D\text{ puls}}$	0.68	
Reverse diode dv/dt $I_S=0.17\text{ A}$ , $V_{DS}=320\text{ V}$ , $di/dt=200\text{ A}/\mu\text{s}$ , $T_{j\text{max}}=175\text{ }^\circ\text{C}$	dv/dt	6	kV/ $\mu\text{s}$
Gate source voltage	$V_{GS}$	$\pm 20$	V
ESD Sensitivity (HBM) as per MIL-STD 883		Class 1	
Power dissipation $T_A=25\text{ }^\circ\text{C}$	$P_{\text{tot}}$	1.8	W
Operating and storage temperature	$T_j, T_{\text{stg}}$	-55... +150	$^\circ\text{C}$
IEC climatic category; DIN IEC 68-1		55/150/56	

**Thermal Characteristics**

Parameter	Symbol	Values			Unit
		min.	typ.	max.	
<b>Characteristics</b>					
Thermal resistance, junction - soldering point (Pin 4)	$R_{thJS}$	-	16	25	K/W
SMD version, device on PCB:	$R_{thJA}$	-	85	115	
@ min. footprint		-	45	70	
@ 6 cm <sup>2</sup> cooling area <sup>1)</sup>		-			

**Electrical Characteristics, at  $T_j = 25\text{ }^\circ\text{C}$ , unless otherwise specified**

Parameter	Symbol	Values			Unit
		min.	typ.	max.	
<b>Static Characteristics</b>					
Drain-source breakdown voltage $V_{GS}=0, I_D=250\mu\text{A}$	$V_{(BR)DSS}$	400	-	-	V
Gate threshold voltage, $V_{GS} = V_{DS}$ $I_D=94\mu\text{A}$	$V_{GS(th)}$	1.3	1.9	2.3	
Zero gate voltage drain current $V_{DS}=400\text{V}, V_{GS}=0, T_j=25^\circ\text{C}$ $V_{DS}=400\text{V}, V_{GS}=0, T_j=125^\circ\text{C}$	$I_{DSS}$	-	0.01	0.1	$\mu\text{A}$
		-	-	10	
Gate-source leakage current $V_{GS}=20\text{V}, V_{DS}=0$	$I_{GSS}$	-	10	100	nA
Drain-source on-state resistance $V_{GS}=4.5\text{V}, I_D=0.05\text{A}$	$R_{DS(on)}$	-	14.3	22	$\Omega$
Drain-source on-state resistance $V_{GS}=10\text{V}, I_D=0.17\text{A}$	$R_{DS(on)}$	-	13.6	25	

<sup>1)</sup>Device on 40mm\*40mm\*1.5mm epoxy PCB FR4 with 6cm<sup>2</sup> (single layer, 70  $\mu\text{m}$  thick) copper area for drain connection. PCB is vertical without blown air.

**Electrical Characteristics, at  $T_j = 25\text{ °C}$ , unless otherwise specified**

Parameter	Symbol	Conditions	Values			Unit
			min.	typ.	max.	

**Dynamic Characteristics**

Transconductance	$g_{fs}$	$V_{DS} \geq 2 \cdot I_D \cdot R_{DS(on)max}$ , $I_D = 0.14\text{A}$	0.09	0.19	-	S
Input capacitance	$C_{iss}$	$V_{GS} = 0$ , $V_{DS} = 25\text{V}$ , $f = 1\text{MHz}$	-	103	154	pF
Output capacitance	$C_{oss}$		-	9.2	13.6	
Reverse transfer capacitance	$C_{rss}$		-	3.8	5.7	
Turn-on delay time	$t_{d(on)}$	$V_{DD} = 225\text{V}$ , $V_{GS} = 10\text{V}$ , $I_D = 0.17\text{A}$ , $R_G = 6\Omega$	-	4.6	6.9	ns
Rise time	$t_r$		-	4.4	6.6	
Turn-off delay time	$t_{d(off)}$		-	17	25	
Fall time	$t_f$		-	68	102	

**Gate Charge Characteristics**

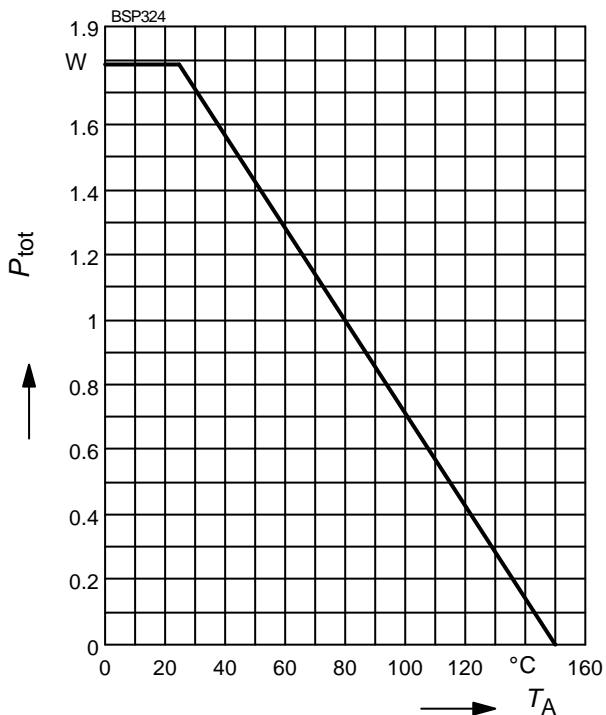
Gate to source charge	$Q_{gs}$	$V_{DD} = 320\text{V}$ , $I_D = 0.17\text{A}$	-	0.35	0.45	nC
Gate to drain charge	$Q_{gd}$		-	2.17	2.82	
Gate charge total	$Q_g$	$V_{DD} = 320\text{V}$ , $I_D = 0.17\text{A}$ , $V_{GS} = 0$ to $10\text{V}$	-	4.54	5.9	
Gate plateau voltage	$V_{(plateau)}$	$V_{DD} = 320\text{V}$ , $I_D = 0.17\text{A}$	-	3.6	-	V

**Reverse Diode**

Inverse diode continuous forward current	$I_S$	$T_A = 25\text{ °C}$	-	-	0.17	A
Inv. diode direct current, pulsed	$I_{SM}$		-	-	0.68	
Inverse diode forward voltage	$V_{SD}$	$V_{GS} = 0$ , $I_F = 0.17\text{A}$	-	0.8	1.2	V
Reverse recovery time	$t_{rr}$	$V_R = 200\text{V}$ , $I_F = I_S$ , $di_F/dt = 100\text{A}/\mu\text{s}$	-	85	127	ns
Reverse recovery charge	$Q_{rr}$		-	104	156	nC

### 1 Power dissipation

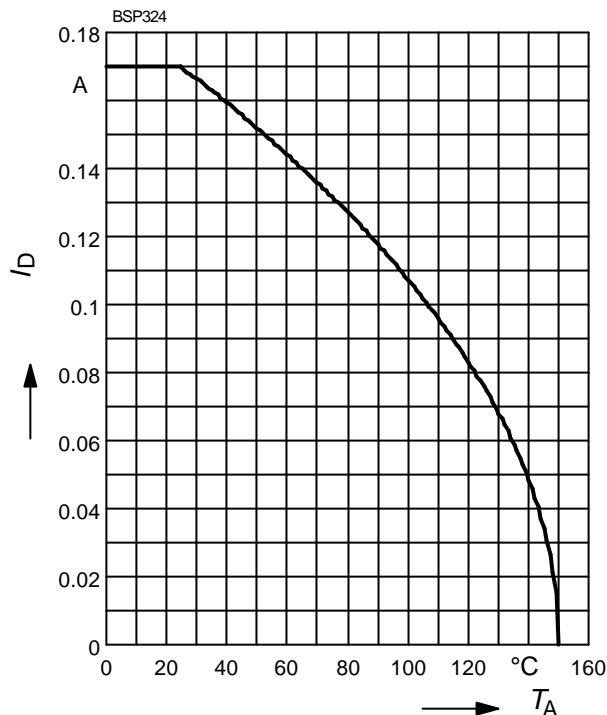
$$P_{tot} = f(T_A)$$



### 2 Drain current

$$I_D = f(T_A)$$

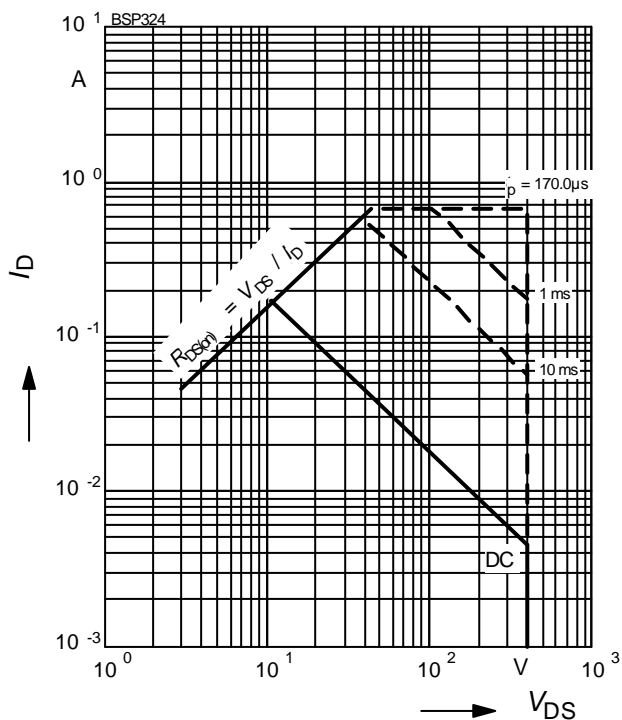
parameter:  $V_{GS} \geq 10 \text{ V}$



### 3 Safe operating area

$$I_D = f(V_{DS})$$

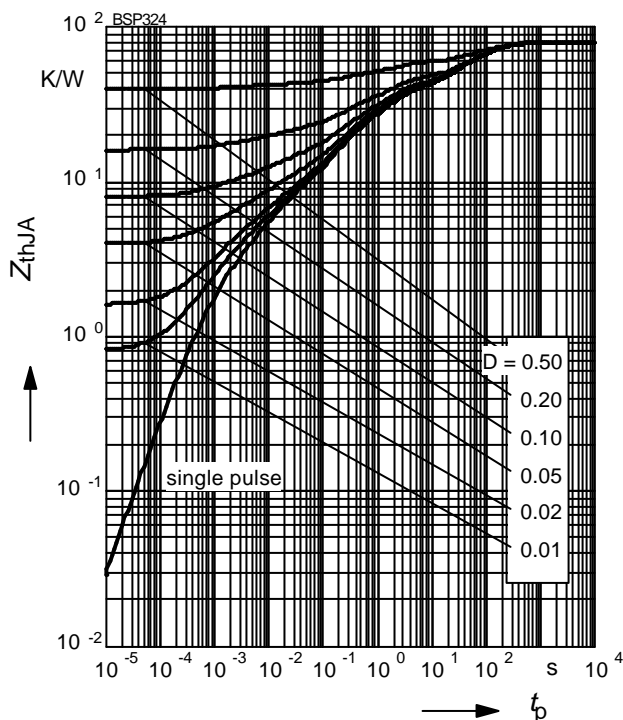
parameter:  $D = 0$ ,  $T_A = 25 \text{ °C}$



### 4 Transient thermal impedance

$$Z_{thJA} = f(t_p)$$

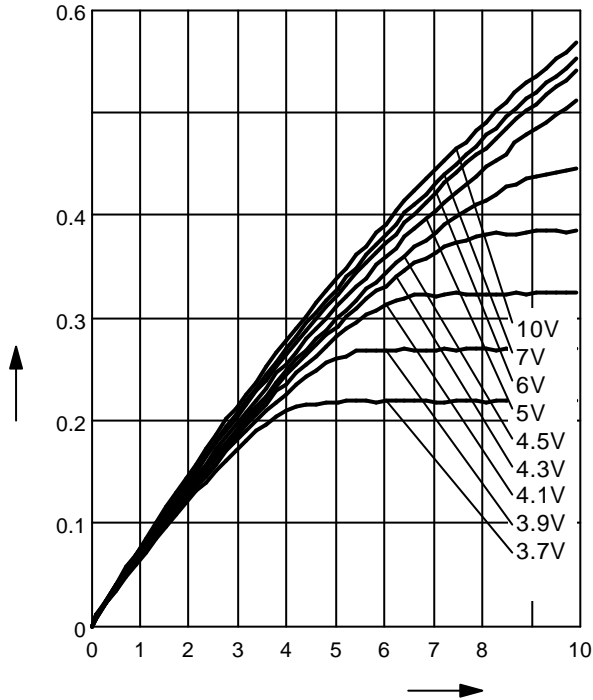
parameter:  $D = t_p/T$



**5 Typ. output characteristic**

$I_D = f(V_{DS})$

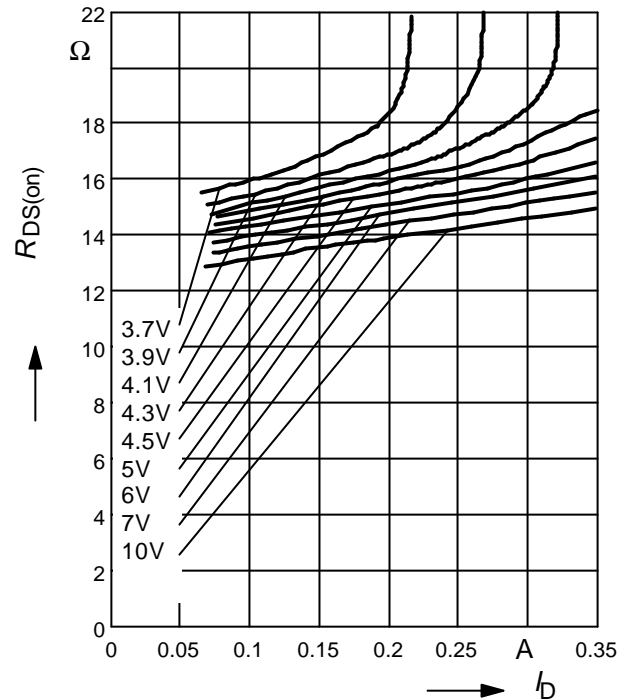
parameter:  $T_j = 25\text{ }^\circ\text{C}$ ,  $V_{GS}$



**6 Typ. drain-source on resistance**

$R_{DS(on)} = f(I_D)$

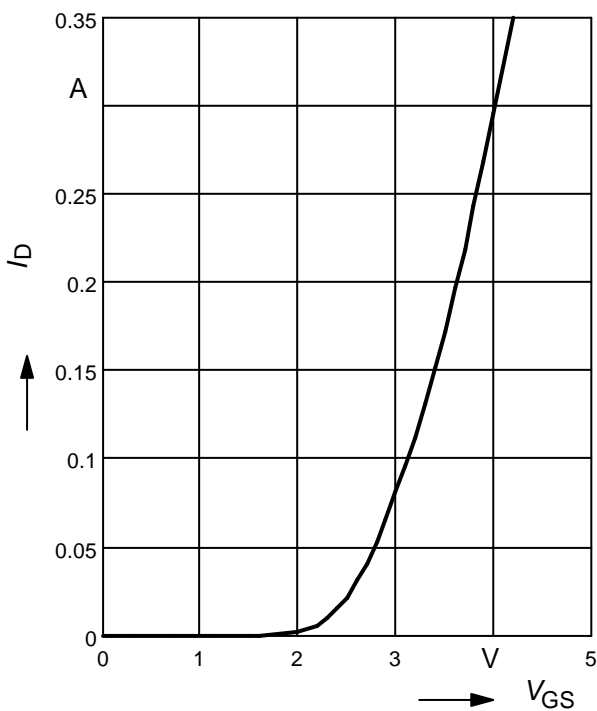
parameter:  $T_j = 25\text{ }^\circ\text{C}$ ,  $V_{GS}$



**7 Typ. transfer characteristics**

$I_D = f(V_{GS})$ ;  $V_{DS} \geq 2 \times I_D \times R_{DS(on)max}$

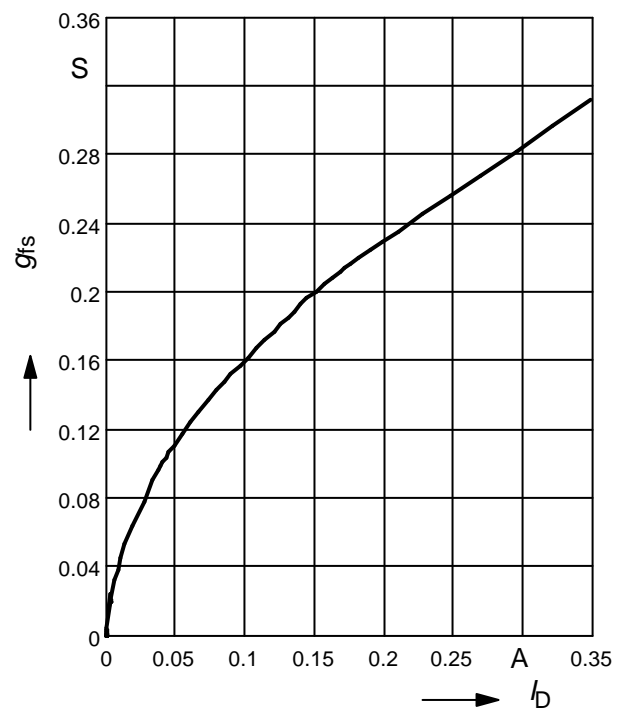
parameter:  $T_j = 25\text{ }^\circ\text{C}$



**8 Typ. forward transconductance**

$g_{fs} = f(I_D)$

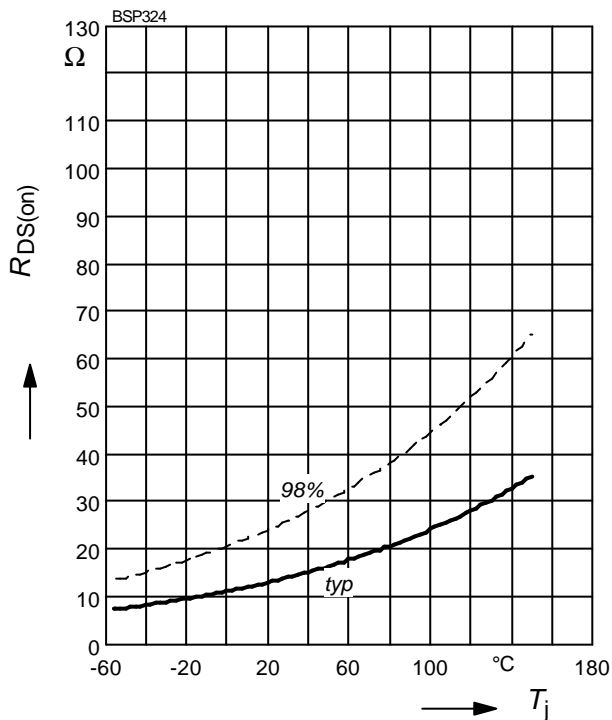
parameter:  $T_j = 25\text{ }^\circ\text{C}$



**9 Drain-source on-state resistance**

$$R_{DS(on)} = f(T_j)$$

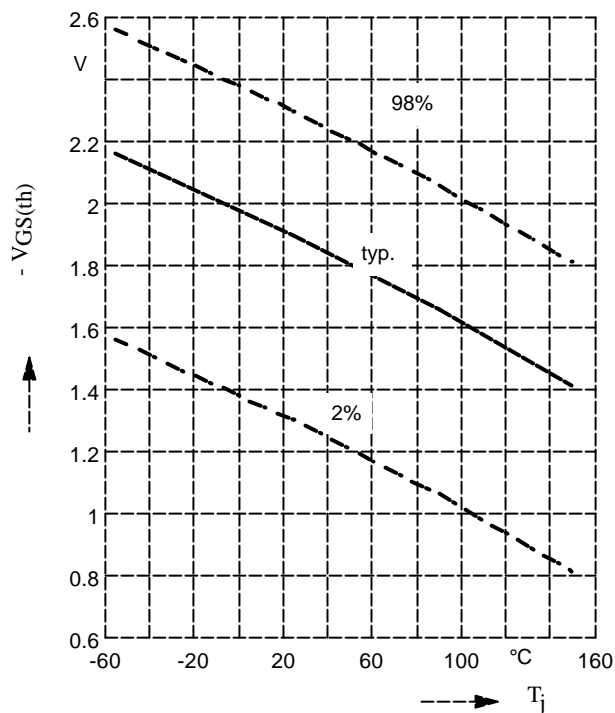
parameter :  $I_D = 0.17 \text{ A}$ ,  $V_{GS} = 10 \text{ V}$



**10 Typ. gate threshold voltage**

$$V_{GS(th)} = f(T_j)$$

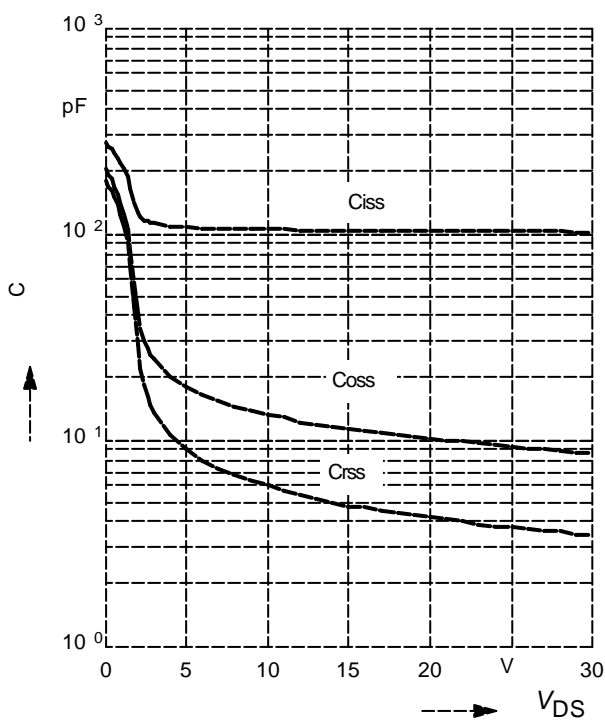
parameter:  $V_{GS} = V_{DS}$ ;  $I_D = 94 \mu\text{A}$



**11 Typ. capacitances**

$$C = f(V_{DS})$$

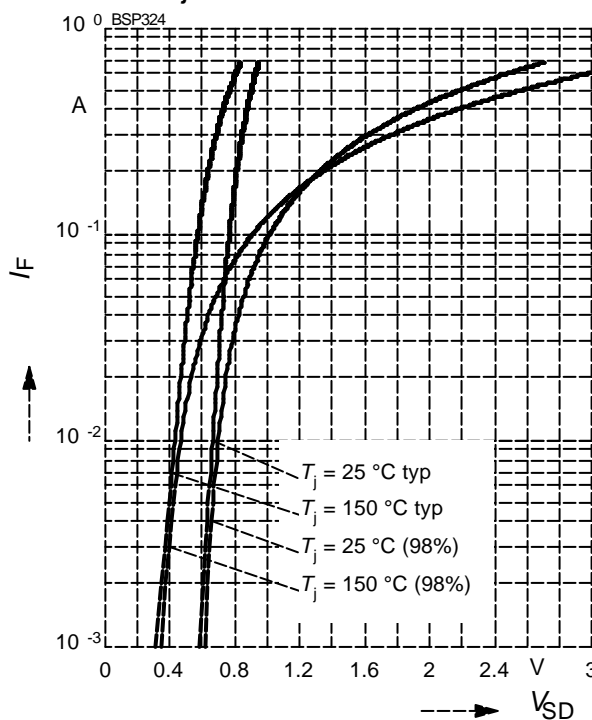
parameter:  $V_{GS}=0$ ,  $f=1 \text{ MHz}$ ,  $T_j = 25 \text{ }^\circ\text{C}$



**12 Forward character. of reverse diode**

$$I_F = f(V_{SD})$$

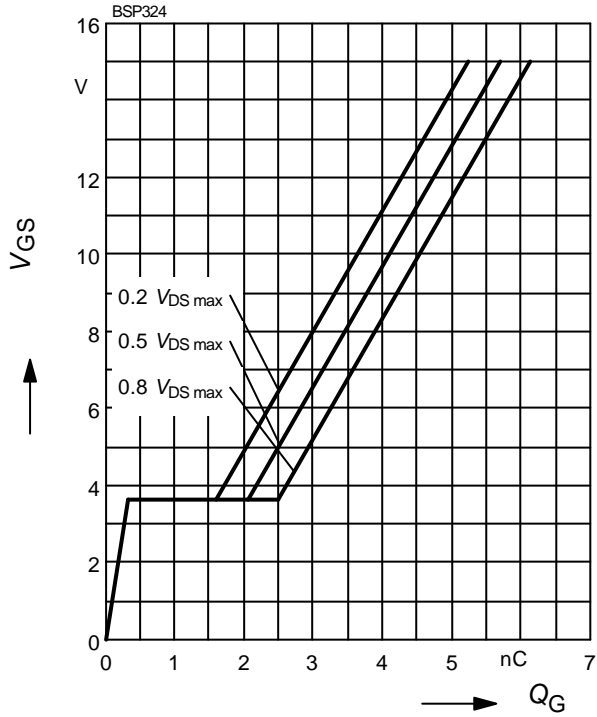
parameter:  $T_j$



**13 Typ. gate charge**

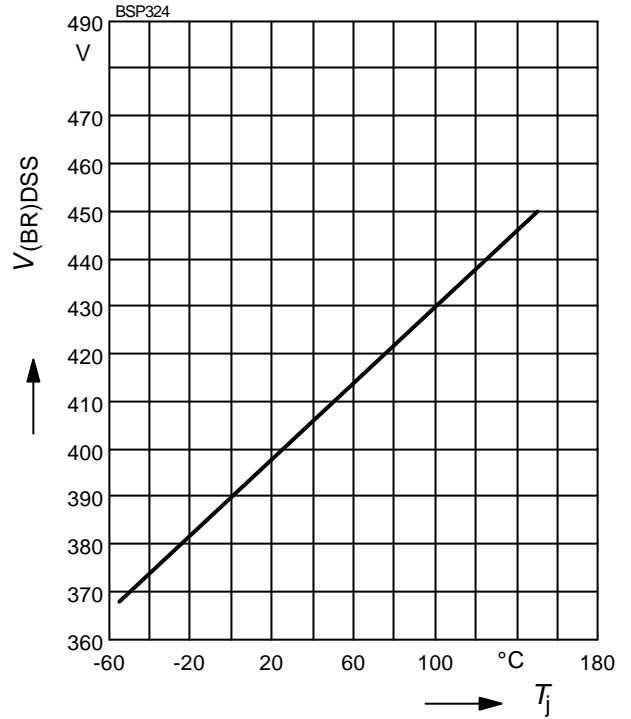
$V_{GS} = f(Q_G)$ ; parameter:  $V_{DS}$ ,

$I_D = 0.17$  A pulsed,  $T_j = 25$  °C



**14 Drain-source breakdown voltage**

$V_{(BR)DSS} = f(T_j)$



**Published by**  
**Infineon Technologies AG,**  
**Bereichs Kommunikation**  
**St.-Martin-Strasse 53,**  
**D-81541 München**  
**© Infineon Technologies AG 1999**  
**All Rights Reserved.**

**Attention please!**

The information herein is given to describe certain components and shall not be considered as warranted characteristics.

Terms of delivery and rights to technical change reserved.

We hereby disclaim any and all warranties, including but not limited to warranties of non-infringement, regarding circuits, descriptions and charts stated herein.

Infineon Technologies is an approved CECC manufacturer.

**Information**

For further information on technology, delivery terms and conditions and prices please contact your nearest Infineon Technologies Office in Germany or our Infineon Technologies Representatives worldwide (see address list).

**Warnings**

Due to technical requirements components may contain dangerous substances.

For information on the types in question please contact your nearest Infineon Technologies Office.

Infineon Technologies Components may only be used in life-support devices or systems with the express written approval of Infineon Technologies, if a failure of such components can reasonably be expected to cause the failure of that life-support device or system, or to affect the safety or effectiveness of that device or system. Life support devices or systems are intended to be implanted in the human body, or to support and/or maintain and sustain and/or protect human life. If they fail, it is reasonable to assume that the health of the user or other persons may be endangered.



## X-ON Electronics

Largest Supplier of Electrical and Electronic Components

*Click to view similar products for [infineon](#) manufacturer:*

Other Similar products are found below :

[TLE6209R](#) [BTS442E2E3062ABUMA1](#) [EVALM113023645ATOBO1](#) [EVALM11302TOBO1](#) [FD1000R33HE3-K](#) [FD300R06KE3](#)  
[FF1200R17KE3\\_B2](#) [FF300R06KE3HOSA1](#) [FF600R12ME4P](#) [FF600R17ME4\\_B11](#) [FP25R12KT4\\_B11](#) [FS150R12KE3G](#)  
[FS600R07A2E3\\_B31](#) [FZ1600R17HP4\\_B2](#) [FZ1800R17KF4](#) [FZ2400R17HE4\\_B9](#) [FZ600R65KE3](#) [DD261N22K](#) [DF1000R17IE4](#) [BAT 165](#)  
[E6327](#) [BCR 141W H6327](#) [BCR 533 E6327](#) [BDP950H6327XTSA1](#) [BSC018NE2LSIATMA1](#) [BSC093N04LSGATMA1](#) [BSM50GB60DLC](#)  
[BSO080P03NS3EGXUMA](#) [BSR802NL6327HTSA1](#) [BSR92PH6327XTSA1](#) [BSS806NEH6327XTSA1](#) [BSZ086P03NS3EGATMA](#)  
[BTF3050TE](#) [BTM7811KAUMA1](#) [IPD50N04S4-08](#) [IPW60R190E6FKSA1](#) [IRPLHID2A](#) [KIT\\_TC1791\\_SK](#) [KIT\\_XMC45\\_AE4\\_002](#)  
[KIT\\_XMC4x\\_COM\\_ETH-001](#) [EVALM10565DTOBO1](#) [EVALM113020584DTOBO1](#) [FF300R17KE3\\_S4](#) [FF450R12ME4\\_B11](#)  
[FF600R17ME4](#) [T1401N42TOH](#) [T1500N16TOF VT](#) [T1851N60TOH](#) [T901N36TOF](#) [FS300R12KE4](#) [FS450R17KE4](#)