

Printed-circuit board connector - MSTB 2,5/ 7-STF-5,08 - 1778030

Please be informed that the data shown in this PDF Document is generated from our Online Catalog. Please find the complete data in the user's documentation. Our General Terms of Use for Downloads are valid (<http://phoenixcontact.com/download>)

Plug component, Nominal current: 12 A, Rated voltage (III/2): 320 V, Number of positions: 7, Pitch: 5.08 mm, Connection method: Screw connection with tension sleeve, Color: green, Contact surface: Tin




The figure shows a 10-position version of the product

Why buy this product

- Plug-in direction parallel to the conductor axis
- Individual position coding by inserting coding profiles
- Standard plug-in system for 320 V (III/2)



Key Commercial Data

Packing unit	50 STK
GTIN	 4 017918 039905
GTIN	4017918039905
Weight per Piece (excluding packing)	12.590 g
Custom tariff number	85366990
Country of origin	Germany

Technical data

Environmental Product Compliance

China RoHS	Hazardous substances above threshold values;
	Environmentally Friendly Use Period = 50;
	For details go to tab "Downloads", Category "Manufacturer's declaration"

Dimensions

Width	45.57 mm
Pitch	5.08 mm
Dimension a	30.48 mm

General

Printed-circuit board connector - MSTB 2,5/ 7-STF-5,08 - 1778030

Technical data

General

Range of articles	MSTB 2,5/...-STF
Type of contact	Female connector
Number of positions	7
Connection method	Screw connection with tension sleeve
Insulating material group	I
Rated surge voltage (III/3)	4 kV
Rated surge voltage (III/2)	4 kV
Rated surge voltage (II/2)	4 kV
Rated voltage (III/3)	250 V
Rated voltage (III/2)	320 V
Rated voltage (II/2)	630 V
Connection in acc. with standard	EN-VDE
Nominal current I_N	12 A
Nominal cross section	2.5 mm ²
Maximum load current	12 A (with a 2.5 mm ² conductor cross section)
Insulating material	PA
Flammability rating according to UL 94	V0
Internal cylindrical gage	A3
Stripping length	7 mm
Screw thread	M3
Tightening torque, min	0.5 Nm
Tightening torque max	0.6 Nm

Connection data

Conductor cross section solid min.	0.2 mm ²
Conductor cross section solid max.	2.5 mm ²
Conductor cross section flexible min.	0.2 mm ²
Conductor cross section flexible max.	2.5 mm ²
Conductor cross section flexible, with ferrule without plastic sleeve min.	0.25 mm ²
Conductor cross section flexible, with ferrule without plastic sleeve max.	2.5 mm ²
Conductor cross section flexible, with ferrule with plastic sleeve min.	0.25 mm ²
Conductor cross section flexible, with ferrule with plastic sleeve max.	2.5 mm ²
Conductor cross section AWG min.	24
Conductor cross section AWG max.	12
2 conductors with same cross section, solid min.	0.2 mm ²
2 conductors with same cross section, solid max.	1 mm ²
2 conductors with same cross section, stranded min.	0.2 mm ²
2 conductors with same cross section, stranded max.	1.5 mm ²
2 conductors with same cross section, stranded, ferrules without plastic sleeve, min.	0.25 mm ²
2 conductors with same cross section, stranded, ferrules without plastic sleeve, max.	1 mm ²

Printed-circuit board connector - MSTB 2,5/ 7-STF-5,08 - 1778030

Technical data

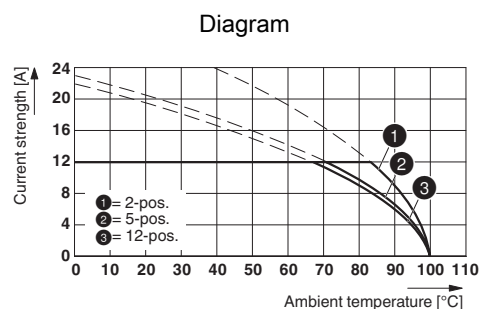
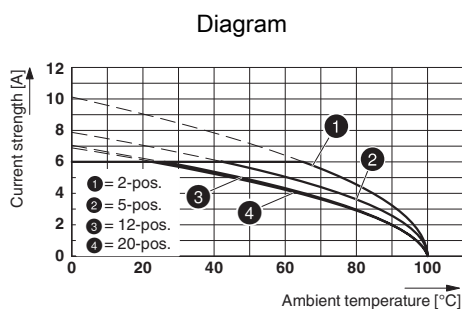
Connection data

2 conductors with same cross section, stranded, TWIN ferrules with plastic sleeve, min.	0.5 mm ²
2 conductors with same cross section, stranded, TWIN ferrules with plastic sleeve, max.	1.5 mm ²
Minimum AWG according to UL/CUL	30
Maximum AWG according to UL/CUL	12

Standards and Regulations

Connection in acc. with standard	EN-VDE
	CSA
Flammability rating according to UL 94	V0

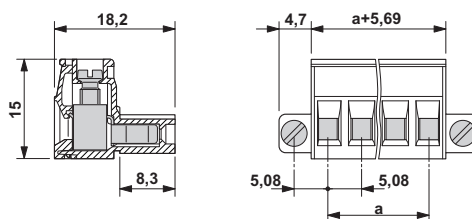
Drawings



Type: MSTB 2,5/...-STF-5,08 with MSTBV 2,5/...-GF-5,08

Type: MSTB 2,5/...-STF-5,08 with CC 2,5/...-GF-5,08 P26THR

Dimensional drawing



Classifications

eCl@ss

eCl@ss 4.0	272607xx
eCl@ss 4.1	27260701
eCl@ss 5.0	27260701
eCl@ss 5.1	27260701
eCl@ss 6.0	27260704

Printed-circuit board connector - MSTB 2,5/ 7-STF-5,08 - 1778030

Classifications

eCl@ss

eCl@ss 7.0	27440402
eCl@ss 8.0	27440309
eCl@ss 9.0	27440309

ETIM

ETIM 3.0	EC001121
ETIM 4.0	EC002638
ETIM 5.0	EC002638

UNSPSC

UNSPSC 6.01	30211810
UNSPSC 7.0901	39121409
UNSPSC 11	39121409
UNSPSC 12.01	39121409
UNSPSC 13.2	39121409

Approvals

Approvals

Approvals

CSA / VDE Gutachten mit Fertigungsüberwachung / GL / RS / IECCEB Scheme / EAC / cULus Recognized / EAC

Ex Approvals

Approval details

CSA http://www.csagroup.org/us/en/services/testing-and-certification/certified-product-listing 13631		
	B	D
mm ² /AWG/kcmil	28-12	28-12
Nominal current I _N	15 A	10 A
Nominal voltage U _N	300 V	300 V

VDE Gutachten mit Fertigungsüberwachung http://www.vde.de 40004701	
mm ² /AWG/kcmil	0.2-2.5
Nominal current I _N	12 A


Printed-circuit board connector - MSTB 2,5/ 7-STF-5,08 - 1778030

Approvals

Nominal voltage UN	250 V
--------------------	-------

GL <http://www.gl-group.com/newbuilding/approvals/index.html> 5032089 HH

RS <http://www.rs-head.spb.ru/en/index.php> 10.04059.250

IECEE CB Scheme  <http://www.iecee.org/> DE1-56062-B1B2

mm ² /AWG/kcmil	0.2-2.5
Nominal current I _N	12 A
Nominal voltage UN	250 V

EAC EAC-Zulassung

cULus Recognized <http://database.ul.com/cgi-bin/XYV/template/LISEXT/1FRAME/index.htm> E60425-19931011

	B	D
mm ² /AWG/kcmil	30-12	30-12
Nominal current I _N	15 A	15 A
Nominal voltage UN	300 V	150 V

EAC B.01742

Accessories

Accessories

Bridge

Insertion bridge - EBP 2- 5 - 1733169

Insertion bridge, fully insulated, for connectors with 5.0 or 5.08 mm pitch, no. of positions: 2



Printed-circuit board connector - MSTB 2,5/ 7-STF-5,08 - 1778030

Accessories

Insertion bridge - EBP 4- 5 - 1733185



Insertion bridge, fully insulated, for connectors with 5.0 or 5.08 mm pitch, no. of positions: 4

Insertion bridge - EBP 5- 5 - 1733198



Insertion bridge, fully insulated, for connectors with 5.0 or 5.08 mm pitch, no. of positions: 5

Insertion bridge - EBP 3- 5 - 1733172



Insertion bridge, fully insulated, for connectors with 5.0 or 5.08 mm pitch, no. of positions: 3

Insertion bridge - EBP 6- 5 - 1733208



Insertion bridge, fully insulated, for connectors with 5.0 or 5.08 mm pitch, no. of positions: 6

Coding element

Coding profile - CP-MSTB - 1734634



Coding profile, is inserted into the slot on the plug or inverted header, red insulating material

Labeled terminal marker

Printed-circuit board connector - MSTB 2,5/ 7-STF-5,08 - 1778030

Accessories

Marker card - SK 5,08/3,8:FORTL.ZAHLEN - 0804293



Marker card, Card, white, labeled, Horizontal: Consecutive numbers 1 - 10, 11 - 20, etc. up to 91 - (99)100, Mounting type: Adhesive, for terminal block width: 5.08 mm, Lettering field: 5.08 x 3.8 mm

Marker pen

Marker pen - B-STIFT - 1051993



Marker pen, for manual labeling of unprinted Zack strips, smear-proof and waterproof, line thickness 0.5 mm

Marker pen - X-PEN 0,35 - 0811228



Marker pen without ink cartridge, for manual labeling of markers, labeling extremely wipe-proof, line thickness 0.35 mm

Screwdriver tools

Screwdriver - SZS 0,6X3,5 - 1205053



Actuation tool, for ST terminal blocks, insulated, also suitable for use as a bladed screwdriver, size: 0.6 x 3.5 x 100 mm, 2-component grip, with non-slip grip

Terminal marking

Marker card - SK U/3,8 WH:UNBEDRUCKT - 0803906



Marker card, Sheet, white, unlabeled, can be labeled with: Plotter, Office printing systems, Mounting type: Adhesive, Lettering field: 186 x 3.8 mm

Additional products

Printed-circuit board connector - MSTB 2,5/ 7-STF-5,08 - 1778030

Accessories

Base strip - MSTB 2,5/ 7-GF-5,08 - 1776553

Header, Nominal current: 12 A, Rated voltage (III/2): 320 V, Number of positions: 7, Pitch: 5.08 mm, Color: green, Contact surface: Tin, Mounting: Wave soldering



Base strip - MSTBV 2,5/ 7-GF-5,08 - 1777125

Header, Nominal current: 12 A, Rated voltage (III/2): 320 V, Number of positions: 7, Pitch: 5.08 mm, Color: green, Contact surface: Tin, Mounting: Wave soldering



Base strip - MDSTB 2,5/ 7-GF-5,08 - 1842416

Header, Nominal current: 10 A, Rated voltage (III/2): 320 V, Number of positions: 7, Pitch: 5.08 mm, Color: green, Contact surface: Tin, Mounting: Wave soldering, The article can be aligned to create different nos. of positions! In combination with MVSTB or FKCV plug components, both an MVSTBW (or FKCVW) and an MVSTBR plug (or FKCVR) must be used. Combination with TMSTBP plug components is not possible!



Base strip - MDSTBV 2,5/ 7-GF-5,08 - 1845688

Header, Nominal current: 10 A, Rated voltage (III/2): 320 V, Number of positions: 7, Pitch: 5.08 mm, Color: green, Contact surface: Tin, Mounting: Wave soldering, The article can be aligned to create different nos. of positions! In combination with MVSTB or FKCV plug components, both an MVSTBW (or FKCVW) and an MVSTBR plug (or FKCVR) must be used. Combination with TMSTBP plug components is not possible!



Base strip - DFK-MSTBA 2,5/ 7-GF-5,08 - 1899032

Header, Nominal current: 12 A, Rated voltage (III/2): 320 V, Number of positions: 7, Pitch: 5.08 mm, Color: green, Contact surface: Tin, Mounting: Wave soldering



Printed-circuit board connector - MSTB 2,5/ 7-STF-5,08 - 1778030

Accessories

Base strip - DFK-MSTBVA 2,5/ 7-GF-5,08 - 1899333



Header, Nominal current: 12 A, Rated voltage (III/2): 320 V, Number of positions: 7, Pitch: 5.08 mm, Color: green, Contact surface: Tin, Mounting: Wave soldering

Base strip - EMSTB 2,5/ 7-GF-5,08 - 1899663



Header, Nominal current: 12 A, Rated voltage (III/2): 320 V, Number of positions: 7, Pitch: 5.08 mm, Color: green, Contact surface: Tin, Mounting: Press-in technology

Base strip - EMSTBV 2,5/ 7-GF-5,08 - 1915262



Header, Nominal current: 12 A, Rated voltage (III/2): 320 V, Number of positions: 7, Pitch: 5.08 mm, Color: green, Contact surface: Tin, Mounting: Press-in technology

Base strip - MSTB 2,5/ 7-GF-5,08 THT - 1927616



Header, Nominal current: 12 A, Rated voltage (III/2): 320 V, Number of positions: 7, Pitch: 5.08 mm, Color: black, Contact surface: Tin, Mounting: THR soldering, User information and design recommendations for through hole reflow technology can be found under "Downloads"

Base strip - MSTBV 2,5/ 7-GF-5,08 THT - 1940949



Header, Nominal current: 12 A, Rated voltage (III/2): 320 V, Number of positions: 7, Pitch: 5.08 mm, Color: black, Contact surface: Tin, Mounting: THR soldering, User information and design recommendations for through hole reflow technology can be found under "Downloads"

Printed-circuit board connector - MSTB 2,5/ 7-STF-5,08 - 1778030

Accessories

Printed-circuit board connector - CC 2,5/ 7-GF-5,08 P26THR - 1954744

Header, Nominal current: 12 A, Rated voltage (III/2): 320 V, Number of positions: 7, Pitch: 5.08 mm, Color: black, Contact surface: Tin, Mounting: THR soldering, User information and design recommendations for through hole reflow technology can be found under "Downloads"



Printed-circuit board connector - CC 2,5/ 7-GF-5,08 P26THRR88 - 1954854

Header, Nominal current: 12 A, Rated voltage (III/2): 320 V, Number of positions: 7, Pitch: 5.08 mm, Color: black, Contact surface: Tin, Mounting: THR soldering, User information and design recommendations for through hole reflow technology can be found under "Downloads"



Printed-circuit board connector - CCV 2,5/ 7-GF-5,08 P26THR - 1955688

Header, Nominal current: 12 A, Rated voltage (III/2): 320 V, Number of positions: 7, Pitch: 5.08 mm, Color: black, Contact surface: Tin, Mounting: THR soldering, User information and design recommendations for through hole reflow technology can be found under "Downloads"



Printed-circuit board connector - CCV 2,5/ 7-GF-5,08 P26THRR88 - 1955798

Header, Nominal current: 12 A, Rated voltage (III/2): 320 V, Number of positions: 7, Pitch: 5.08 mm, Color: black, Contact surface: Tin, Mounting: THR soldering, User information and design recommendations for through hole reflow technology can be found under "Downloads"



Printed-circuit board connector - CC 2,5/ 7-GFL-5,08P26THR - 1956315

Header, Nominal current: 12 A, Rated voltage (III/2): 320 V, Number of positions: 7, Pitch: 5.08 mm, Color: black, Contact surface: Tin, Mounting: THR soldering, Two-in-one – Pin strips must always be made up of a left (L) and a right (R) segment. Please allow for the corresponding counterpart from the accessories to complete the THR pin strip.



Printed-circuit board connector - MSTB 2,5/ 7-STF-5,08 - 1778030

Accessories

Printed-circuit board connector - CC 2,5/ 7-GFL-5,08P26THRR56 - 1956386



Header, Nominal current: 12 A, Rated voltage (III/2): 320 V, Number of positions: 7, Pitch: 5.08 mm, Color: black, Contact surface: Tin, Mounting: THR soldering, Two-in-one – Pin strips must always be made up of a left (L) and a right (R) segment. Please allow for the corresponding counterpart from the accessories to complete the THR pin strip.

Printed-circuit board connector - CC 2,5/ 7-GFR-5,08P26THR - 1956454



Header, Nominal current: 12 A, Rated voltage (III/2): 320 V, Number of positions: 7, Pitch: 5.08 mm, Color: black, Contact surface: Tin, Mounting: THR soldering, Two-in-one – Pin strips must always be made up of a left (L) and a right (R) segment. Please allow for the corresponding counterpart from the accessories to complete the THR pin strip.

Printed-circuit board connector - CC 2,5/ 7-GFR-5,08P26THRR56 - 1956522



Header, Nominal current: 12 A, Rated voltage (III/2): 320 V, Number of positions: 7, Pitch: 5.08 mm, Color: black, Contact surface: Tin, Mounting: THR soldering, Two-in-one – Pin strips must always be made up of a left (L) and a right (R) segment. Please allow for the corresponding counterpart from the accessories to complete the THR pin strip.

Printed-circuit board connector - CCV 2,5/ 7-GFL-5,08P26THR - 1959671



Header, Nominal current: 12 A, Rated voltage (III/2): 320 V, Number of positions: 7, Pitch: 5.08 mm, Color: black, Contact surface: Tin, Mounting: THR soldering, Two-in-one – Pin strips must always be made up of a left (L) and a right (R) segment. Please allow for the corresponding counterpart from the accessories to complete the THR pin strip.

Printed-circuit board connector - CCV 2,5/ 7-GFL-5,08P26THRR56 - 1959749



Header, Nominal current: 12 A, Rated voltage (III/2): 320 V, Number of positions: 7, Pitch: 5.08 mm, Color: black, Contact surface: Tin, Mounting: THR soldering, Two-in-one – Pin strips must always be made up of a left (L) and a right (R) segment. Please allow for the corresponding counterpart from the accessories to complete the THR pin strip.

Printed-circuit board connector - MSTB 2,5/ 7-STF-5,08 - 1778030

Accessories

Printed-circuit board connector - CCV 2,5/ 7-GFR-5,08P26THR - 1959817



Header, Nominal current: 12 A, Rated voltage (III/2): 320 V, Number of positions: 7, Pitch: 5.08 mm, Color: black, Contact surface: Tin, Mounting: THR soldering, Two-in-one – Pin strips must always be made up of a left (L) and a right (R) segment. Please allow for the corresponding counterpart from the accessories to complete the THR pin strip.

Printed-circuit board connector - CCV 2,5/ 7-GFR-5,08P26THRR56 - 1959888



Header, Nominal current: 12 A, Rated voltage (III/2): 320 V, Number of positions: 7, Pitch: 5.08 mm, Color: black, Contact surface: Tin, Mounting: THR soldering, Two-in-one – Pin strips must always be made up of a left (L) and a right (R) segment. Please allow for the corresponding counterpart from the accessories to complete the THR pin strip.

X-ON Electronics

Largest Supplier of Electrical and Electronic Components

Click to view similar products for [phoenix contact manufacturer](#):

Other Similar products are found below :

[1203259](#) [3240366](#) [1893300](#) [2800744](#) [2867076](#) [3006564](#) [2800741](#) [5146480](#) [1582539](#) [1623633](#) [1507793](#) [3025587](#) [3069708](#) [1582223](#)
[1431461](#) [1586976](#) [0311647](#) [1460160](#) [1771338](#) [3048387](#) [2814605](#) [0309086](#) [1513716](#) [3035684](#) [5451417](#) [0202219](#) [1647747](#) [1730667](#)
[1709267](#) [5449018](#) [0311634](#) [1730696](#) [3034057](#) [0311579](#) [1730683](#) [0719032](#) [5449843](#) [3240098](#) [0311566](#) [0201391](#) [CRIMPFOX 16 S](#)
[CRIMPSET 25](#) [7001438](#) [ETD-BL-1T-F-300S](#) [MCR-1CLP-I-I-00](#) [MCR-4CLP-I-I-00](#) [MCR-DAC 8-I- 4-BUS](#) [FL EPA WMS](#) [FLK 50/EZ-DR/](#)
[400/KONFEK/S](#) [FLS PB M12 DO 8 M12-2A](#)