



■ Features :

- Universal AC input / Full range
- Built-in active PFC function
- No load power consumption < 0.5W
- Energy efficiency Level V
- Comply with EISA 2007, NRCAN, AU/NZ MEPS and EU ErP
- 3 pole AC inlet IEC320-C14
- Class I power (with earth pin)
- Protections: Short circuit / Overload / Over voltage / Over temperature
- Fully enclosed plastic case
- LED indicator for power on
- 2 years warranty

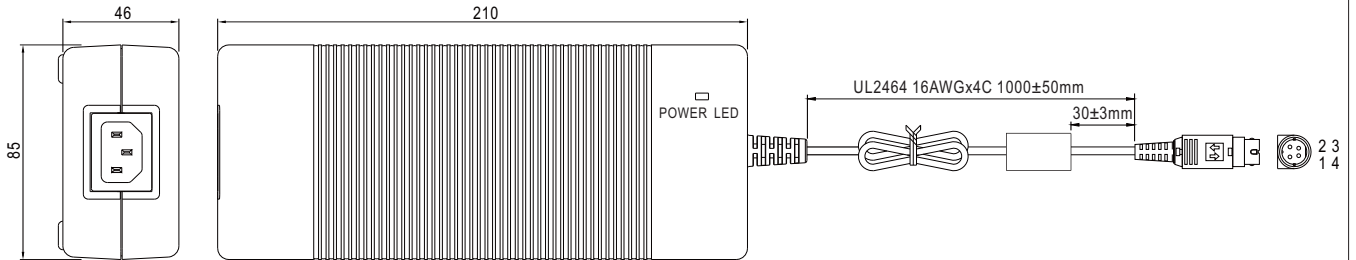


SPECIFICATION

ORDER NO.	GS220A12-R7B	GS220A15-R7B	GS220A20-R7B	GS220A24-R7B	GS220A48-R7B	
OUTPUT	SAFETY MODEL NO.	GS220A12	GS220A15	GS220A20	GS220A24	GS220A48
	DC VOLTAGE <small>Note.2</small>	12V	15V	20V	24V	48V
	RATED CURRENT	15A	13.4A	11A	9.2A	4.6A
	CURRENT RANGE	0 ~ 15A	0 ~ 13.4A	0 ~ 11A	0 ~ 9.2A	0 ~ 4.6A
	RATED POWER (max.)	180W	201W	220W	221W	221W
	RIPPLE & NOISE (max.) <small>Note.3</small>	80mVp-p	100mVp-p	150mVp-p	180mVp-p	240mVp-p
	VOLTAGE TOLERANCE <small>Note.4</small>	±5.0%	±5.0%	±4.0%	±3.0%	±2.0%
	LINE REGULATION <small>Note.5</small>	±1.0%	±1.0%	±1.0%	±1.0%	±1.0%
	LOAD REGULATION	±5.0%	±5.0%	±4.0%	±3.0%	±2.0%
	SETUP, RISE TIME <small>Note.6</small>	2000ms, 20ms / 230VAC 2000ms, 20ms / 115VAC at full load				
HOLD UP TIME (Typ.)	20ms / 230VAC 20ms / 115VAC at full load					
INPUT	VOLTAGE RANGE <small>Note.7</small>	90 ~ 264VAC 127 ~ 370VDC				
	FREQUENCY RANGE	47 ~ 63Hz				
	POWER FACTOR (Typ.)	PF>0.91 / 230VAC PF>0.98 / 115VAC at full load				
	EFFICIENCY (Typ.)	90%	90%	92%	93.5%	94.5%
	AC CURRENT (Typ.)	4A / 115VAC 2A / 230VAC				
	INRUSH CURRENT (max.)	120A / 230VAC				
LEAKAGE CURRENT(max.)	1.5mA / 240VAC					
PROTECTION	OVERLOAD	105 ~ 135% rated output power Protection type : Hiccup mode, recovers automatically after fault condition is removed				
	OVER VOLTAGE	105 ~ 135% rated output voltage Protection type : Shut down o/p voltage, re-power on to recover				
	OVER TEMPERATURE	Shut down o/p voltage, recovers automatically after temperature goes down				
ENVIRONMENT	WORKING TEMP.	-30 ~ +60°C (Refer to "Derating Curve")				
	WORKING HUMIDITY	20% ~ 90% RH non-condensing				
	STORAGE TEMP., HUMIDITY	-40 ~ +85°C, 10 ~ 95% RH				
	TEMP. COEFFICIENT	±0.03% / °C (0~50°C)				
SAFETY & EMC (Note. 8)	VIBRATION	10 ~ 500Hz, 2G 10min./1cycle, period for 60min. each along X, Y, Z axes				
	SAFETY STANDARDS	UL60950-1, CSA C22.2, TUV EN60950-1, BSMI CNS14336, CCC GB4943, PSE J60950-1(except for 48V) approved				
	WITHSTAND VOLTAGE	I/P-O/P: 3KVAC				
	ISOLATION RESISTANCE	I/P-O/P:100M Ohms / 500VDC / 25°C/ 70% RH				
	EMC EMISSION	Compliance to EN55022 class B, EN61000-3-2,3, FCC PART 15 / CISPR22 class B, CNS13438 class B, GB9254, GB17625.1				
OTHERS	EMC IMMUNITY	Compliance to EN61000-4-2,3,4,5,6,8,11, light industry level, criteria A				
	MTBF	191.3K hrs min. MIL-HDBK-217F(25°C)				
	DIMENSION	210*85*46mm (L*W*H)				
CONNECTOR	PACKING	1.1Kg; 12pcs/14.2Kg/0.73CUFT				
	PLUG	See page 2 ; Other type available by customer requested				
	CABLE	See page 2 ; Other type available by customer requested				
NOTE	<ol style="list-style-type: none"> 1. All parameters are specified at 230VAC input, rated load, 25°C 70% RH ambient. 2. DC voltage: The output voltage set at point measure by plug terminal & 50% load. 3. Ripple & noise are measured at 20MHz by using a 12" twisted pair terminated with a 0.1uf & 47uf capacitor. 4. Tolerance: includes set up tolerance, line regulation, load regulation. 5. Line regulation is measured from low line to high line at rated load. 6. Length of set up time is measured at first cold start. Turning ON/OFF the power supply may lead to increase of the set up time. 7. Derating may be needed under low input voltage. Please check the derating curve for more details. 8. The power supply is considered a component which will be installed into a final equipment. The final equipment must be re-confirmed that it still meets EMC directives. For guidance on how to perform these EMC tests, please refer to "EMI testing of component power supplies." (as available on http://www.meanwell.com) 					

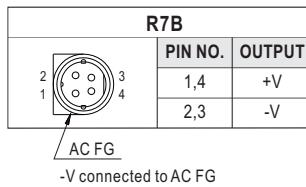
■ Mechanical Specification

Case No.961A Unit:mm

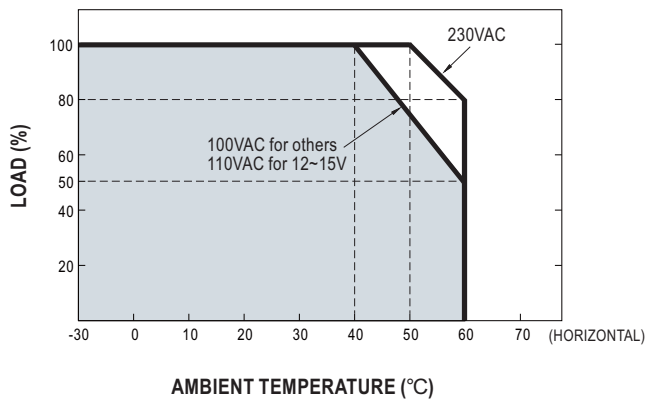


■ Plug Assignment

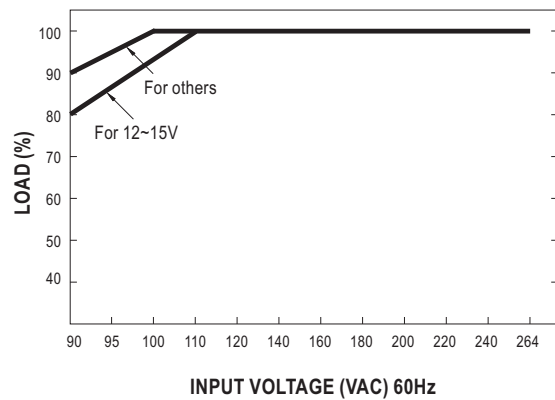
Standard plug : power DIN 4 pin with lock type, KYCON KPPX-4P equivalent



■ Derating Curve



■ Static Characteristics



X-ON Electronics

Largest Supplier of Electrical and Electronic Components

Click to view similar products for [Desktop AC Adapters](#) category:

Click to view products by [Mean Well](#) manufacturer:

Other Similar products are found below :

[YS50-1903150](#) [ADP-40KD BBBM](#) [DTA27-3X-W-5](#) [212A2136](#) [ADP485-01](#) [SWA-1202](#) [SWA-1501](#) [212A2220](#) [212A2220-02](#) [212A2220-04](#)
[FWE030015A-10A](#) [TRH100A135-02E12-Level-VI](#) [TRH100A180-11E13-Level-VI](#) [TRH100A240-01E13-Level-VI](#) [TRH100A280-01E13-](#)
[Level-VI](#) [TRH100A280-11E13-Level-VI](#) [TRH50A120-02E01-Level-VI](#) [TRH50A120-12E01-Level-VI](#) [TRH50A120-40E01-Level-VI](#)
[TRH50A150-12E12-Level-VI](#) [TRH50A180-11E03-Level-VI](#) [TRH50A240-02E03-Level-VI](#) [TRH70A120-11E01-Level-VI](#) [TRH70A150-](#)
[12E02-Level-VI](#) [TRH70A240-11E03-Level-VI](#) [416FG41017](#) [DTA27-0512FWX-W3](#) [TRH100A120-02E12-Level-VI](#) [TRH100A150-11E12-](#)
[Level-VI](#) [TRH100A180-02E13-Level-VI](#) [TRH100A240-02E13-Level-VI](#) [TRH100A240-36E13-Level-VI](#) [TRH100A280-12E13-Level-VI](#)
[TRH100A480-11E13-Level-VI](#) [TRH100A480-12E13-Level-VI](#) [TRH50A120-11E01-Level-VI](#) [TRH50A120-49E01-Level-VI](#) [TRH50A150-](#)
[11E02-Level-VI](#) [TRH50A150-12E02-Level-VI](#) [TRH70A120-01E01-Level-VI](#) [TRH70A480-02E03-Level-VI](#) [KR8-PS01](#) [1894875](#)
[FWE030012A-10A](#) [FWE050024B-10A](#) [820A4080G](#) [825A0052-03](#) [825A0057-03](#) [SWA-1704W](#) [AD5012N2LM-\(401\)](#)