

Tolerance on all dimensions in millimetres: +/- 0.1mm unless stated otherwise.
 Inches shown in brackets. Tolerance on dimensions in inches: +/- 0.005"
 Pin size: 0.7mm (0.0276")

Electrical characteristics:

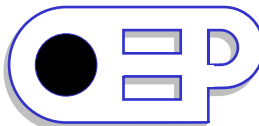
Winding ratio: 1+1:1+1
 DC resistance (ohms +/- 15%):
 Primaries: 15 + 15. Secondaries: 20 + 20
 Impedance: 150 ohms per winding
 Inductance, measured at 1kHz, 0.27V
 (series equivalent circuit): 125mH per winding (nominal)
 Interwinding capacitance* (@10kHz):
 primary to secondary: 43pF typical
 Primary to screen: 70pF
 Secondary to screen: 90pF
 Proof voltage: primaries to screen: 1kVrms
 screen to secondaries: 1kV rms
 Power: 100mW @ 300Hz and 1mW @ 30Hz

Operating temperature range: -20°C to +70°C
 Storage temperature range: -25°C to + 120°C
N.B. Do not pass DC through windings

* primary windings in series and secondary windings in series

Materials: all materials are UL94V-0 rated

Bobbin and box material: FR530
 UL file number: E69578(M)
 or 'Polyplastics Co. Ltd
 Material name: 1140 A(C)
 UL file no. E109088(M)
 2-part epoxy resin type 3300A and 3300B
 UL file number 218090
 or Epoxylite EIP4728: UL file no. E143115
 Core: class B (49% Ni) EE laminations
 Winding wire: ECW. UL file no. E174837
 Tape: 3M No. 56 polyester or equivalent



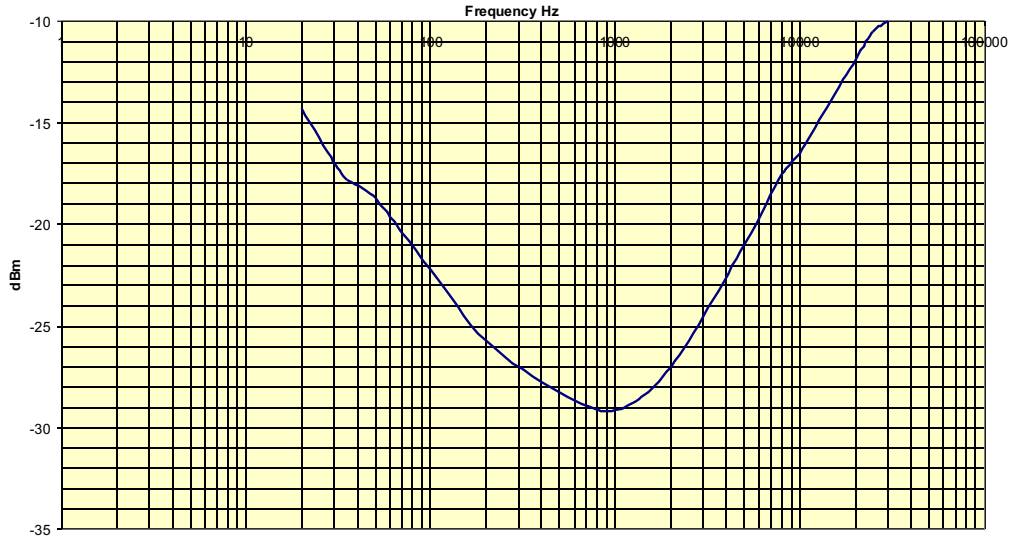
Unit 5, Oxonian Park, Langford Locks,
 Kidlington, Oxfordshire. OX5 1FP
 Tel: (01865) 855085 Fax: (01865) 855075
 Website: www.oep.co.uk

DESCRIPTION	ISSUE	DATE	DRAWN	CHECKED	DRAWING NUMBER
Specification for A262A6E page 1 of 2	1	29/07/02	CS		A262A6E
	5	21/04/08	CS		
	6	15/12/08	CS		
	7	15/06/11	CS		

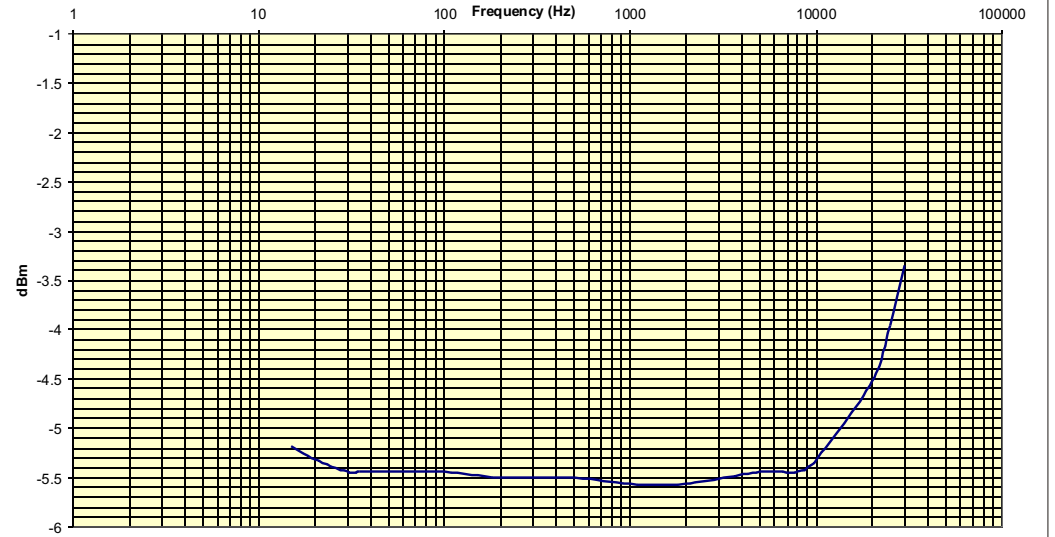
Scale: nts

All dimensions in mm unless stated otherwise

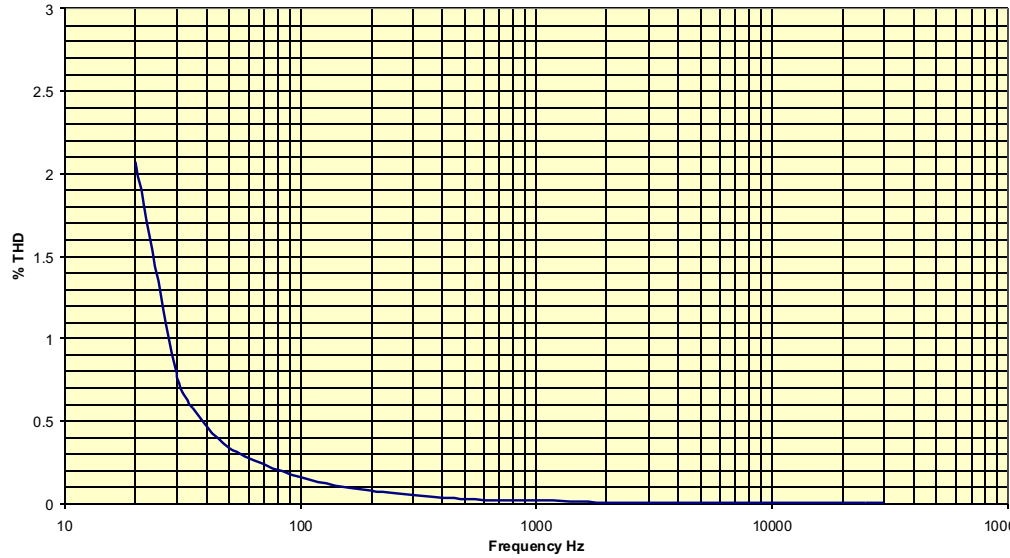
Return loss: source impedance 600R, level 0dBm, windings in series, secondary loaded with 560R




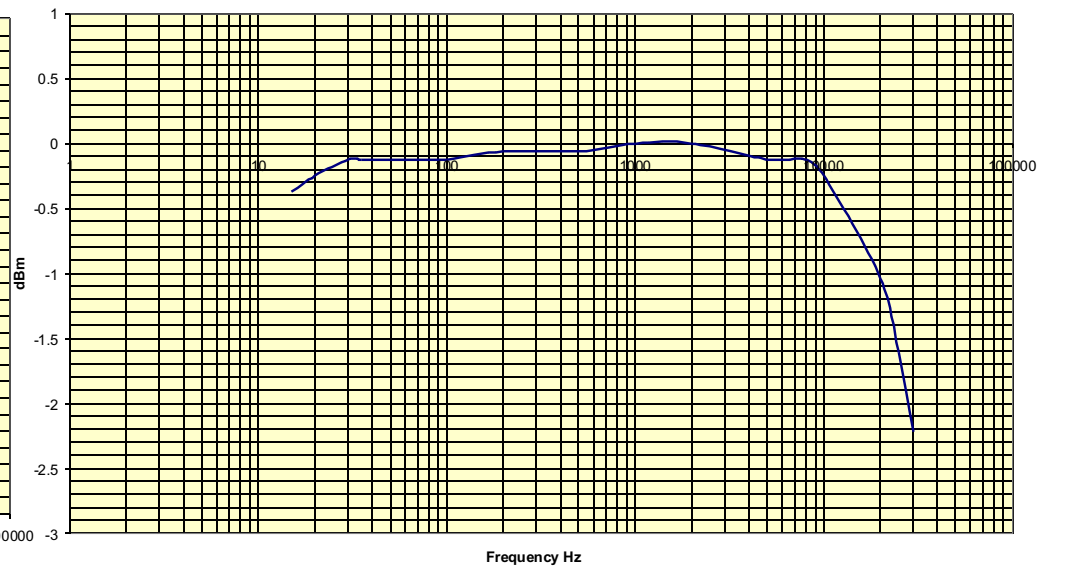
Insertion loss: source impedance 600R, level 0dBm, windings in series, secondary loaded with 560R



Distortion: windings in series, source impedance: 600R, level: 0dBm, secondary loaded with 560R



Frequency response, windings in series, source impedance: 600R, level: 0dBm, secondary loaded with 560R



Unit 5, Oxonian Park, Langford Locks,
Kidlington, Oxfordshire. OX5 1FP
Tel: (01865) 855085 Fax: (01865) 855075
Website: www.oep.co.uk

DESCRIPTION	ISSUE	DATE	DRAWN	CHECKED	DRAWING NUMBER
Specification for A262A6E page 2 of 2	1	29/07/02	CS		A262A6E
	5	21/04/08	CS		
	6	15/12/08	CS		
	7	15/06/11	CS		

Scale: nts

All dimensions in mm unless stated otherwise

X-ON Electronics

Largest Supplier of Electrical and Electronic Components

Click to view similar products for [oep](#) manufacturer:

Other Similar products are found below :

[016608F](#) [PT4](#) [E187B](#) [PT42E](#) [PT8](#) [TF048](#) [Z1604](#) [P1200](#)